

Annex 2: 2021 QuickCompass of Sexual Assault Response Personnel





2021 QuickCompass of Sexual Assault Response Personnel

Overview Report

**DATA
DRIVEN
SOLUTIONS
FOR
DECISION
MAKERS**



Additional copies of this report may be obtained from:

Defense Technical Information Center

ATTN: DTIC-BRR

8725 John J. Kingman Rd., Suite #0944

Ft. Belvoir, VA 22060-6218

Or from:

<http://www.dtic.mil/dtic/order.html>

Ask for report by DTIC#

2021 QuickCompass of Sexual Assault Response Personnel Overview Report

Elizabeth Davis
Office of People Analytics

Mark Petusky, Alexander Fernandes, Elizabeth Richards, and Jenny Kim
Fors Marsh Group, LLC.

Ashlea Klahr, Ph.D.
Office of People Analytics

DATA
DRIVEN
SOLUTIONS
FOR
DECISION
MAKERS



Acknowledgments

The Office of People Analytics (OPA) is indebted to numerous people for their assistance with the 2021 *QuickCompass of Sexual Assault Response Personnel (2021 QSAR)*, which was conducted on behalf of Dr. Nathan Galbreath, Acting Director of the Department of Defense (DoD) Sexual Assault Prevention and Response Office (SAPRO). The survey was conducted under the leadership of Dr. Ashlea Klahr, Director of OPA's Health and Resilience (H&R) Division. H&R research is conducted under the oversight of Ms. Lisa Davis, Deputy Director of H&R, and Dr. Rachel A. Breslin, H&R Chief of Military Gender Relations Research.

Policy officials who contributed to the development of this survey included Dr. Nathan Galbreath, Dr. Aubrey Hilbert, Dr. Tanya Banchs, Dr. Andra Tharp, and Dr. Rachel Thanos of DoD SAPRO.

The project manager for this effort was Mr. Mark Petusky of Fors Marsh Group, LLC (FMG). The lead survey design analysts were Ms. Amanda Barry, Mr. Mark Petusky and Dr. Rachel Wynn of FMG. Ms. Kimberly Wyborski, Director of Data Collection at FMG, was responsible for the creation of survey database and archiving standards. The Data Operations Manager on this survey was Ms. Autumn Chen.

FMG's Advanced Analytics team, under the guidance of Dr. Jennifer Gibson, Vice President, was responsible for all statistical aspects of this survey, including sampling, weighting, and nonresponse bias analysis. Mr. Stephen Busselberg and Mr. Alex McMillan were responsible for coordinating the sampling and weighting processes and developed the statistical weights based on the respondents for this survey.

A team consisting of Dr. Ashlea Klahr and Ms. Lisa Davis of OPA, Ms. Amanda Barry, Mr. Mark Petusky, Ms. Jenny Kim, Mr. Alex Fernandes, Ms. Elizabeth Richards, and Dr. Rachel Trump-Steele of FMG contributed to the writing and analyses provided in this report.

Executive Summary

The following report provides an overview of the results of the *2021 QuickCompass of Sexual Assault Response Personnel (2021 QSAR)*. The report provides insights from Sexual Assault Response Coordinators (SARCs); Victim Advocates (VAs) and Uniformed Victim Advocates (UVAs); and Special Victims' Counsel (SVC), Victims' Legal Counsel (VLC), and Special Victims' Paralegal (SVP) professionals regarding their training, their access to and relationships with command and other professionals, their perceptions of resources provided to victims, the support they receive in their profession, and their personal wellbeing.

Study Background and Methodology

Study Background

The Department of Defense (DoD) is committed to providing victims of sexual assault the care and services they need to recover. The sexual assault response workforce is the backbone of this mission, and includes Sexual Assault Response Coordinators (SARCs), Victim Advocates (VAs), and Uniformed Victim Advocates (UVAs), as well as Special Victims' Counsel (SVC), Victims' Legal Counsel (VLC), and Special Victims' Paralegal (SVP).

SARCs provide confidential support and coordinate care for victims throughout the investigation and recovery process. VA/UVAs are advocates who provide education and resources to victims in addition to providing confidential support—these personnel are under the supervision of the SARC. SVC/VLC/SVPs are legal personnel who are active duty advocates representing victims by providing legal advice, guidance, and assistance with exercising their legal rights as a victim of sexual assault. In sum, sexual assault responders are responsible for providing support, guidance and advocacy for sexual assault victims, throughout the care and recovery process, and the justice process, when relevant.

The *2021 QSAR* was designed to provide insights from SAPR personnel at military installations worldwide. The National Defense Authorization Act (NDAA) for Fiscal Year 2021 required the Department to conduct a survey of SAPR personnel no later than June 30, 2021 to address several key elements including:

1. the state of support provided to sexual assault responders,
2. the ability of sexual assault responders to contact and access their installation commander or unit commander,
3. the ability of sexual assault responders to contact and access the immediate commander of victims and alleged offenders,
4. the responsiveness of commanders to sexual assault responders,
5. the support and services provided to victims of sexual assault,
6. the understanding of other response and prevention professionals and their willingness to assist,

7. the adequacy of the training received by sexual assault responders, and
8. any other factors affecting the ability of sexual assault responders to perform their duties.

The 2021 *QSAR* was designed specifically to survey SARCs and VAs/UVAs on these key elements to meet this congressional mandate, and also included SVC/VLC/SVPs. The 2021 *QSAR* is the fifth survey of this population following four previous iterations conducted triennially from 2009 through 2018.

Survey Methodology

The 2021 *QSAR* was administered via the web from June 8 through July 20, 2021. This survey was a census of all DoD SARCs and VAs/UVAs who were certified as of April 1, 2021, and all SVC/VLC/SVPs serving at the time of the survey fielding. The target population consisted of 1,973 certified SARCs, 21,101 VAs/UVAs, and 252 SVC/VLC/SVPs. Surveys were completed by 4,370 eligible sexual assault responders, yielding an overall weighted response rate of 19%. Data were weighted using an industry-standard process to reflect the known population of sexual assault responders as of April 2021. Weighting produces survey estimates that are representative of their respective populations. See Table 1 for a further description of the eligible respondents.

Table 1.
Weighted Eligible Respondents by Job Role and Service

	Overall	SARC	VA/UVA	SVC/VLC/SVP
Army	2,358	598	1735	25
Navy	708	68	633	7
Marine Corps	372	53	308	11
Air Force	651	102	534	15
DoD Agency	80	42	38	0
Total	4,370	881	3,418	71

Key Findings

Sexual Assault Responder Well-Being

The well-being of sexual assault responders varied by role, though all roles showed a decrease in well-being compared to 2018. Job stressors were generally highest for SVC/VLC/SVPs followed by SARCs. The greatest stressors for SVC/VLC/SVPs were their caseload and the subject matter of their work, while for SARCs the greatest stressors were the administrative requirements of their position and the increasing complexity of the program. While job stressors remained lowest for VA/UVAs, there were notable increases in stressors for VA/UVAs compared to 2018.

Sexual assault responders of all types indicated significantly higher rates of burnout, compassion fatigue, and vicarious trauma compared to 2018, with SVC/VLC/SVPs experiencing the highest levels.

- Burnout: SARCs (51%, up from 32%), VA/UVAs (40%, up from 26%), and SVC/VLC/SVPs (62%, unchanged)
- Compassion Fatigue: SARCs (32%, up from 23%), VA/UVAs (21%, up from 13%), and SVC/VLC/SVPs (75%, up from 54%)
- Vicarious Trauma: SARCs (23%, up from 14%), VA/UVAs (10%, up from 5%), and SVC/VLC/SVPs (36%, up from 27%)

Workplace Climate

Work satisfaction was generally high for sexual assault responders. However, SVC/VLC/SVPs scored significantly lower in satisfaction than both SARCs and VA/UVAs. By contrast, SVC/VLC/SVPs scored significantly higher than both SARCs and VAs/UVAs on workgroup effectiveness.

Retaliation against sexual assault responders remained low, consistent with 2018. SARCs and SVC/VLC/SVPs were more likely than VA/UVAs to have witnessed or knew of retaliation in the past 12 months. Of note, only approximately half of sexual assault responders indicated they would feel comfortable seeking help with retaliation.

Self-Care Support

Despite increases in work stress and related harms such as burn-out, the majority of sexual assault responders reported high levels of resilience, which is the ability to “return to the previous level of functioning” after a negative experience (Smith, et al., 2008, p. 194). This resilience may be bolstered by self-care; indeed, more than half of sexual assault responders indicated having adequate time for self-care, though SARCs and VA/UVAs indicated having less time for self-care in 2021 compared to 2018. Time for self-care was most limited among SVC/VLC/SVPs, consistent with their higher levels of burnout. When asked about which self-care measures they take to manage the stress of their job, most sexual assault responders indicated they use exercise to manage their stress, as well as spending time interacting with family and friends to relieve stress.

Command Relationships

The majority of sexual assault responders endorsed positive perceptions of command trust and support, although SARCs felt more supported by commanders than other sexual assault responders and VA/UVAs experienced some declines in their responses compared to 2018. Most sexual assault responders reported commanders viewed their role as important, fully supported them, and were accessible. SARCs reported the most frequent communication with senior commanders, followed by SVC/VLC/SVPs, and all were more likely to communicate with the commanders of victims than commanders of alleged perpetrators.

Care for Female and Male Victims

Overall, the vast majority sexual assault responders felt they had the quality of care and resources available to support both male and female victims of sexual assault. While responses remained high, there was a decrease in 2021 compared to 2018 in perceptions of the quality of care and resources available for female victims, including appropriate health care, sufficient policy guidance, and the program meeting specific needs of female victims.

Expedited Transfers

In 2021, almost half of SARCs indicated they were involved in an at least one expedited transfer in the past 12 months, of which, nearly half had experience as both a sending and receiving SARC during a transfer. SARCs were also asked about communications they had as a receiving and/or sending SARC during the expedited transfer process. Since 2018 there was improvement in the proportion of receiving SARCs having necessary and useful information during an expedited transfer. However, receiving SARCs continued to lag behind sending SARCs in this domain, suggesting the need for further improving communication between sending and receiving SARCs.

Collaboration

Sexual assault responders' involvement in Case Management Groups (CMGs) remained steady in 2021 compared to 2018, with SVC/VLC/SVPs more likely than SARCs and VAs/UVAs to be involved. CMGs were held virtually at a significantly higher rate than in 2018, likely due to the Coronavirus pandemic. CMGs were most often chaired by the installation commander and often lasted up to two hours. Sexual assault responders were also asked about the effectiveness of CMGs in addressing issues related to victims of sexual assault, including retaliation, legal processes, information sharing, victim medical and mental health concerns, and expedited transfers. In general, sexual assault responders perceived the CMG as effective in addressing each of these issues. However, SVC/VLC/SVPs had lower perceptions of CMG effectiveness compared to SARCs and VA/UVAs.

SARCs and VA/UVAs were asked about their involvement in High Risk Response Teams (HRRTs), and, if involved, their insight about the effectiveness of the HRRT. Only 3% of sexual assault responders reported being involved in a HRRT in the past 12 months, the majority of whom indicated the HRRT appropriately addressed the high-risk situation(s).

Sexual assault responders were asked to what extent they received appropriate support from other personnel in their efforts to assist victims. Overall, sexual assault responders reported receiving appropriate support from other professionals regarding victim care, with the most collaboration among sexual assault responders themselves, chaplains, and mental health professionals. Less than one-quarter of responders indicated they collaborated with community resources in 2021.

Program Procedures

Participants indicated having clear program procedures for working with various populations, with highest clarity in working with DoD civilian employees, dependents, visiting personnel, and

deployed military members. Consistent procedural clarity remained lowest for working with foreign nationals, with one half to less than two-thirds of sexual assault responders stating they had clear program procedures for this population.

Catch a Serial Offender (CATCH) Program

SVC/VLC/SVPs were more likely than SARCs and VA/UVAs to indicate they had at least one victim request to submit an entry to the CATCH program. When asked about their experience in answering questions about CATCH from victims, approximately two-thirds of sexual assault responders were able to answer victims' questions, based on their knowledge of CATCH and materials provided to them.

Effectiveness of Training

Sexual assault responders were asked their opinions on how well their initial training prepared them to have structured conversations with victims of sexual assault, to help victims of sexual assault through the court martial process, and to serve men who experienced sexual assault. While the majority of all sexual assault responders reported feeling at least moderately prepared by their initial training to handle duties related to these domains, SARCs felt less prepared than VA/UVAs and SVC/VLC/SVPs after their initial training. Similarly, the majority of sexual assault responders reported that they had received training on dealing with retaliation against victims, with SVC/VLC/SVPs reporting statistically higher rates of receiving training on the topic and feeling more prepared than SARCs and VA/UVAs. The factors that most contributed to sexual assault responders feeling prepared to deal with victim retaliation were training and resources, while lack of experience was the primary factor in feeling unprepared.

Perceptions on D-SAACP

Overall, the majority of SARCs and VA/UVAs felt that the D-SAACP training they received helped to enhance their skills in working with victims, an increase compared to 2018. The vast majority of SARCs and VA/UVAs indicated that their chain of command supports their continuing education requirements, with the majority using their Service SAPR/SHARP program to meet these requirements. SARCs and VA/UVAs were also asked about their plans for, and motivation to, pursue the next D-SAACP certification level. The majority of SARCs and VA/UVAs indicated they planned to pursue the next certification level. When asked how motivated they were to move to the next D-SAACP level, the vast majority of SARCs and VA/UVAs indicated they were motivated to do so.

Conclusion

Overall, findings from the 2021 QSAR revealed that sexual assault responders are generally resilient, feel well-supported by local command, and have strong working relationships with other professionals. The majority expressed satisfaction with their training and certification, and reported clarity regarding SAPR procedures. Furthermore, most responders indicated they feel well prepared to serve both female and male victims and feel that both female and male victims get adequate support. Although most feedback was positive, the 2021 QSAR results did reveal some signs of increased strain on the sexual assault response workforce and some areas for improvement, including rising levels of burnout, vicarious trauma, and compassion fatigue, lack

of clarity in dealing with cases regarding foreign nationals, and a disconnect in communication between sending and receiving SARCs during expedited transfers.

Table of Contents

	<u>Page</u>
Executive Summary	iii
Study Background and Methodology.....	iii
Study Background.....	iii
Survey Methodology.....	iv
Key Findings.....	iv
Sexual Assault Responder Well-Being	iv
Workplace Climate	v
Self-Care Support.....	v
Command Relationships	v
Care for Female and Male Victims	vi
Expedited Transfers	vi
Collaboration.....	vi
Program Procedures	vi
Catch a Serial Offender (CATCH) Program.....	vii
Effectiveness of Training	vii
Perceptions on D-SAACP	vii
Conclusion	vii
Chapter 1: Introduction and Methodology	13
Study Background	13
Survey Methodology	15
Statistical Analysis	16
Organization.....	16
Chapter 2: Well-Being, Workplace Climate, and Self-Care Support.....	19
Responder Well-Being.....	19
Job Stress	19
Burnout, Compassion Fatigue, and Vicarious Trauma.....	21
Work Satisfaction.....	23
Workgroup Effectiveness.....	24
Retaliation.....	26
Self-Care Support	27
Time for Self-Care	27
Self-Care Resources	29
Resilience.....	29
Chapter 3: Commander Relationships	31
Commander Access, Support, & Preparedness	31
Communication with Victim’s and Perpetrator’s Commander(s)	32
Chapter 4: Support Services for Victims of Sexual Assault	33
Victim Care.....	33
Program Resources	33
Referral Resources	34

Quality of Care and Resources for Female and Male Victims of Sexual Assault	34
Expedited Transfers	35
Collaboration.....	37
Case Management Groups (CMGs).....	37
CMG Involvement	37
Case Management Group (CMG) Characteristics	38
CMG Effectiveness	39
High-Risk Response Team (HRRT)	41
Victim Care Support from Personnel.....	42
Community Collaboration	43
Programs, Policies, and Procedures	45
Program Procedures for Different Populations	46
Catch a Serial Offender (CATCH) Program.....	46
Chapter 5: SAPR Professional Training.....	49
Effectiveness of Initial Training	49
Training on Retaliation Against Victims	50
D-SAACP Training and Intentions	51
Chapter 6: Conclusion	53
Well-Being, Workplace Climate, and Self-Care Support	53
Commander Relationships	54
Support Services for Victims of Sexual Assault	54
Effectiveness of Training.....	54
References	57

Appendices

A. Topline.....	59
B. Survey Instrument.....	147
C. FAQ	213
D. Glossary.....	219

List of Tables

1. Weighted Eligible Respondents by Job Role and Service	iv
2. Weighted Eligible Respondents by Job Role.....	15
3. Sources of Job Stress, Trends and Comparisons by Role.....	20
4. Sources of Job Stress, by Service Branch	20
5. Sources of Job Stress, by Duty Type	21
6. Sources of Job Stress, by D-SAACP Level	21
7. Burnout, Compassion Fatigue, and Vicarious Trauma, by Service Branch	22
8. Burnout, Compassion Fatigue, and Vicarious Trauma, by Duty Type.....	23

9.	Retaliation Items, by Role.....	26
10.	Retaliation Items, by Service Branch.....	27
11.	Self-Care Measures to Manage Stress, by Role.....	29
12.	Commander Access, Support, and Preparedness, by Role	31
13.	Resources Provided to Program, by Role	33
14.	Referral to Resources, by Role	34
15.	Case Management Group Involvement, by Role and Service	37
16.	Case Management Group Chairperson, by Role and Service.....	38
17.	Case Management Group Meeting Method, by Role and Service.....	39
18.	Case Management Group Meeting Length, by Role and Service.....	39
19.	CMG Effectiveness in Addressing Issues, by Role	40
20.	CMG Effectiveness in Addressing Issues, by Service.....	40
21.	CMG Covered Victim Retaliation, by Role and Service	41
22.	Victim Care Support from Personnel, by Role	43
23.	Victim Care Support from Personnel, by Service Branch	43
24.	Collaboration with Community Resources	44
25.	Collaboration With Community Resources, by Service Branch	45
26.	Program Procedure Clarity for Different Situations	45
27.	Program Procedure Quality for Different Populations, by Role.....	46
28.	Effectiveness of Initial Training, by Service	50

List of Figures

1.	Burnout, Compassion Fatigue, and Vicarious Trauma; Trends and Comparisons by Role.....	22
2.	Work Satisfaction Scale Means, by Role.....	23
3.	Work Satisfaction Scale Means, By Service.....	24
4.	Workgroup Effectiveness Scale Means, by Role.....	25
5.	Workgroup Effectiveness Scale Means, by Service	25
6.	Self-Care Time, by Role	28
7.	Self-Care Time, by Service	28
8.	Resilience Mean Scores, by Role.....	30
9.	Communication With Commanders of Victims/Alleged Perpetrators, by Role.....	32
10.	Aspects of Support for Female and Male Victims.....	35
11.	SARC Involvement in an Expedited Transfer in the Past 12 Months	36
12.	High-Risk Response Teams.....	42
13.	CATCH Program	47
14.	Effectiveness of Initial Training, by Role.....	49
15.	Training on Retaliation	51
16.	D-SAACP, by Role.....	52

Chapter 1: Introduction and Methodology

Study Background

The Department of Defense (DoD) continually seeks to improve upon sexual assault response programs and resources available to Service members. As a result of the recommendations from the DoD Care for Victims of Sexual Assault Task Force in 2004, the Secretary of Defense directed the Under Secretary of Defense for Personnel and Readiness (USD [P&R]) to undertake a review of all sexual assault policies and programs across the DoD and the individual Services, and to recommend changes (DoD, 2004). The Task Force recommendations led to the creation of several positions dedicated to providing services to sexual assault victims, including Sexual Assault Response Coordinators (SARCs), Victim Advocates (VAs), Uniformed Victim Advocates (UVAs), United States Air Force Volunteer Victim Advocates (USAF VVAs),¹ Special Victims' Counsel (SVCs), Victims' Legal Counsel (VLCs), and Special Victims' Paralegal (SVPs). The individuals in these positions are the key responders within the Sexual Assault Prevention and Response (SAPR) program. Below is a brief description of each position and their responsibilities, as defined in DoD Instruction (DoDI) 6495.02 (DoD 2015c).

Sexual Assault Response Coordinator (SARC). *The single point of contact at an installation or within a geographic area who oversees sexual assault awareness, prevention, and response training; coordinates medical treatment, including emergency care, for victims of sexual assault; and tracks the services provided to a victim of sexual assault from the initial report through final disposition and resolution.*

Victim Advocate/Uniformed Victim Advocate (VA/UVA).² *A person who, as a victim advocate, shall provide non-clinical crisis intervention, referral, and ongoing non-clinical support to adult sexual assault victims. Support will include providing information on available options and resources to victims. The VA/UVA, on behalf of the sexual assault victim, provides liaison assistance with other organizations and agencies on victim care matters and reports directly to the SARC when performing victim advocacy duties. People who are interested in serving as a VA/UVA are encouraged to volunteer for this duty assignment.*

Special Victims' Counsel/Victims' Legal Counsel/Special Victims' Paralegal (SVC/VLC/SVP). *Attorneys who are assigned to provide legal assistance in accordance with section 1716 of Reference (k) and Service regulations. The Air Force, Army, National Guard, and Coast Guard refer to these attorneys as SVC, who are often supported by SVP. The Navy and Marine Corps refer to these attorneys as VLC.*

The overall mission of these positions is, collectively, to provide guidance to and advocacy for victims of sexual assault in accessing the medical, psychological, and legal services to which they are entitled. They are the responders tasked with the responsibility of providing support and

¹ USAF VVAs perform the same duties as VAs and UVAs; therefore, any mentions of victim advocates will be referred to as VA/UVAs throughout the rest of this report.

² A SAPR VA may be civilian or military. A civilian in this position is referred to as a "victim advocate" (VA), whereas a military member in this position is referred to as a "uniformed victim advocate" (UVA).

guidance for sexual assault victims from initial response through the care and recovery processes.

The National Defense Authorization Act (NDAA) for Fiscal Year 2021 codified into law the need for an assessment and report on the ability of sexual assault response coordinators and sexual assault prevention and response victim advocates to perform their duties. Specifically, the Secretary of Defense was tasked with conducting a survey no later than June 30, 2021 to address this need with specific attention to several key elements, which included topics regarding:

the state of support provided to sexual assault responders,

the ability of sexual assault responders to contact and access their installation commander or unit commander,

the ability of sexual assault responders to contact and access the immediate commander of victims and alleged offenders,

the responsiveness of commanders to sexual assault responders,

the support and services provided to victims of sexual assault,

the understanding of other response and prevention professionals and their willingness to assist,

the adequacy of the training received by sexual assault responders, and

any other factors affecting the ability of sexual assault responders to perform their duties.

The *2021 QuickCompass of Sexual Assault Response Personnel (2021 QSAR)* was designed to survey SARCs and VAs/UVAs at military installations worldwide on these key elements, specifically, in order to meet this congressional mandate. Sexual assault responders are instrumental in the successful implementation of SAPR programs at each military location; therefore, it is critical that SAPRO and Service SAPR/SHARP officials understand how effectively Sexual assault responders are trained for their positions and their perceptions of how well their program is supported and executed. Additionally, the QSAR provides important information on the well-being and job satisfaction of sexual assault responders, including SVC/VLC/SVPs. While the 2021 NDAA did not specifically require the inclusion of SVC/VLC/SVPs, the *2021 QSAR* chose to continue to survey this population. The complete survey and accompanying frequently asked questions (FAQs) are included as Appendix B and Appendix C of this report, respectively.

The *2021 QSAR* is the fifth survey of this population following four previous iterations conducted from 2009 through 2018.³ These surveys were performed at the request of the Defense Task Force on Sexual Assault in the Military Services (DTFSAMS). Given the

³ Previous iterations include the *2018 QuickCompass of Sexual Assault Responders (2018 QSAR)*, the *2015 QuickCompass of Sexual Assault Prevention and Response-Related Responders (2015 QSAPR)*, the *2012 QuickCompass of Sexual Assault Response Coordinators (2012 QSARC)*, and the *2009 QuickCompass of Sexual Assault Responders (2009 QSAR)*.

similarities between the 2021 *QSAR* the 2018 *QSAR* surveys, the results of these surveys allowed for the trending of key metrics. However, due to major changes to the questions and substantial differences in the survey populations, the results of the 2021 *QSAR* and the 2018 *QSAR* are not directly comparable to the previous three surveys.

Survey Methodology

The 2021 *QSAR* was administered via the web between June 8 and July 20, 2021. The survey sample comprised all DoD SARC and VA/UVAs who were certified as of April 1, 2021, and all SVCs, VLCs, and SVPs serving at the time of the survey fielding. Potential SARC and VA/UVA participants were identified through the DoD Sexual Assault Advocate Certification Program (D-SAACP), a database of all certified SARC and VA/UVAs; Service SAPR offices identified SVCs, VLCs, and SVPs, who do not hold D-SAACP certification.

The survey frame consisted of 1,973 certified SARC and 21,201 VA/UVAs drawn from the D-SAACP list and 252 SVC/VLC/SVPs provided by Service SAPR offices. Surveys were completed by 4,370 eligible responders, yielding an overall weighted response rate of 19%.

Respondents were considered ineligible if they indicated in the survey or by other contact (e.g., telephone calls or e-mails to the research team) that they were not serving in the appropriate position as of the first day of the survey fielding—June 8, 2021. Survey completion was defined as answering 50% or more of the survey questions asked of all participants. Data were weighted using an industry-standard process to reflect the known population of D-SAACP certified personnel and SVC/VLC/SVPs as of April 2021. Weighting produces survey estimates of population totals, proportions, means, and other statistics that are representative of their respective populations.

Table 2 See Table 2 for a further description of the eligible respondent population. Statistical comparisons were made with two-tailed, independent sample *t* tests, with a significance threshold of $p < 0.05$.

Table 2.
Weighted Eligible Respondents by Job Role

	Overall	SARC	VA/UVA	SVC/VLC/SVP
Army	2,358	598	1735	25
Navy	708	68	633	7
Marine Corps	372	53	308	11
Air Force	651	102	534	15
DoD Agency	80	42	38	0
Total	4,370	881	3,418	71

Statistical Analysis

Results of the *2021 QSAR* are presented by several reporting categories within the report. Results are typically presented by sexual assault responder role: SARCs, VA/UVAs, and SVC/VLC/SVPs. In some cases, results are also broken down by Service and Status. It is important to note that the population of sexual assault responders is not equally split between SARCs and VA/UVAs. Specifically, while there are fewer than 2,000 SARCs in the population, there are over 20,000 VA/UVAs and fewer than 300 SVC/VLC/SVPs. Therefore, when estimates for sexual assault responders overall are presented in the report, these findings are heavily skewed by the estimates for VA/UVAs, an artifact that is not accounted for, nor adjustable by data weighting. Therefore, caution should be taken when interpreting overall findings; different expectations for different roles may prevent meaningful interpretation of combined survey statistics for some questions and may not provide the role nuance necessary for actionable findings.

Only statistically significant pairwise comparisons are discussed in this report. Pairwise comparisons comparing one entity to another entity are generally made along a single dimension: for example, SARCs compared to VA/UVAs and SARCs compared to SVC/VLC/SVPs. Where applicable, trends between the *2018 QSAR* and *2021 QSAR* are included in this report. Unless otherwise specified, the numbers presented are percentages and ranges of standard errors are provided.

Appendix A contains the full topline report for the *2021 QSAR* results, where each survey question is presented and includes the question text (or composite measuring description, if applicable), subitem text (if applicable), variable name, response options, reporting categories, unweighted n, estimates for each response option, and a table note (if applicable). Results are presented by all sexual assault responders, Service, duty status, and job role. To form the reporting categories, sexual assault responders were classified primarily by survey self-report data. If the self-reported data were missing, then D-SAACP data, if applicable, were used to impute the subgroup classification.

Organization

The principal purpose of the *2021 QSAR* was to provide information to DoD SAPRO and the Service SAPR/SHARP offices about the effectiveness of programs from the perspective of primary sexual assault responders—the SARCs, VA/UVAs, and SVC/VLC/SVPs.

Topics covered in this report are organized into the following chapters:

Chapter 2 describes the state of support provided to sexual assault responders. Topics include sexual assault responder well-being, workplace climate, and retaliation against sexual assault responders as a result of performance of their duties related to sexual assault.

Chapter 3 discusses sexual assault responder access to commanders including concerns around command trust and support and access to commanders of victims of sexual assault and commanders of alleged perpetrators.

Chapter 4 examines the perceived state of support services for victims of sexual assault. Topics include availability and usage of victim support resources, perceptions on the effectiveness of policy and procedures including the CATCH program, expedited transfers, case management groups, and high-risk response teams, and collaboration between sexual assault responders.

Chapter 5 looks at opinions around the effectiveness of training to prepare sexual assault responders for their duties in assisting victims and perceptions around D-SAACP.

Chapter 6 concludes this report with a discussion of major findings and recommendations for improvements that would benefit sexual assault responders and victims of sexual assault.

Chapter 2: Well-Being, Workplace Climate, and Self-Care Support

This chapter addresses National Defense Authorization Act (NDAA) Fiscal Year 2021 (FY21) requirement A, which directed research on the state of support provided to responders, including perceived retaliation and resources available to responders as a result of the nature of their work, and elements of requirement H addressing other factors affecting responders' ability to perform their duties. This chapter covers the topic of responder well-being, workplace climate, and self-care support.

Responder Well-Being

Requirement H of the NDAA for FY21 directed research on factors of well-being, including stressors experienced by sexual assault responders. Reported here is responders' well-being in terms of sources of job stress; experience(s) with burnout, compassion fatigue and vicarious trauma; and work satisfaction.

Job Stress

The 2021 QSAR included questions on six potential job stressors and three well-being indicators: burnout, compassion fatigue, and vicarious trauma. Burnout involves emotional depletion, along with mental and physical symptoms, caused by one's work life (Maslach & Schaufeli, 1993). Generalized job stress and burnout are related, but distinct, constructs. Though stress can be transitory, burnout is associated with prolonged job stress (Maslach & Schaufeli, 1993). Compassion fatigue is "the overall experience of emotional and physical fatigue...due to the chronic use of empathy" (Newell & MacNeil, 2010, p. 61) and vicarious trauma occurs specifically due to absorption of clients' traumatic experiences (Newell & MacNeil, 2010). Although any worker can experience burnout, compassion fatigue and vicarious trauma occur among "helping" professionals like sexual assault responders, and these psychological factors can increase the likelihood of burnout (Newell & MacNeil, 2010).

There were notable differences in stress between roles (see Table 3). Job stressors were generally highest for SVC/VLC/SVPs, and lowest for VA/UVA's. The most frequent source of stress for SVC/VLC/SVPs was their caseload, with around three-fifths reporting this to be a large source of stress. Stress levels were largely consistent with 2018 for both SVC/VLC/SVPs and SARCs, with the exception of SARCs' increased stress due to administrative requirements. Though job stress is lowest for VA/UVAs, they did indicate an increase in their levels of job stress since 2018.

Table 3.
Sources of Job Stress, Trends and Comparisons by Role

Job Stress	SARCs		VA/UVAs		SVC/VLC/SVPs		↑ Higher than SARCs ↑ Higher than VAs/UVAs ↑ Higher than 2018
	2018	2021	2018	2021	2018	2021	
My caseload	17%	↑ 21%	4%	6% ↑	49%	↑↑ 61%	
The subject matter of my work	21%	↑ 26%	10%	13% ↑	45%	↑↑ 56%	
The administrative requirements of the position	34%	↑ 41% ↑	9%	13% ↑	31%	↑ 38%	
The amount of time I have been in my current position	18%	↑ 22%	8%	12% ↑	28%	↑ 30%	
The increase in my workload	---	↑ 29%	---	6%	---	↑↑ 47%	
The increasing complexity of the program	---	↑ 39%	---	10%	---	↑ 31%	

Percent responding Large extent/Very large extent
Standard error range is from ± 0.31% to ± 7.02%

Q60

Results by Service are shown in Table 4. Increases in stress since 2018 were concentrated among Army and Navy responders. Job stress was highest among responders in DoD Agencies. Levels of job stress were generally lowest in the Air Force.

Table 4.
Sources of Job Stress, by Service Branch

Job Stress	Army		Navy		Marine Corps		Air Force		DoD Agency	
	2018	2021	2018	2021	2018	2021	2018	2021	2018	2021
My caseload	6%	↑ 10% ↑	4%	8% ↑	7%	10%	6%	7%	20%	25% **
The subject matter of my work	12%	↑ 16% ↑	11%	14%	14%	↑ 20%	10%	13%	26%	22%
The administrative requirements of the position	13%	↑ 19% ↑	10%	16% ↑	17%	↑ 18%	11%	12%	32%	35% **
The amount of time I have been in my current position	11%	↑ 15% ↑	7%	12% ↑	11%	14%	7%	10%	17%	15%
The increase in my workload	---	↑↑ 12%	---	6%	---	↑ 12%	---	7%	---	32% **
The increasing complexity of the program	---	↑↑ 17%	---	11%	---	↑ 17%	---	10%	---	32% **

Percent responding Large extent/Very large extent
Standard error range is from ± 0.51% to ± 6.13%

↑ Higher than 2018

↑ Higher than Navy
↑ Higher than Air Force
** Higher than all others

Q60

Sources of job stress were highest for those whose duties were their sole duty, followed by primary duty. Job stress was lowest among collateral duty responders (see Table 5).

Table 5.
Sources of Job Stress, by Duty Type

Job Stress	Sole	Primary	Collateral	↑ Higher than Primary ↑ Higher than Collateral
My caseload	27% ↑↑	15% ↑	6%	
The subject matter of my work	27% ↑↑	19% ↑	14%	
The administrative requirements of the position	39% ↑↑	27% ↑	13%	
The amount of time I have been in my current position	16% ↑	18% ↑	12%	
The increase in my workload	35% ↑↑	18% ↑	6%	
The increasing complexity of the program	39% ↑↑	24% ↑	11%	
Percent responding Large extent/Very large extent Standard error range is from ± 0.47% to ±2.37%				Q60

With regard to D-SAACP level, generally as D-SAACP level increased, they experienced higher levels of job stress (see Table 6). These individuals were also the most highly trained responders in the Department and it is therefore critical to support their wellbeing as they face a very stressful job.

Table 6.
Sources of Job Stress, by D-SAACP Level

Job Stress	Level I	Level II	Level III	Level IV	↑ Higher than Level I ↑ Higher than Level II
My caseload	8%	18% ↑	22% ↑	27% ↑	
The subject matter of my work	15%	20%	30% ↑	23% ↑	
The administrative requirements of the position	15%	32% ↑	44% ↑↑	48% ↑↑	
The amount of time I have been in my current position	13%	18%	19% ↑	16%	
The increase in my workload	8%	26% ↑	37% ↑↑	48% ↑↑	
The increasing complexity of the program	13%	34% ↑	44% ↑	52% ↑↑	
Percent responding Large extent/Very large extent Standard error range is from ± 0.48% to ± 4.84%					Q60

Burnout, Compassion Fatigue, and Vicarious Trauma

Sexual assault responders indicated significantly higher rates of burnout, compassion fatigue, and vicarious trauma compared to 2018. Figure 1 breaks down these results by responder role. Burnout was significantly higher among SARCs and VA/UVAs than in 2018. Vicarious trauma was also higher among SARCs and VA/UVAs in 2021 compared to 2018. All three roles trended upward in compassion fatigue. SARCs and SVC/VLC/SVPs reported significantly higher burnout and vicarious trauma than VA/UVAs in 2021. All roles were significantly different from each other in terms of compassion fatigue, with SVC/VLC/SVPs having the highest levels and VA/UVAs the lowest.

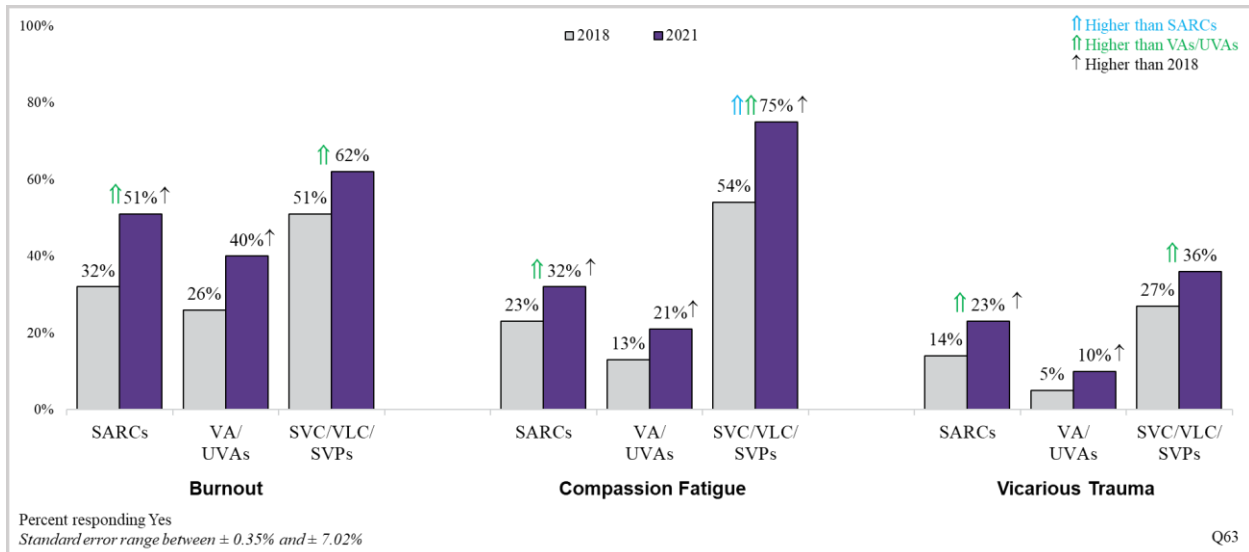
Figure 1.***Burnout, Compassion Fatigue, and Vicarious Trauma; Trends and Comparisons by Role***

Table 7 shows trends between 2018 and 2021 and comparisons of 2021 results by Service. Responders in the Army, Navy, Marine Corps, and Air Force all reported higher levels of burnout, compassion fatigue, and vicarious trauma compared to 2018. Of note, DoD Agency responders reported significantly higher compassion fatigue and vicarious trauma than Service responders.

Table 7.***Burnout, Compassion Fatigue, and Vicarious Trauma, by Service Branch***

	Army		Navy		Marine Corps		Air Force		DoD Agency		↑ Higher than Army ↑ Higher than Navy ** Higher than all others ↑ Higher than 2018
	2018	2021	2018	2021	2018	2021	2018	2021	2018	2021	
Burnout	24%	39% ↑	30%	44% ↑	33%	45% ↑	26%	43% ↑	33%	46%	
Compassion Fatigue	13%	21% ↑	14%	23% ↑	17%	25% ↑	15%	26% ↑	33%	39% **	
Vicarious Trauma	6%	12% ↑	5%	11% ↑	5%	11% ↑	6%	15% ↑	24%	33% **	

Percent responding Yes
 Standard error range between $\pm 0.50\%$ and $\pm 6.15\%$

Q60

Burnout, compassion fatigue, and vicarious trauma increased for all duty types from 2018 to 2021 (Table 8). Comparing by duty type, sole duty responders reported higher rates of compassion fatigue and vicarious trauma than primary and collateral duty responders, followed by primary duty responders who had higher rates than collateral duty responders. Despite differences in job stressors, there were no differences in burnout by role type, with more than a third of responders reporting burnout across all types.

Table 8.
Burnout, Compassion Fatigue, and Vicarious Trauma, by Duty Type

	Sole		Primary		Collateral		↑ Higher than Primary ↑ Higher than Collateral ↑ Higher than 2018
	2018	2021	2018	2021	2018	2021	
Burnout	33%	45% ↑	27%	41% ↑	27%	41% ↑	
Compassion fatigue	29%	↑↑ 37% ↑	20%	↑ 28% ↑	12%	21% ↑	
Vicarious trauma	20%	↑↑ 29% ↑	10%	↑ 17% ↑	4%	10% ↑	

Percent responding Yes
Standard error range is between $\pm 0.35\%$ and $\pm 2.7\%$

Q63

Work Satisfaction

The 2021 QSAR incorporated a six-item work satisfaction scale which measures happiness with one's job and is associated with several outcomes, including burnout, well-being, and job performance (Wright & Cropanzano, 2000). Each item was answered on a scale from 1 (strongly disagree) to 5 (strongly agree), and scale means are reported here.

As shown in Figure 2, SARCs and VA/UVAs had significantly higher work satisfaction than SVC/VLC/SVPs. With regard to differences in work satisfaction by Service, Air Force responders had the highest work satisfaction score, while Marine Corps responders had the lowest work satisfaction score (Figure 3).

Figure 2.
Work Satisfaction Scale Means, by Role

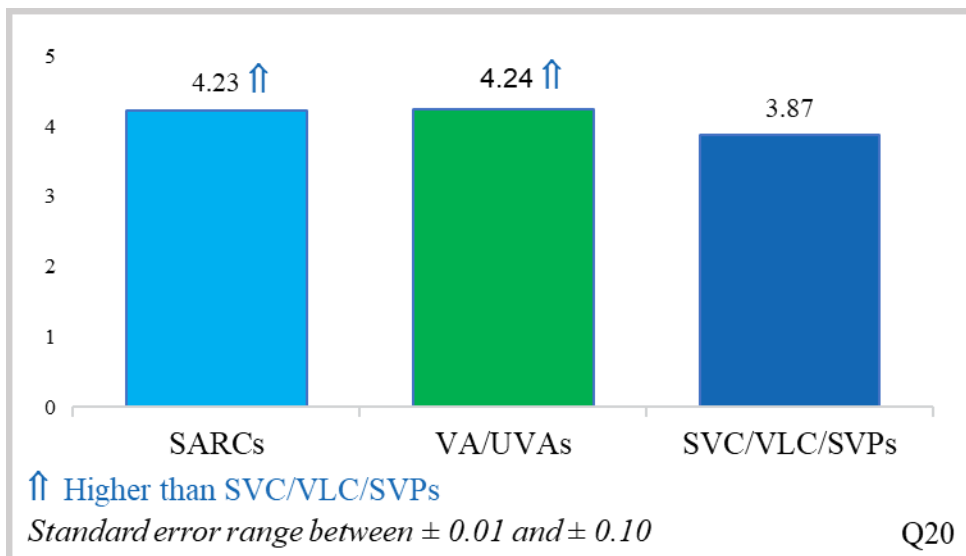
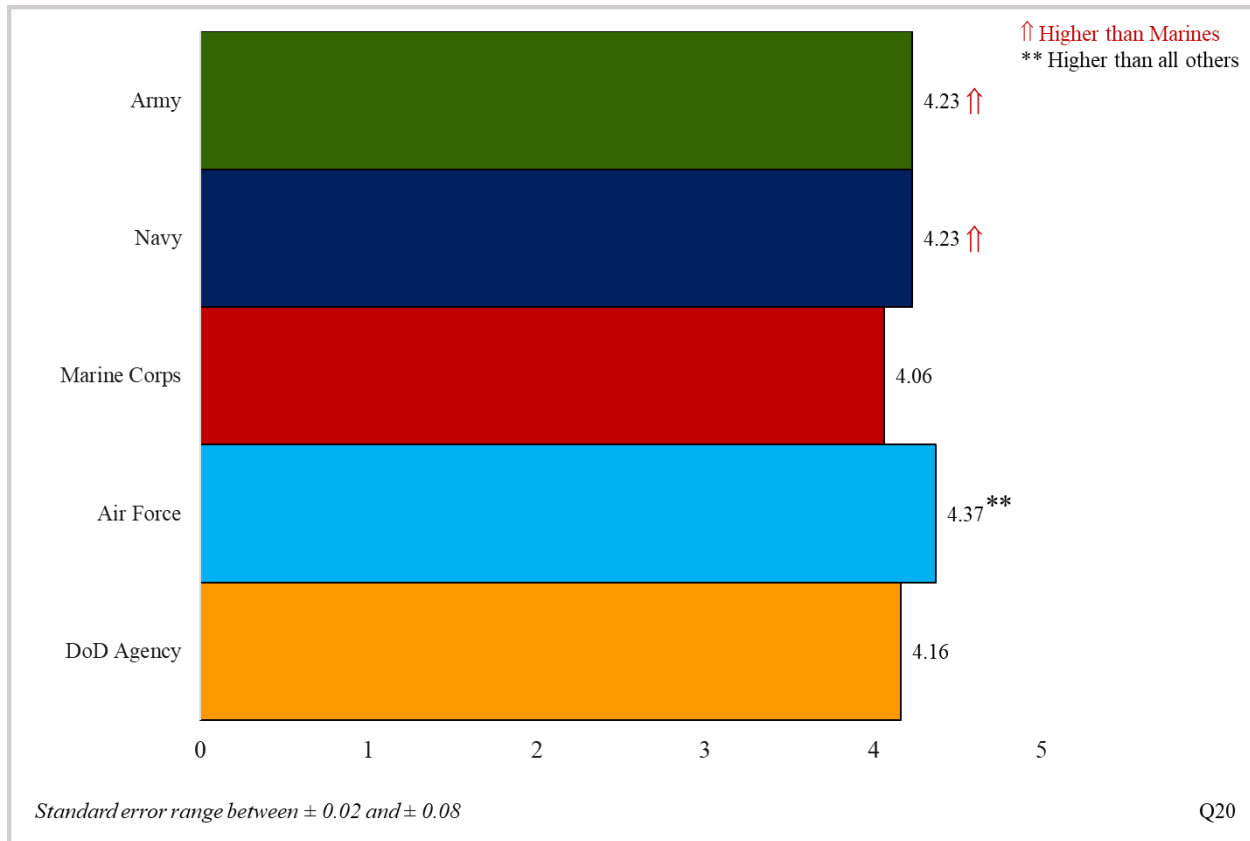


Figure 3.
Work Satisfaction Scale Means, By Service



Workgroup Effectiveness

The *workgroup* is the “smallest formal grouping of personnel within an organization” (Fry & Slocum, 1984, p. 222). Workgroup effectiveness not only involves a human element, but also factors such as technology and team structure (Fry & Slocum, 1984). The 2021 *QSAR* incorporated a four-item workgroup effectiveness scale. Each item was answered on a scale from 1 (strongly disagree) to 5 (strongly agree), and scale means are reported.

As shown in Figure 4, SVC/VLC/SVPs showed higher levels of workgroup effectiveness than both SARC and VA/UVAs. Differences in workgroup effectiveness between Services were clear: Air Force responders showed the highest levels of workgroup effectiveness, while Marine Corps responders had the lowest (Figure 5).

Figure 4.
Workgroup Effectiveness Scale Means, by Role

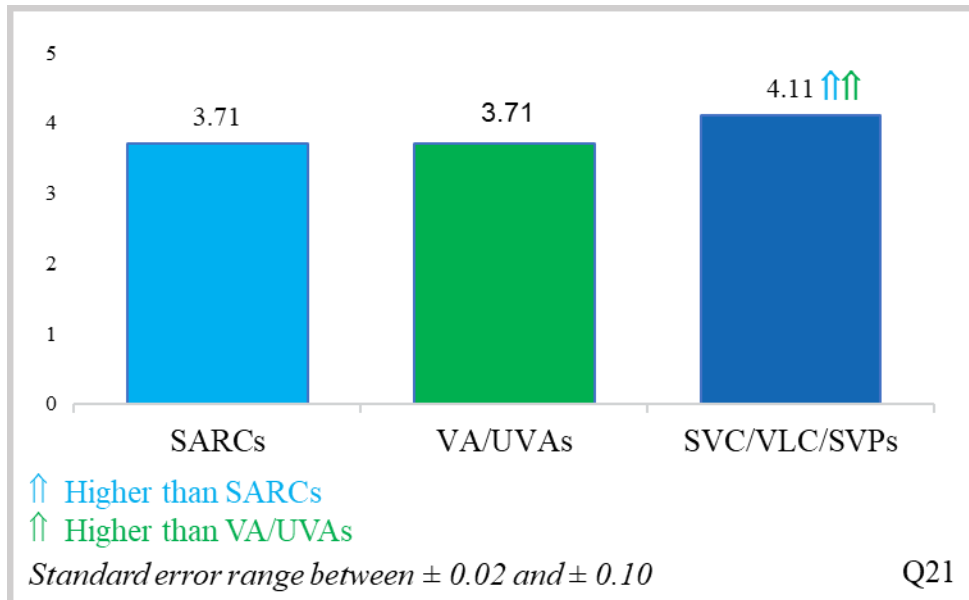
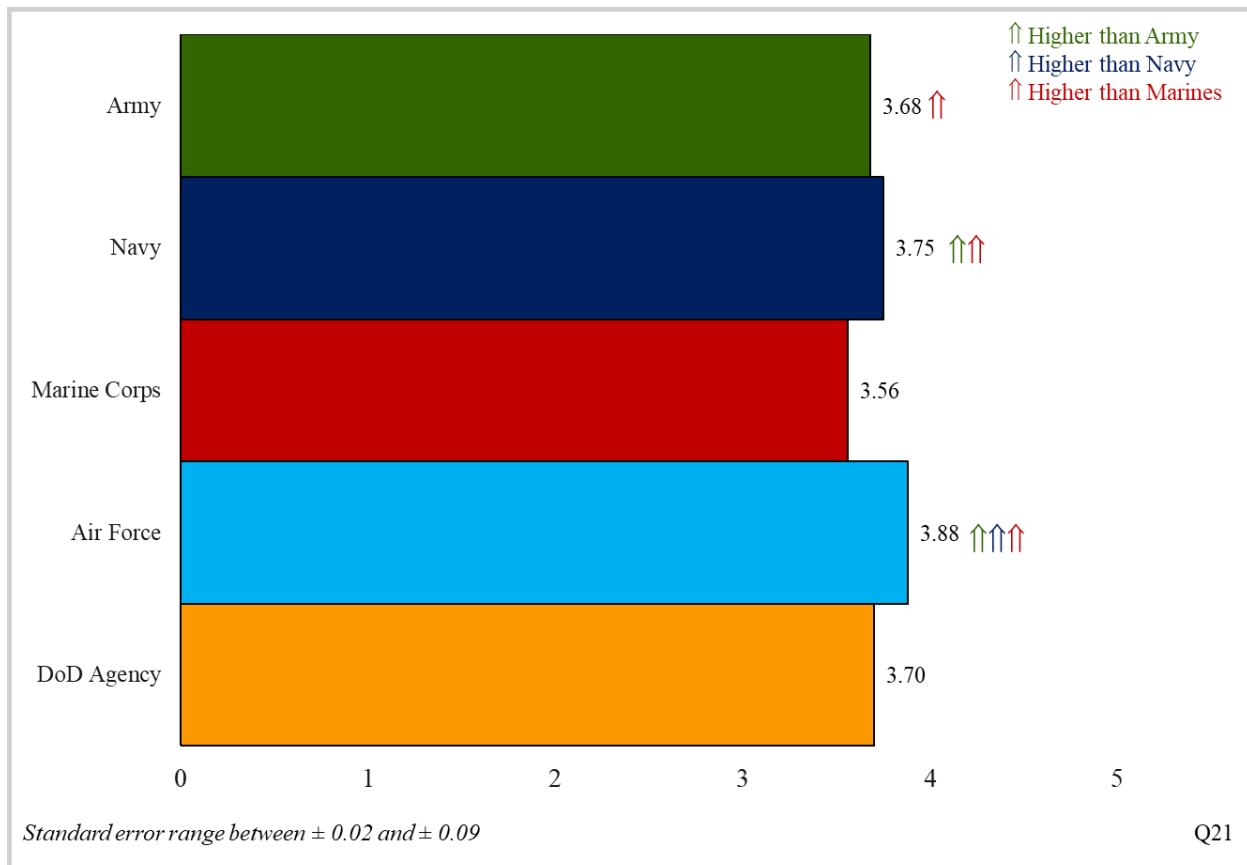


Figure 5.
Workgroup Effectiveness Scale Means, by Service



Retaliation

Requirement A of the NDAA FY21 directed research on frequency with which sexual assault responders experience retaliatory behaviors. The 2021 Q SAR asked about responders' personal experience of retaliatory behaviors (e.g., from commanders or peers) due to their job duties and the culture around retaliation at their workplace.

Table 9 shows retaliation findings by role in 2021. SARC's were most likely to have experienced retaliation personally, at a significantly higher rate than VA/UVAs. SARC's and SVC/VLC/SVP's were more likely than VA/UVAs to have known of retaliation occurring. While rates of experiencing retaliation or witnessing/knowing of retaliation occurring are relatively low, approximately one-half or more of responders would feel comfortable seeking help with retaliation.

In 2006, the DoD initiated monthly Case Managements Groups (CMGs) to discuss unrestricted SAPR cases. These CMGs have three purposes: ensure victims and those that report retaliation are safe, improve access to services for victims and for those reporting retaliation, and provide a framework for coordination and accountability across multiple services (DoDI 6495.02, 2021). They are multi-disciplinary groups consisting of professionals who are involved and working on a specific case. Included in the responsibilities of a CMG is active monitoring for retaliatory incidents involving reprisal, ostracism, or maltreatment. Almost three-quarters of SARC's and VA/UVAs indicated the CMG chair covered retaliation of sexual assault responders, while only one-third of SVC/VLC/SVP's indicated retaliation was covered in the CMG (see Table 9).

Table 9.
Retaliation Items, by Role

Retaliation Items	SARC's		VA/UVAs		SVC/VLC/SVP's	
	2018	2021	2018	2021	2018	2021
Experienced retaliation*	10%	↑ 12%	6%	5%	NR	NR
Witnessed/Knew of retaliation**	---	↑ 23%	---	17%	---	↑ 34%
Comfortable seeking help with retaliation**	---	↑ 56%	---	49%	---	48%
CMG/CIT Chair covers retaliation of SARC's and/or VA/UVAs*	72%	↑ 70%	79%	↑ 72% ↓	47%	34%
* Percent responding Yes ** Percent responding Agree/Strongly agree NR = Not Reportable Standard error range between ± 0.41% and ± 8.31%						
↑ Higher than VA/UVAs ↑ Higher than SVC/VLC/SVP's ↓ Lower than 2018						
Q58, Q56, Q101						

Table 10 shows trends to 2018 and comparisons of retaliation by Service. In 2021, few Service responders indicated experiencing retaliation, however, Army responders were more likely than Marine Corps and Air Force responders to indicate experiencing retaliation as a part of their duties. DoD Agency and Army responders were more likely than the other Services to have witnessed or knew of retaliation. Despite low rates of experiencing or witnessing retaliation, over two-fifths to just over half of Service responders were comfortable seeking help with retaliation and the majority of responders indicated the CMG covered retaliation of sexual

assault responders, although some significant decreases were found among Marine Corps and Air Force responders compared to 2018.

Table 10.
Retaliation Items, by Service Branch

Retaliation Items	Army		Navy		Marine Corps		Air Force		DoD Agency	
	2018	2021	2018	2021	2018	2021	2018	2021	2018	2021
Experienced retaliation*	6%	↑ 7%	6%	5%	8%	4% ↓	6%	4%	NR	NR
Witnessed/Knew of retaliation**	---	↑ 19%	---	18%	---	14%	---	16%	---	↑ 26%
Comfortable seeking help with retaliation**	---	↑ 52%	---	48%	---	43%	---	49%	---	↑ 57%
CMG/CIT Chair covers retaliation of SARCs and/or VA/UVAs*	76%	↑ 73%	81%	↑ 78%	79%	65% ↓	70%	60% ↓	72%	72%

* Percent responding Yes
 ** Percent responding Agree/Strongly agree
 NR = Not Reportable
 Standard error range between $\pm 0.51\%$ and $\pm 7.03\%$

↑ Higher than Marine Corps
 ↑ Higher than Air Force
 ↓ Lower than 2018

Q58, Q56, Q101

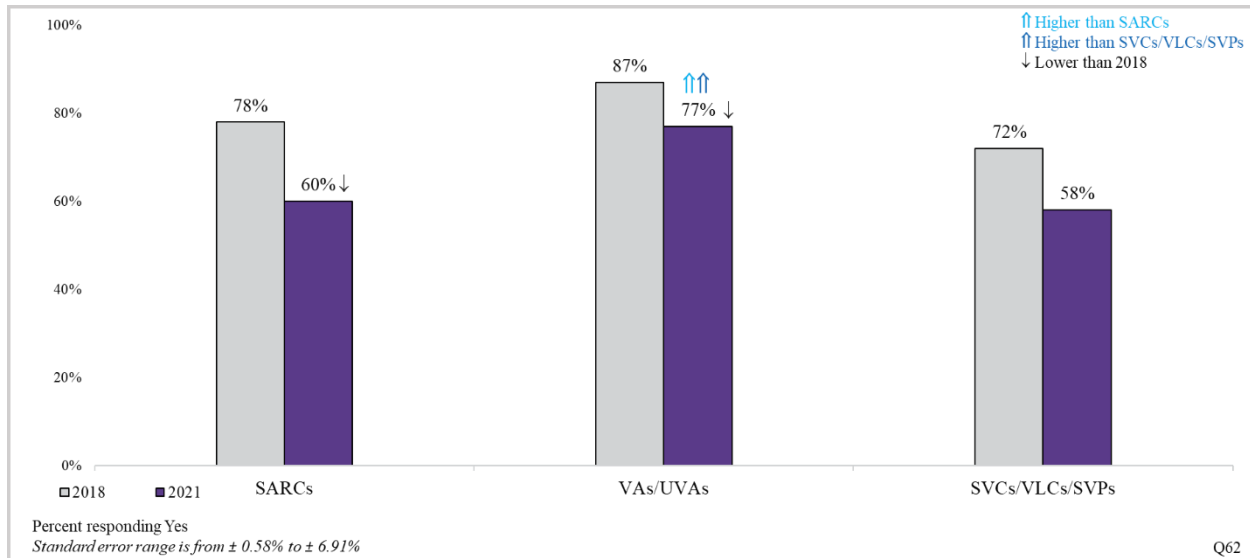
Self-Care Support

Requirement A of the NDAA for FY21 directed research on the state of support provided to sexual assault responders. Sexual assault responder support as it relates to self-care is discussed here, including time available for self-care; availability and use of self-care resources; and responder resilience. The practice of self-care, including use of behavioral health services, can attenuate experiences of burnout, compassion fatigue, and vicarious trauma; further, organizations can foster sufficient self-care among its members by acknowledging psychological experiences and providing resources for self-care (Newell & MacNeil, 2010).

Time for Self-Care

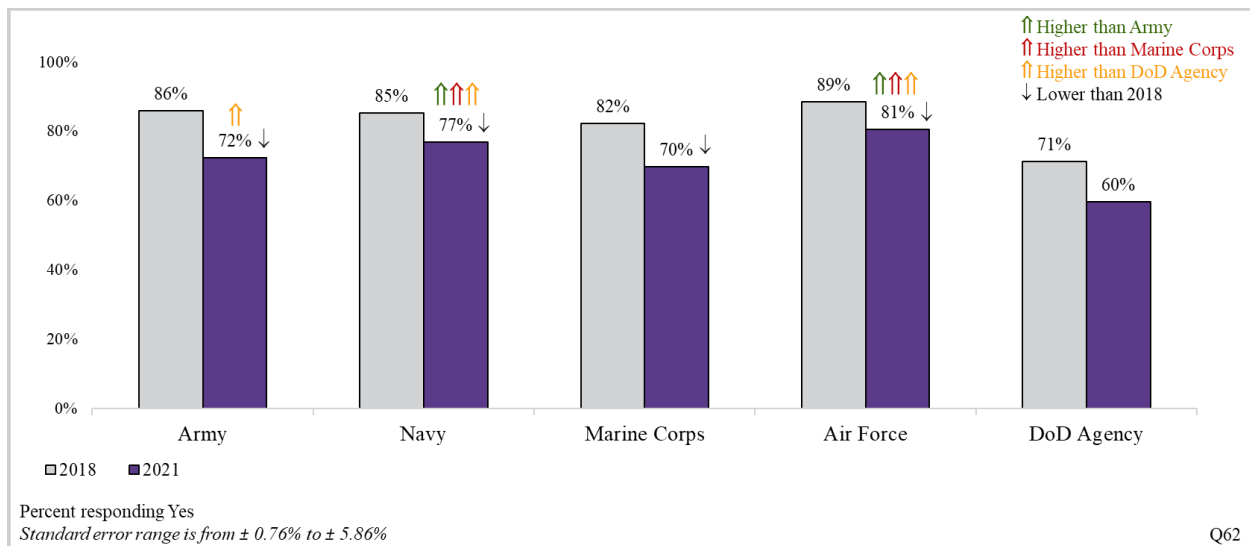
The majority of sexual assault responders reported having adequate time for self-care in both 2021 and 2018, although there were downward trends in 2021 (Figure 6). SARCs and VA/UVAs reported adequate time for self-care at significantly lower rates than in 2018, although VA/UVAs reported having more time for self-care than SARCs and SVC/VLC/SVPs.

Figure 6.
Self-Care Time, by Role



Army, Navy, Marine Corps, and Air Force responders all reported significantly less time for self-care than in 2018 (Figure 7). Air Force and Navy responders indicated having the most time for self-care, followed by Army and Marine Corps responders, all of which reported having significantly more time than responders from DoD Agencies.

Figure 7.
Self-Care Time, by Service



Sole duty responders reported significantly lower time for self-care than both primary and collateral duty responders. Although they trended downward from 2018, Level I D-SAACP holders reported adequate time for self-care at a significantly higher rate than each of Levels II-

IV. As D-SAACP Level increased, time for self-care decreased, particularly once beyond Level I, which most responders held.

Self-Care Resources

Responders were asked about which self-care measures they take to manage the stress of their job. While some items were included on the 2018 survey, with the addition of new subitems, this question is not able to be trended. Most responders indicated they use exercise to manage their stress, with VA/UVAs indicating higher levels than SARCs, and SVC/VLC/SVPs indicating higher levels than both SARCs and VA/UVAs (see Table 11). SVC/VLC/SVPs were more likely than other responders to indicate spending time interacting with family and friends to relieve stress. Other differences are noted in the table below.

Table 11.
Self-Care Measures to Manage Stress, by Role

Self-Care Measures to Manage Stress	SARCs	VA/UVAs	SVC/VLC/SVPs
Exercise	67%	↑ 72%	↑↑ 84%
Hobbies (e.g., reading, cooking, watching television)	64%	68%	75%
Interacting with family/friends	58%	57%	↑↑ 81%
Time off from work	57%	57%	67%
Traveling	38%	↑ 42%	49%
Meditation	21%	↑ 28%	19%
Religious outlets	27%	24%	27%
Pursuing education	22%	↑ 26%	NR
Behavioral health provider at military treatment facility	↑ 13%	10%	7%
Behavioral health provider at civilian treatment facility	8%	7%	3%
Group counseling	1%	↑ 2%	NR
I do not use self-care measures	↑↑ 6%	3%	NR

Percent responding Yes
 NR = Not reportable
 Standard error range is from ± 0.29% to ± 6.78%

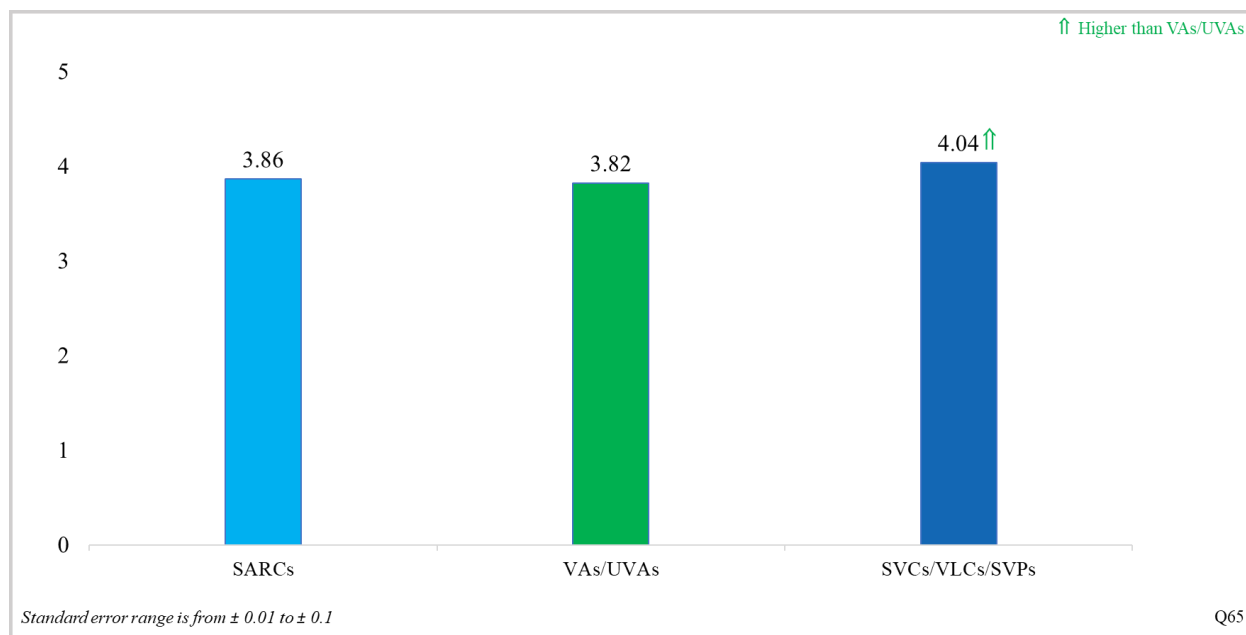
↑ Higher than SARCs
 ↑ Higher than VA/UVAs
 ↑ Higher than SVC/VLC/SVPs

Q61

Resilience

Resilience is defined as the ability to “return to the previous level of functioning” after a negative experience (Smith, et al., 2008, p. 194). Emotional resilience is especially important for helping professionals like sexual assault responders, and this ability can be fostered to improve well-being (Grant & Kinman, 2014). The 2021 QSAR introduced a 5-point resilience scale (Smith, et al., 2008); mean scores are included in this report, with a higher score indicating more resilience. Overall, as shown in Figure 8, sexual assault responders displayed high levels of resilience, with SVC/VLC/SVPs having significantly higher scores than VA/UVAs but not significantly different from SARCs.

Figure 8.
Resilience Mean Scores, by Role



Chapter 3: Commander Relationships

This section explores the relationships between sexual assault responders and their commanders. Recognizing the importance of commanders in addressing sexual assault, National Defense Authorization Act (NDAA) for Fiscal Year 2021 elements B, C, and D directed questions on commanders' accessibility and responsiveness to sexual assault responders. Specifically, this chapter examines the degree to which sexual assault responders report they interact with, and feel supported by, commanders. This information provides insight into the environment in which sexual assault responders operate and can highlight leadership attitudes towards sexual assault. Commander attitudes and behaviors are important as they could contribute to secondary victimization (i.e., negative reactions, such as disbelief or victim blaming) and the development of post-traumatic stress disorder in victims of sexual assault (Campbell & Raja, 2005; Ullman et al., 2007; Ullman & Peter-Hagene, 2014).

Commander Access, Support, & Preparedness

In general, SARCs indicated they feel more supported by commanders than other sexual assault responders and VA/UVAs experienced some declines in their responses compared to 2018 (see Table 12). In 2021, 90% of SARCs indicated their commander recognizes them as a subject matter expert for issues related to sexual assault, which was higher than VA/UVAs. SARCs also indicated having more direct and unimpeded access to commanders than VA/UVAs, and believed commanders perceive their role as important at higher rates than VA/UVAs. Similarly, SARCs indicated their commanders support them fully at higher rates than both VA/UVAs and SVC/VLC/SVPs.

One area where there was more contrast in responses from sexual assault responders was with regard to whether they provide updates to senior commanders at least monthly, where 84% of SARCs indicated doing so, compared to 55% of SVC/VLC/SVPs and 36% of VA/UVAs

Table 12.
Commander Access, Support, and Preparedness, by Role

Commander Access, Support, and Preparedness	SARCs		VA/UVAs		SVC/VLC/SVPs		↑ Higher than VA/UVAs ↑ Higher than SVC/VLC/SVPs ↑ Higher than 2018 ↓ Lower than 2018
	2018	2021	2018	2021	2018	2021	
I am recognized by local commanders as a subject matter expert for issues related to sexual assault	88%	↑ 90%	64%	68% ↑	---	---	
I have direct and unimpeded access to local commanders	87%	↑ 87%	68%	66%	74%	70%	
Local commanders support me fully	83%	↑ 84%	81%	↑ 74% ↓	56%	55%	
Local commanders perceive my role as important	81%	↑ 84%	83%	↑ 77% ↓	58%	64%	
I provide updates to senior commanders at least monthly	83%	↑ 84%	41%	36% ↓	34%	55% ↑	
Local commanders feel comfortable speaking about program-related issues in general	75%	↑ 70%	74%	↑ 68% ↓	58%	45%	
Local commanders feel comfortable speaking to victims on program-related issues	67%	↑ 62%	59%	↑ 60%	43%	41%	
I am recognized by local commanders as a subject matter expert for <u>legal issues</u> related to sexual assault	60%	↑ 47% ↓	36%	34%	NR	NR	

Percent responding Agree/Strongly agree
Standard error range is from ± 0.65% to ± 6.86%

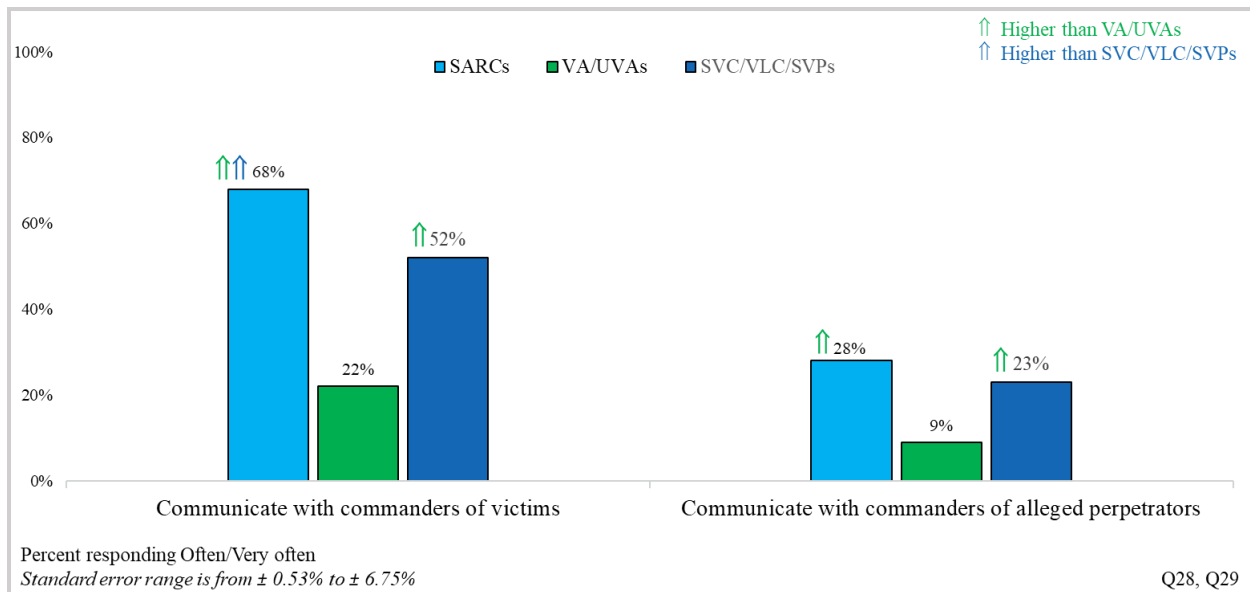
Q27

Communication with Victim's and Perpetrator's Commander(s)

Sexual assault responders were asked about their level of contact with the commanders of victims and alleged perpetrators. Figure 9 summarizes rates of contact with victim and alleged perpetrator commander(s) by role. As 2021 was the first-time questions about contact with the victim's and alleged perpetrator's commanders were included in the *QSAR*, trend data is not available for these questions.

SARCs were more likely than VA/UVAs and SVC/VLC/SVPs (who were also more likely than VA/UVAs) to indicate they communicate often with commanders of victims, while SARCs and SVC/VLC/SVPs were more likely than VA/UVAs to indicate they communicate often with commanders of alleged perpetrators.

Figure 9.
Communication with Commanders of Victims/Alleged Perpetrators, by Role



Chapter 4: Support Services for Victims of Sexual Assault

The FY2021 NDAA required an assessment of support and services that victims of sexual violence receive. In that regard, the 2021 QSAR assessed the capability of prevention and response programs to support victims by asking responders about 1) victim care, 2) collaboration among supporting agencies, and 3) the programs, policies, and procedures in place that shape how care is provided to victims of sexual assault.

Victim Care

Victim care is defined here as the resources made available to programs to assist victims, referrals to resources made to victims, the appropriate care and responses to both female and male victims, and the expedited transfer process.

Program Resources

Sexual assault responders were asked to what extent their program is provided with different types of resources for victims.⁴ Table 13 provides a complete breakdown of resource availability by role. While there were no significant trends from 2018 to 2021, there was variation in the percentages that endorsed each item by role. VA/UVAs endorsed providing clothing, transportation, and administration support at significantly higher rates than SARC. However, significantly more SARCs reported having government communication devices, computers, and the ability to meet virtually with victims compared to VA/UVAs

Table 13.
Resources Provided to Program, by Role

Resources Provided to Programs	SARCs		VA/UVAs		↑ Higher than SARCs ↑ Higher than VAs/UVAs
	2018	2021	2018	2021	
Reach-back support (i.e., get help/advice dealing with a case)	75%	74%	77%	77%	
Safe space to meet with victims	74%	71%	73%	75%	
Private space to meet with victims	71%	71%	72%	74%	
Administrative support	62%	62%	71%	↑ 72%	
Communication devices (e.g., government-provided mobile phone)	70%	↑ 70%	64%	63%	
Computer	76%	↑ 75%	61%	62%	
Ability to meet with victims virtually*	---	↑ 64%	---	59%	
Transportation for victims	42%	43%	50%	↑ 53%	
Clothing for victims	34%	30%	47%	↑ 45%	

Percent responding Very large extent/Large extent
 Standard error range is from $\pm 0.77\%$ to $\pm 2.03\%$
 Note. Item only asked of SARCs and VA/UVAs
 * New Item in 2021, trends are not available

Q32

⁴ The question regarding availability of resources was asked only of SARCs and VA/UVAs.

Referral Resources

Sexual assault responders were asked if they had referred victims to various resources in the last year. As shown in Table 14, the top resources referred across sexual assault responders were to a military mental health clinic, military medical health agencies, on-base Family Advocacy Programs (FAP), Military Equal Opportunity Programs, and the Safe Helpline (SHL). In addition, SARCs and SVC/VLC/SVPs were more likely than VA/UVAs to refer resources to victims. Comparing referrals in 2018 to 2021, almost all resources trended downward, particularly for SARCs and VA/UVAs. Referrals to SAPR Source was the only resource to see a trend upward for both SARCs and SVC/VLC/SVPs.

Table 14.
Referral to Resources, by Role

Referral Resource	SARCs		VA/UVAs		SVC/VLC/SVPs	
	2018	2021	2018	2021	2018	2021
Military mental health clinic	73%	↑ 62% ↓	56%	32% ↓	82%	↑↑ 85%
Military medical health agencies	69%	↑ 54% ↓	47%	25% ↓	75%	↑ 66%
On-base Family Advocacy Program (FAP)	51%	↑ 45% ↓	31%	17% ↓	59%	↑↑ 71%
Military Equal Opportunity Program	59%	↑↑ 51% ↓	36%	21% ↓	33%	22%
Safe Helpline (SHL)	56%	↑↑ 51%	45%	↑ 29% ↓	29%	18%
On-base police	43%	↑ 33% ↓	19%	10% ↓	55%	↑↑ 57%
Local civilian police	47%	↑ 34% ↓	19%	10% ↓	57%	↑↑ 64%
Local rape crisis center	44%	↑↑ 32% ↓	20%	10% ↓	32%	15% ↓
Civilian mental health clinic	39%	↑ 35%	23%	14% ↓	38%	↑ 43%
Local civilian medical health agencies	40%	↑↑ 30% ↓	19%	10% ↓	23%	18%
Group counseling	29%	↑ 22% ↓	23%	10% ↓	22%	↑ 26%
Safe HelpRoom	28%	↑↑ 25%	12%	11%	NR	NR
On-base alcohol and drug abuse prevention programs	27%	↑ 21% ↓	21%	10% ↓	25%	↑ 22%
Local domestic violence shelter	25%	↑ 14% ↓	11%	5% ↓	27%	↑↑ 31%
Peer-to-peer chat capability	21%	↑ 18%	21%	12% ↓	NR	NR
SAPR Source	17%	23% ↑	27%	22% ↓	22%	↑↑ 43% ↑
SafeCare mobile app	15%	↑ 16%	10%	9% ↓	NR	NR
Percent responding Yes	↑ Higher than SARCs		↑ Higher than 2018			
Standard error range is from ± 0.40% to ± 6.95%	↑ Higher than VA/UVAs		↓ Lower than 2018			
NR=Not Reportable due to small sample size	↑ Higher than SVC/VLC/SVPs					

Q32

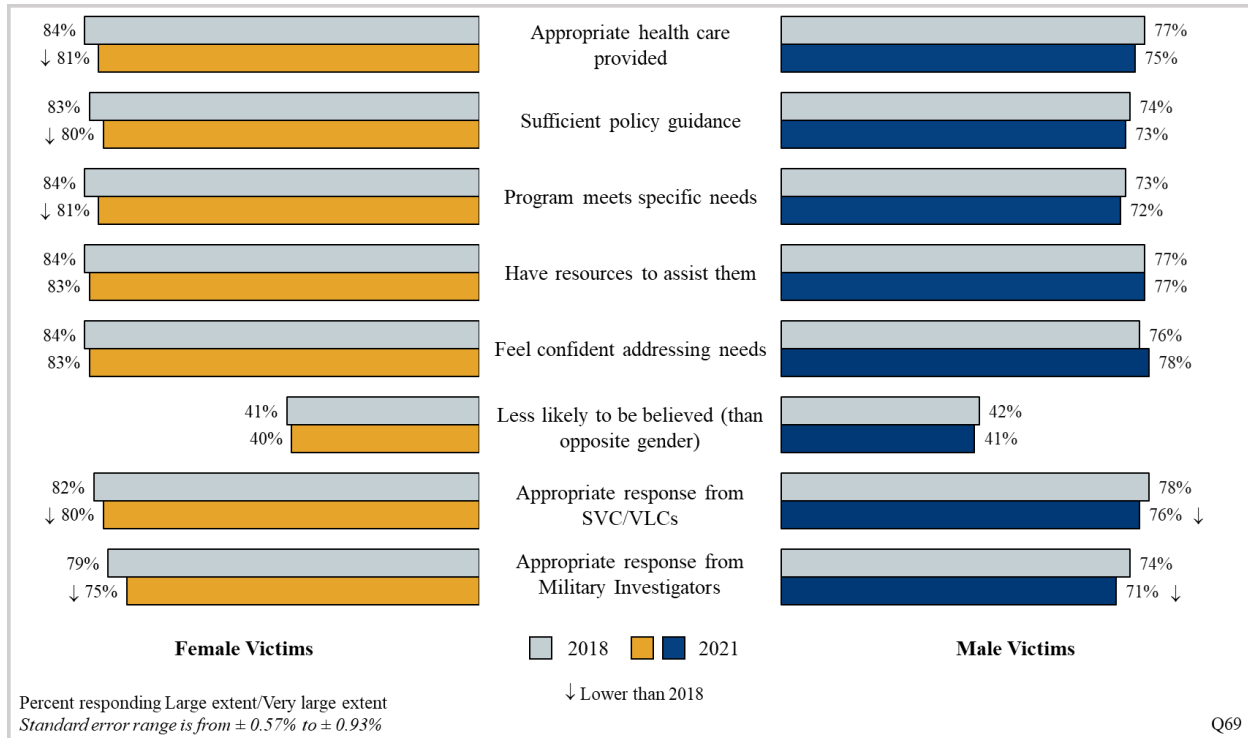
Q32

Quality of Care and Resources for Female and Male Victims of Sexual Assault

Sexual assault responders were asked about various aspects of victim care for female and male victims separately, such as appropriate care from health care providers and resources to support victims. Overall, the vast majority sexual assault responders felt they have the quality of care and resources available to support both male and female victims of sexual assault (Figure 10). While responses remained high, sexual assault responders indicated a decrease in quality of care and resources available for female victims on several aspects, including appropriate health care, sufficient policy guidance, and the program meeting specific needs of female victims. Sexual

assault responders also indicated a decrease in appropriate response from SVC/VLCs and Military Investigators (for both female and male victims).

Figure 10.
Aspects of Support for Female and Male Victims



Expedited Transfers

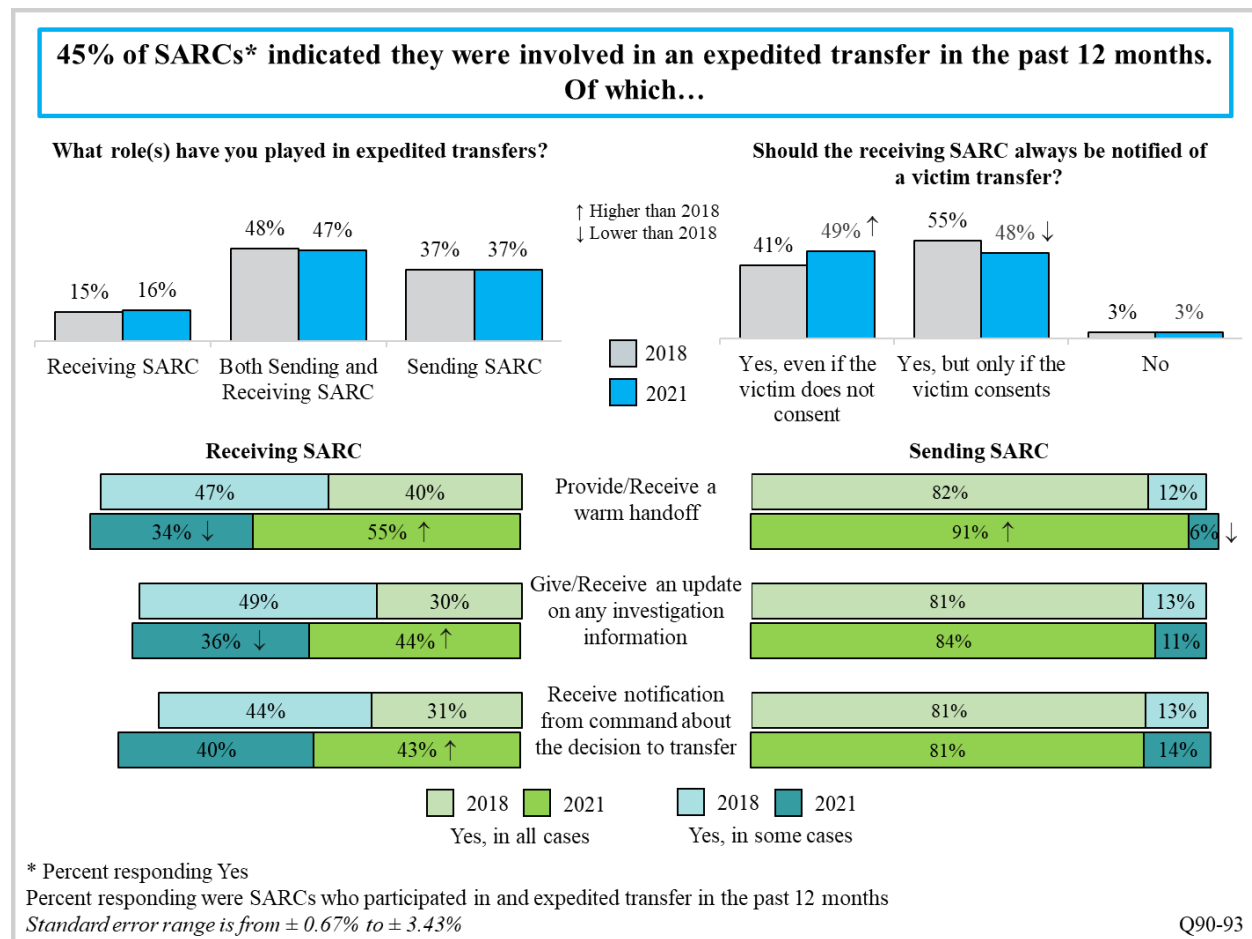
Victims who file unrestricted reports also have the option to request an expedited transfer, which reassigns, either temporarily or permanently, the victim away from their current unit or installation to a new unit or installation. Expedited transfers are intended to be used when the victim is uncomfortable, such as when there are accusations of retaliation, but is physically safe. Given the privacy concerns in these situations, victim consent is needed for the sending SARC to share any case documentation with the receiving SARC. Additionally, DoD policy limits the information provided to the receiving SARC. The receiving commander is only notified in four instances: active criminal case, active legal proceeding, continuing victim health care related to the assault, or participation in the CMG for victim care. Sexual assault responders were asked if they had been involved in an expedited transfer in the past 12 months, and if so, SARCs were asked follow-up questions regarding communication between sending and receiving SARCs in such transfers.

Almost one half of SARCs indicated they were involved in an expedited transfer in the past 12 months (Figure 11). In 2021, almost one fifth of VA/UVAs indicated they were involved in an expedited transfer, which increased slightly compared to 2018. However, the remaining questions about expedited transfers were only asked of SARCs.

Of the 45% of SARCs who were involved in an expedited transfer in the past 12 months, 47% were both a sending and receiving SARC, 37% were a sending SARC only and 16% were a receiving SARC only. When asked whether they believe the receiving SARC should always be notified of a victim transfer, 49% indicated yes, even if the victim does not consent, which increased compared to 2018. Conversely, 48% of SARCs indicated yes, but only if the victim consents, which decreased compared to 2018.

SARCs were then asked about communications they had as a receiving and/or sending SARC during the expedited transfer process. Trends for receiving SARCs were significantly higher in 2021 than 2018 for those indicating they provided a warm handoff, provided updates on investigation information, and received notification from command about the transfer in all cases. Further, 91% of sending SARCs reported providing a warm handoff compared to 82% in 2018. Still, as in 2018, there were major disparities between receiving and sending SARCs in all three areas of expedited transfer communications, with sending SARCs indicating higher proportions of providing information in all cases.

Figure 11.
SARC Involvement in an Expedited Transfer in the Past 12 Months



Collaboration

Sexual assault responders were asked about various collaborative aspects of their programs, including involvement in Case Management Groups and High-Risk Response Teams, collaboration with other professionals in the SAPR space, and collaboration with resources in the community.

Case Management Groups (CMGs)

As discussed in Chapter 2, Case Management Groups (CMGs) are monthly, interdisciplinary meetings to facilitate victim care across multiple parties. Responders were asked whether they were involved in a CMG in the past 12 months; if they indicated involvement, additional questions were asked about the nature of the CMG (e.g., duration, who chairs the CMG) and the effectiveness of the CMG.

CMG Involvement

In general, sexual assault responders indicated CMG involvement at similar rates as they did in 2018. SVC/VLC/SVPs were more involved than SARCs, and both were more involved than VA/UVAs. Army sexual assault responders were the only Service to have significantly higher involvement in CMGs in 2021 compared to 2018. Some Service differences were noted, with DoD Agency sexual assault responders being most involved in CMGs followed by Air Force and Marine Corps sexual assault responders, who were involved at higher rates than both Army and Navy sexual assault responders (see Table 15).

Table 15.
Case Management Group Involvement, by Role and Service

Case Management Group Involvement	2018	2021	
SARCs	50%	↑ 54%	↑ Higher than SARCs ↑ Higher than VAs/UVAs ↑ Higher than Army
VA/UVAs	16%	16%	↑ Higher than Navy
SVC/VLC/SVPs	71%	↑↑ 75%	** Higher than all others ↑ Higher than 2018
Army	13%	17% ↑	
Navy	17%	18%	
Marine Corps	33%	↑↑ 33%	
Air Force	37%	↑↑ 34%	
DoD Agency	74%	** 64%	

Percent responding Yes
Standard error range between $\pm <0.01\%$ and $\pm 6.10\%$

Q95

Case Management Group (CMG) Characteristics

Sexual assault responders were also asked various aspects of how CMGs were run, including questions on who chaired the meetings, the method in which they were conducted, and how long they lasted. As shown in Table 16, over half of sexual assault responders indicated the Installation Commander chaired the CMG, with SARC's indicating a significant increase compared to 2018. With the increase in SARC's indicating the Installation Commander chaired the CMG, there were comparable declines in the Deputy Installation Commander as chairing the CMG in 2021. Looking at the Services, even though the Navy saw a decline in the Installation Commander chairing the CMG compared to 2018, they had the highest rates of Installation Commander chairing the CMG compared to all other Services, with Air Force sexual assault responders having the lowest rates. In contrast, Air Force responders indicated having the highest rates of the Deputy Installation Commander chairing the CMG compared to the other Services.

Table 16.
Case Management Group Chairperson, by Role and Service

Case Management Group Chairperson	Installation Commander		Deputy Installation Commander		Other	
	2018	2021	2018	2021	2018	2021
SARC's	57%	68% ↑	41%	30% ↓	19%	↑ 18%
VA/UVAs	72%	67%	39%	↑ 37%	11%	↑ 16% ↑
SVC/VLC/SVPs	51%	54%	52%	42%	NR	NR
Army	67%	↑ 70%	31%	↑ 26%	25%	↑ ↑ 26%
Navy	96%	** 86% ↓	13%	16%	5%	10%
Marine Corps	71%	↑ 74%	46%	↑ 32% ↓	7%	11%
Air Force	38%	37%	73%	** 69%	11%	11%
DoD Agency	42%	↑ 56%	37%	↑ 32%	34%	24%

Percent responding Yes
Standard error range between $\pm <0.01\%$ and $\pm 9.46\%$
NR = Not reportable

↑ Higher than SARC's
↑ Higher than SVC/VLC/SVPs
↑ Higher than Navy
↑ Higher than Marine Corps
↑ Higher than Air Force
↑ Higher than DoD Agency
** Higher than all others
↑ Higher than 2018
↓ Lower than 2018

Q97

Sexual assault responders were asked whether CMG meetings had been conducted in person, virtually, via e-mail, or some other method. Use of virtual meetings trended significantly higher across sexual assault responders and Services, while in-person trended significantly lower. SARC's and SVC/VLC/SVPs were more likely than VA/UVAs to indicate the CMG was conducted in-person, although in-person was still endorsed higher than virtually for VA/UVAs. There were several significant differences among the Services regarding in-person and virtual meeting environments. Most clearly, Air Force sexual assault responders utilized a virtual environment at a significantly lower rate than all other Services, despite increasing compared to 2018 (see Table 17). This is consistent with the nature of working conditions during the Coronavirus pandemic, where many were afforded the opportunity to work remotely.

Table 17.
Case Management Group Meeting Method, by Role and Service

Case Management Group Meeting Method	In-Person		Virtually		Via E-Mail		Other		
	2018	2021	2018	2021	2018	2021	2018	2021	
SARCs	95%	↑80% ↓	40%	↑75% ↑	3%	4%	3%	2%	↑ Higher than VAs/UVAs ↑ Higher than Army ↑ Higher than Navy ↑ Higher than Marine Corps
VA/UVAs	96%	72% ↓	33%	63% ↑	3%	4%	3%	2%	↑ Higher than Air Force ↑ Higher than 2018
SVC/VLC/SVPs	89%	↑85%	75%	78%	NR	NR	NR	NR	↓ Lower than 2018
Army	92%	↑76% ↓	43%	↑78% ↑	4%	4%	3%	2%	
Navy	97%	70% ↓	41%	↑75% ↑	NR	NR	5%	2% ↓	
Marine Corps	95%	59% ↓	36%	↑73% ↑	4%	7%	NR	NR	
Air Force	97%	↑88% ↓	26%	44% ↑	3%	3%	NR	NR	
DoD Agency	93%	↑88%	51%	↑70%	NR	NR	NR	NR	

Percent responding Yes
Standard error range between ± 0.53% and ± 7.65%
NR = Not reportable

Q99

Sexual assault responders were asked to approximate how long CMG meetings tend to last on average. In 2021, the majority of CMG's lasted under 2 hours, with SARCs more likely than their counterparts to indicate they lasted one to two hours. In contrast to SARCs and VA/UVAs, SVC/VLC/SVPs were more likely to indicate the CMG's lasted between two and four hours. Similarly, Services also indicated that CMG's tend to last under two hours, with Army being more likely than the other Services to indicate they last one to two hours, in contrast to all other Services who were more likely to indicate they lasted less than one hour (see Table 18).

Table 18.
Case Management Group Meeting Length, by Role and Service

Case Management Group Meeting Length	< 1 Hour		1 to 2 Hours		2 to 4 Hours		> 4 Hours		
	2018	2021	2018	2021	2018	2021	2018	2021	
SARCs	33%	26% ↓	55%	↑↑61%	9%	10%	2%	3%	↑ Higher than SARCs ↑ Higher than VAs/UVAs ↑ Higher than SVC/VLC/SVPs ↑ Higher than Army ↑ Higher than Navy ↑ Higher than Marine Corps
VA/UVAs	30%	↑35%	47%	↑45%	15%	12%	8%	↑7%	↑ Higher than Air Force ↑ Higher than 2018
SVC/VLC/SVPs	44%	23%	35%	29%	15%	↑↑31%	NR	NR	
Army	25%	22%	65%	**69%	9%	9%	NR	NR	
Navy	29%	↑39%	38%	32%	19%	15%	14%	↑↑14%	
Marine Corps	32%	↑36%	32%	33%	22%	16%	13%	↑↑14%	
Air Force	37%	↑34%	52%	↑↑51%	9%	13%	NR	NR	
DoD Agency	40%	↑49%	56%	↑↑51%	NR	NR	NR	NR	

Standard error range between ± 0.5% and ± 9.0%
NR = Not reportable

Q100

CMG Effectiveness

Sexual assault responders were also asked about the effectiveness of CMGs in addressing issues related to victims of sexual assault, including retaliation, legal processes, information sharing, victim medical and mental health concerns, and expedited transfers. In general, sexual assault responders perceived the CMG as effective in addressing each of these issues. SARCs felt CMGs were effective in addressing expedited transfers at a significantly higher rate than in 2018, while VA/UVAs indicated lower effectiveness in addressing legal issues.

Moreover, there were significant differences between roles in their assessment of CMG effectiveness addressing issues of retaliation, legal processes, victim medical concerns, and victim mental health (see Table 19). For those aspects, SVC/VLC/SVPs indicated effectiveness at significantly lower levels compared to SARCs and VA/UVAs.

Table 19.
CMG Effectiveness in Addressing Issues, by Role

CMG Issue	SARCs		VA/UVAs		SVC/VLC/SVPs		↑ Higher than SARCs ↑ Higher than SVC/VLCs/SVPs ↑ Higher than 2018 ↓ Lower than 2018
	2018	2021	2018	2021	2018	2021	
Retaliation	68%	↑ 70%	78%	↑↑ 77%	48%	51%	
Legal (e.g., investigative adjudication)	79%	↑ 81%	87%	↑ 80% ↓	51%	61%	
Information sharing	87%	87%	89%	86%	66%	83%	
Victim medical concerns	69%	↑ 73%	81%	↑ 78%	44%	44%	
Victim mental health concerns	72%	↑ 75%	84%	↑ 80%	45%	39%	
Expedited transfers	74%	82% ↑	84%	82%	65%	85%	

Percent responding Effective/Very effective
Standard error range between ± 1.26% and ± 9.04%

Q98

When looking at whether the CMG was effective at addressing issues, the majority of Services indicated they were effective. The lowest rates of effectiveness were seen among sexual assault responders in the Marine Corps, with almost all other Services rating the effectiveness higher across most issues (Table 20).

Table 20.
CMG Effectiveness in Addressing Issues, by Service

CMG Issue	Army		Navy		Marine Corps		Air Force		DoD Agency		↑ Higher than Army ↑ Higher than Navy ↑ Higher than Marine Corps ↑ Higher than Air Force ↑ Higher than DoD Agency ↑ Higher than 2018 ↓ Lower than 2018
	2018	2021	2018	2021	2018	2021	2018	2021	2018	2021	
Retaliation	74%	↑↑ 76%	78%	↑↑ 82%	72%	63%	71%	71%	62%	58%	
Legal (e.g., investigative adjudication)	81%	↑ 82%	88%	79% ↓	78%	70%	85%	↑ 84%	83%	79%	
Information sharing	85%	↑ 85%	93%	↑ 89%	81%	79%	87%	↑↑ 91%	89%	↑ 91%	
Victim medical concerns	76%	↑ 77%	80%	↑ 73%	70%	60%	78%	↑↑ 83%	74%	↑ 78%	
Victim mental health concerns	76%	↑ 77%	85%	↑ 78%	74%	61% ↓	79%	↑ 85%	78%	↑ 78%	
Expedited transfers	78%	↑ 86% ↑	84%	↑ 83%	74%	66%	84%	↑ 84%	65%	76%	

Percent responding Effective/Very effective
Standard error range between ± 1.63% and ± 7.62%

Q98

Finally, sexual assault responders were asked if the CMG Chair asked about reports of retaliation against victims. Overall, the majority of sexual assault responders indicated that CMG Chairs asked about victim retaliation (Table 21). Roles did not differ significantly in their rating of victim retaliation inquiry, but the Army and Navy each endorsed at a significantly higher rate than Air Force.

Table 21.
CMG Covered Victim Retaliation, by Role and Service

CMG Covered Victim Retaliation	2018	2021	↑ Higher than Air Force
SARCs	88%	86%	
VAs/UVAs	87%	82%	
SVCs/VLCs/SVPs	82%	77%	
Army	87%	↑ 87%	
Navy	92%	↑ 87%	
Marine Corps	88%	81%	
Air Force	82%	77%	
DoD Agency	87%	80%	

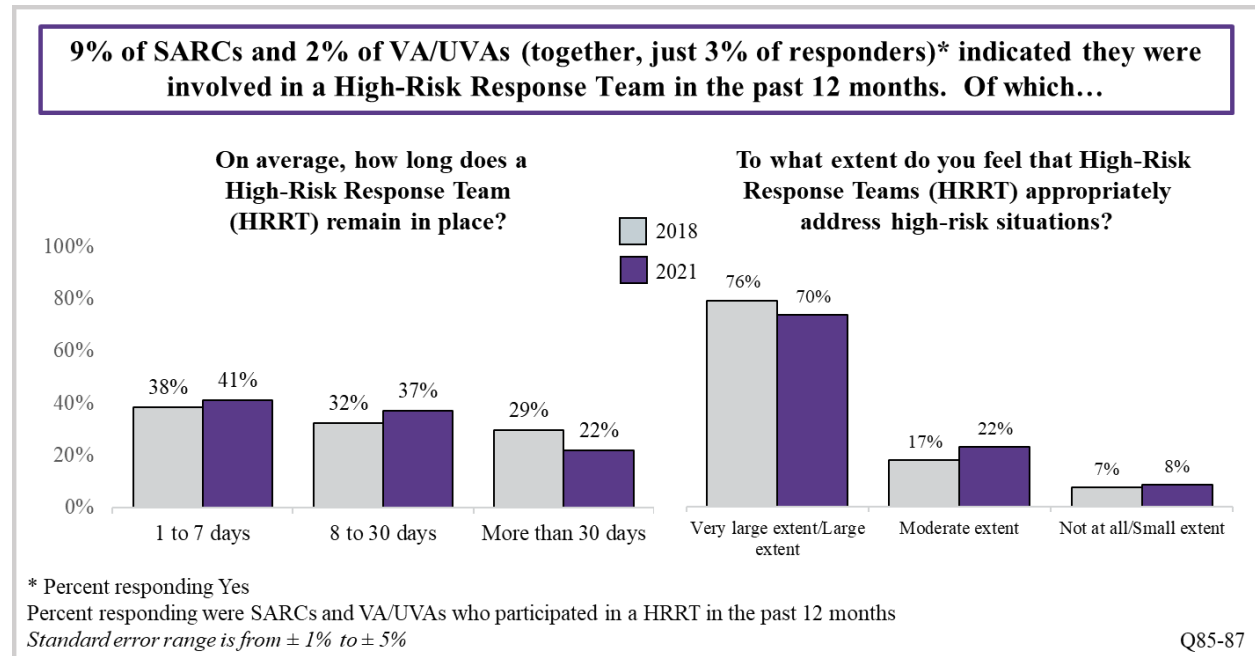
Percent responding Yes
 Standard error range between $\pm 1.4\%$ and $\pm 7.09\%$

Q101

High-Risk Response Team (HRRT)

If a sexual assault victim is deemed to be in a high-risk situation (e.g., alleged offender has a history of stalking the victim, made threats against the victim, history of violence against the victim), then the CMG Chair initiates a High-Risk Response Team (HRRT). The HRRT is a multidisciplinary team charged with assessing the victim's safety and adopting safety plans to meet the victim's needs throughout the evolving situation (DoDI 6495.02, 2021). SARCs and VA/UVAs were asked about their involvement in HRRTs, and, if involved, their insight about the effectiveness of the HRRT and the timeframe that a HRRT remains in place. As shown in Figure 12, only 3% of sexual assault responders, made up of 9% of SARCs and 2% of VA/UVAs, reported being involved in a HRRT in the past 12 months, of which, 41% indicated the HRRT lasted one to seven days, 37% lasted eight to thirty days, and 22% lasted for more than thirty days. Despite this variety in length, the majority of sexual assault responders indicated the HRRT appropriately addressed the high-risk situations.

Figure 12.
High-Risk Response Teams



Victim Care Support from Personnel

Sexual assault responders were asked to what extent they received appropriate support from other personnel in their efforts to assist victims: SVC/VLC/SVPs, VA/UVAs, SARCs, Military criminal investigators, Family Advocacy Program, Equal Employment Opportunity, victim witness liaisons, medical professionals, mental health professionals, and chaplains.

Overall, sexual assault responders reported receiving appropriate support from other professionals regarding victim care. Compared to 2018, trends were largely stable, with the only significant decreases reported by SARCs regarding the support they received from Victim Witness Liaisons and medical professionals (see Table 22).

Table 22.
Victim Care Support from Personnel, by Role

Victim Care Support from Personnel	SARCs		VA/UVAs		SVC/VLC/SVPs		↑ Higher than SARCs ↑ Higher than VAs/UVAs ↑ Higher than SVC/VLCs/SVPs ↓ Lower than 2018
	2018	2021	2018	2021	2018	2021	
SVC/VLC	73%	↑ 71%	64%	64%	NA	NA	
VA	80%	79%	NA	NA	73%	76%	
SARC	NA	NA	81%	80%	79%	82%	
Military Criminal Investigative Organization (MCIO)	66%	↑ 66%	52%	52%	68%	↑ 67%	
Family Advocacy Program (FAP)	52%	52%	56%	55%	37%	45%	
Equal Employment Opportunity (EEO) Office	57%	↑ 57%	54%	↑ 56%	14%	17%	
Victim Witness Liaison	43%	37% ↓	46%	46%	45%	39%	
Medical professionals	69%	62% ↓	64%	62%	39%	49%	
Mental health professionals	72%	↑↑ 69%	63%	↑ 61%	47%	55%	
Chaplain/Chaplain staff	72%	↑↑ 74%	69%	↑ 68%	43%	53%	

Percent responding Large extent/Very large extent
 Standard error range between ± 1% and ± 7%
 NA = Not applicable

Q33

There were many differences among Services in ratings of support from each type of personnel. In general, Air Force sexual assault responders perceived all the professionals as more supportive compared to the other Services, and showed increases in support from many personnel compared to 2018. However, DoD Agency counterparts endorsed the lowest perceptions of support compared to the Services (see Table 23).

Table 23.
Victim Care Support from Personnel, by Service Branch

Victim Care Support from Personnel	Army		Navy		Marine Corps		Air Force		DoD Agency		↑ Higher than Army ↑ Higher than Navy ↑ Higher than Marine Corps ↑ Higher than Air Force ↑ Higher than DoD Agency ** Higher than all others ↑ Higher than 2018 ↓ Lower than 2018
	2018	2021	2018	2021	2018	2021	2018	2021	2018	2021	
SVC/VLC	58%	60%	71%	↑ 67%	62%	62%	72%	** 79% ↑	63%	59%	
VA	77%	76%	85%	85%	87%	83%	90%	↑ 88%	68%	72%	
SARC	74%	77%	87%	↑ 81% ↓	80%	↑ 83%	87%	↑↑ 86%	83%	74%	
Military Criminal Investigative Organization (MCIO)	53%	↑ 51%	58%	↑↑ 57%	45%	↑ 49%	56%	** 66% ↑	36%	28%	
Family Advocacy Program (FAP)	51%	↑ 50%	62%	↑↑ 59%	49%	↑ 49%	58%	** 66% ↑	27%	24%	
Equal Employment Opportunity (EEO) Office	54%	↑ 55%	58%	↑ 56%	44%	48%	55%	↑↑ 64% ↑	54%	56%	
Victim Witness Liaison	45%	↑ 42%	55%	↑↑ 49% ↓	35%	38%	39%	↑↑ 53% ↑	17%	12%	
Medical professionals	61%	↑ 59%	72%	↑↑ 65% ↓	59%	↑ 56%	63%	↑↑ 68%	47%	38%	
Mental health professionals	62%	60%	70%	64% ↓	55%	58%	64%	** 70% ↑	68%	57%	
Chaplain/Chaplain staff	66%	66%	77%	↑↑ 71% ↓	65%	63%	69%	** 76% ↑	54%	54%	

Percent responding Large extent/Very large extent
 Standard error range between ± 1% and ± 7%

Q33

Community Collaboration

Sexual assault responders were asked how often they collaborated with different resources in the community to support victims. Less than one-quarter of sexual assault responders indicated they collaborated with community resources in 2021, with the Military Equal Opportunity Programs being the most collaborated with. Collaboration trended down for coordination with local rape crisis centers and on-base alcohol and drug abuse prevention programs in 2021 compared to 2018. Sexual assault responders reported an increase in collaboration with Veterans Affairs Military Sexual Trauma (VA MST) Coordinators in 2021 compared to 2018. It should be noted

though, as in 2018, sexual assault responders still reported the least amount of collaboration with VA MST Coordinators (Table 24).

Table 24.
Collaboration with Community Resources

Community Resource	2018	2021	↑ Higher than 2018 ↓ Lower than 2018
Local rape crisis center	11%	10% ↓	
Local civilian police	9%	8%	
Local domestic violence shelter	8%	7%	
Local civilian health agencies	11%	10%	
On-base alcohol and drug abuse prevention programs	14%	12% ↓	
Military Equal Opportunity Program	22%	24%	
On-base Family Advocacy Program	16%	17%	
On-base police	17%	16%	
Veterans Affairs Military Sexual Trauma Coordinator	7%	9% ↑	

Percent responding Often/Very often
Standard error range between $\pm 0.40\%$ and $\pm 0.70\%$

Q31

The most frequently referred community resources across the Services were resources found on-base: the Military Equal Opportunity Program, SAPR Connect, on-base Family Advocacy Program, and on-base police. There were many differences between the Service branches and DoD Agency sexual assault responders in terms of collaboration with community resources (Table 25). In general DoD Agency sexual assault responders were more likely to use off-base resources than the other Services. Air Force sexual assault responders reported collaborating with local rape crisis centers at a significantly higher rate than the other three Services, and the Army reported a higher rate than both the Navy and Marine Corps.

Table 25.
Collaboration with Community Resources, by Service Branch

Community Resource	Army	Navy	Marine Corps	Air Force	DoD Agency	↑ Higher than Army ↑ Higher than Navy ↑ Higher than Marine Corps ↑ Higher than Air Force ↑ Higher than DoD Agency ** Higher than all others
Local rape crisis center	↑↑ 11%	7%	4%	↑↑↑ 15%	**36%	
Local civilian police	↑↑ 11%	5%	5%	↑↑ 9%	**25%	
Local domestic violence shelter	↑↑ 8%	5%	4%	↑↑↑ 11%	**26%	
Local civilian health agencies	↑↑ 12%	7%	5%	↑↑ 14%	**25%	
On-base alcohol and drug abuse prevention programs	↑↑↑ 15%	↑ 10%	5%	↑ 11%	12%	
Military Equal Opportunity Program	↑↑↑ 30%	17%	18%	19%	↑↑↑ 42%	
On-base Family Advocacy Program	↑↑↑ 19%	14%	11%	↑↑↑ 21%	9%	
On-base police	↑↑↑ 20%	11%	12%	↑↑ 18%	12%	
Veterans Affairs Military Sexual Trauma Coordinator	↑↑ 11%	↑ 8%	3%	↑ 9%	↑ 16%	
SAPR Connect	↑ 21%	↑ 19%	13%	↑ 21%	**34%	

Percent responding Often/Very often
Standard error range is from ± 0.55% to ± 5.47%

Q33

Programs, Policies, and Procedures

Sexual assault responders were asked if clear policies and procedures were in place for victim care (e.g., ensure victim safety, obtain protective orders, expedited transfers), including when different populations (e.g., foreign nationals, dependents) are involved in the case, and/or when in a joint environment.

The vast majority of sexual assault responders indicated they have clear procedures for victim care policies and procedures. These indications trended significantly upward regarding expedited transfers, reporting retaliation, and handing off cases to the victim's next location (Table 26). There were few differences among the types of sexual assault responders, therefore, only overall sexual assault responders are shown here.

Table 26.
Program Procedure Clarity for Different Situations

Situation	2018	2021	↑ Higher than 2018
Ensuring victims' safety when handling cases	97%	97%	
Ensuring victims' privacy when handling cases*	---	97%	
Ensuring SARCs' and VAs' personal safety when handling a case	95%	95%	
Obtaining a Military Protective Order (MPO)	94%	95%	
Obtaining a Civilian Protective Order (CPO)	90%	91%	
Providing a Special Victims' Counsel (SVC)/Victims' Legal Counsel (VLC)	96%	96%	
Providing expedited transfers	95%	96%↑	
Providing ways to report retaliation	93%	95%↑	
Handing off cases to the SARC at the victim's next location	91%	93%↑	

Percent responding Yes
Standard error range between ± 0.26% and ± 0.52%
* New in 2021, no trends available

Q68

Program Procedures for Different Populations

Sexual assault responders indicated they have clear procedures for handling cases involving dependents, visiting personnel, DoD civilian employees, and deployed military members (Table 27). One population that may need more clarity of policies and procedures for cases are those involving foreign nationals, as only 51% of SARC, 66% of VA/UVAs, and 63% of SVC/VLC/SVPs indicated having clear policies in place.

Table 27.
Program Procedure Quality for Different Populations, by Role

Population	SARCs		VA/UVAs		SVC/VLC/SVPs		↑ Higher than SARCs ↑ Higher than VAs/UVAs ↑ Higher than 2018
	2018	2021	2018	2021	2018	2021	
A joint operating environment	72%	74%	84%	↑ 84%	79%	74%	
Foreign nationals	47%	51%	63%	↑ 66% ↑	56%	63%	
DoD civilian employees	89%	90%	90%	91% ↑	94%	89%	
Dependents	89%	92% ↑	91%	92% ↑	95%	↑↑ 99%	
Contractors	73%	78%	83%	↑ 84%	78%	71%	
Visiting personnel, such as trainees, National Guard, and Reserve members	79%	80%	85%	↑ 85%	93%	84%	
Deployed military members*	---	87%	---	↑ 91%	---	89%	

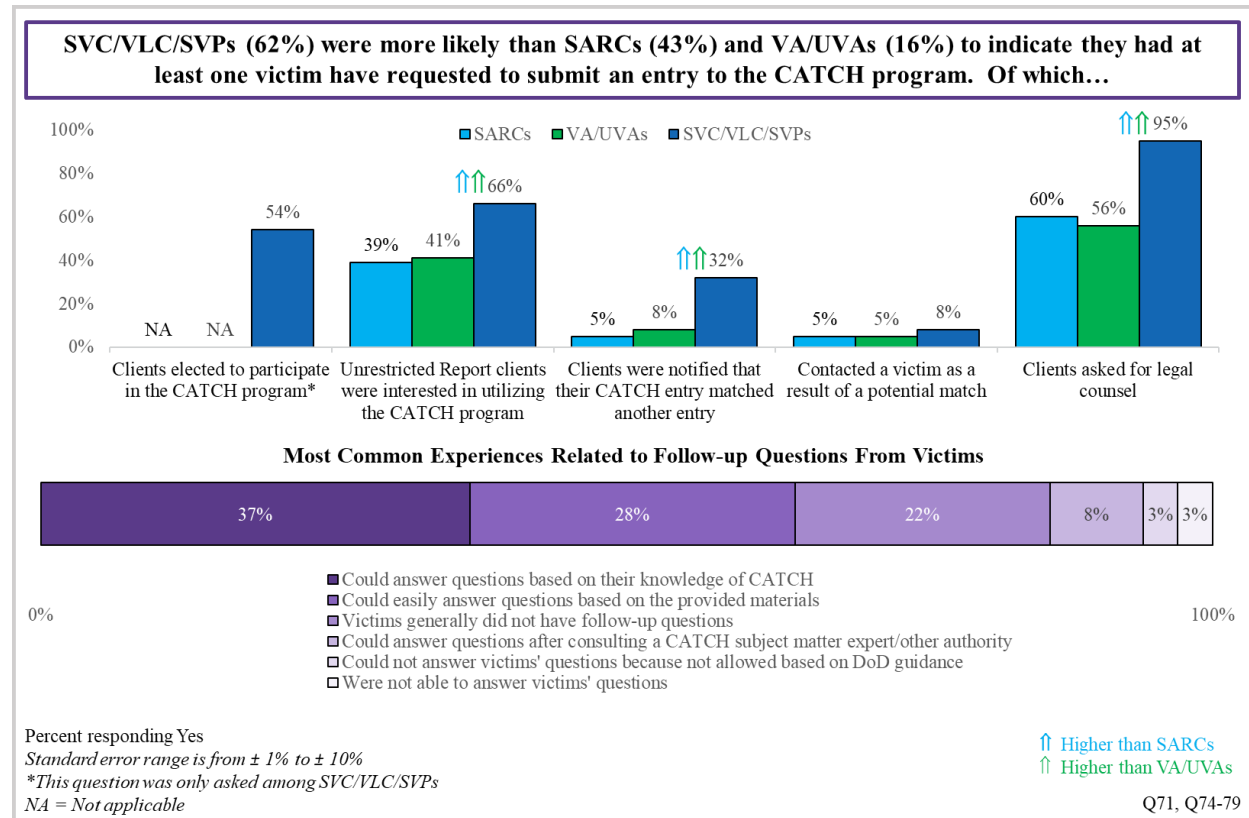
Percent responding Yes
 Standard error range between ± 1% and ± 9%
 * New item in 2021, trends are not available

Q67

Catch a Serial Offender (CATCH) Program

CATCH provides a system for adult sexual assault victims, including those with restricted reports, to voluntarily submit anonymous reports of their assault. The system identifies if the alleged perpetrator was involved in other sexual assaults, a “match,” in the system (DoDI 6495.02, 2021). As CATCH reached its full operating capability in August 2019, new items regarding it were introduced in the 2021 QSAR. SVC/VLC/SVPs were more likely than SARCs and VA/UVAs to indicate they had at least one victim have requested to submit an entry to the CATCH program (Figure 13). Sexual assault responders who had a victim request an entry were asked follow-up questions regarding what happened with that request and about their experience in answering follow-up questions from victims about the CATCH program. SVC/VLC/SVPs were more likely than SARCs and VA/UVAs to indicate unrestricted report clients were interested in utilizing the CATCH program, had clients who were notified that their CATCH entry matched another entry, and had clients ask for legal counsel. When asked about their experience in answering follow-up questions about CATCH from victims, sexual assault responders were generally able to answer victims’ questions, with almost two fifths of all sexual assault responders indicating they could answer questions based on their knowledge of CATCH and more than a quarter could answer question based on provided materials. Only 3% of sexual assault responders indicated they could not answer victims’ questions.

Figure 13.
CATCH Program



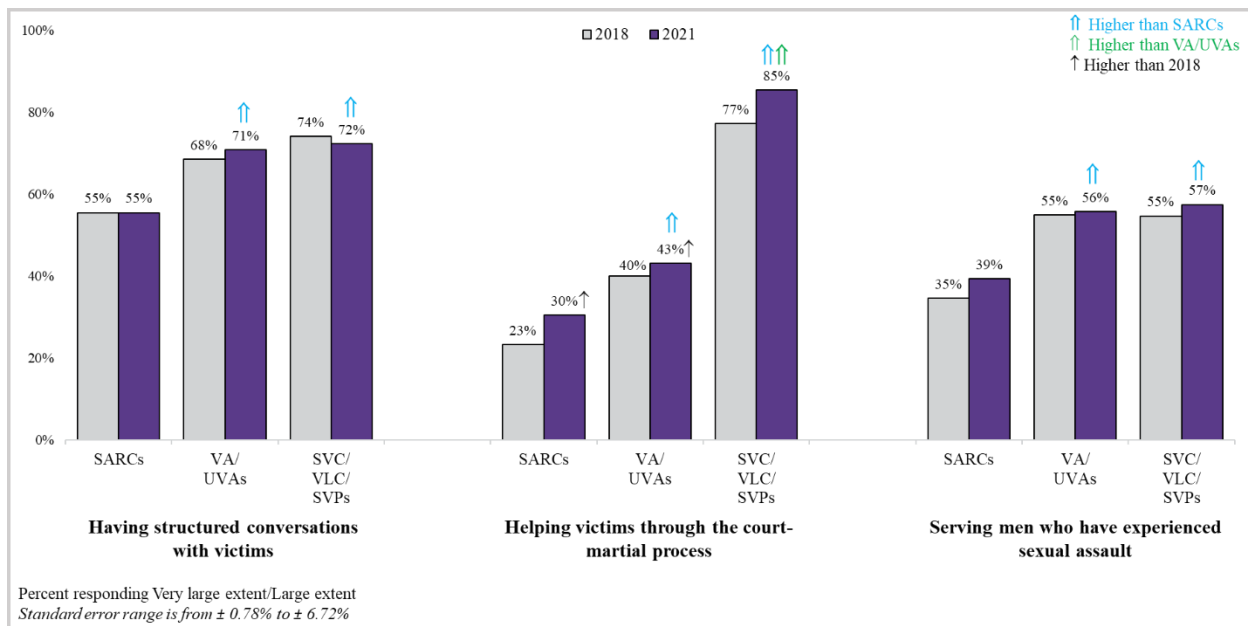
Chapter 5: SAPR Professional Training

Element G of the NDAA for FY21 requested that the adequacy of the training received by sexual assault responders be assessed. The 2021 *QSAR* asked sexual assault responders about their experiences and opinions regarding the training they received in order to perform their duties. Topics included perceptions around the effectiveness of the initial training sexual assault responders received to prepare them to interact with victims of sexual assault, perceptions on training specifically related to addressing concerns of retaliation against victims of sexual assault, and opinions on D-SAACP training, including its effectiveness, and willingness and ability to continue to engage with the certification program.

Effectiveness of Initial Training

Sexual assault responders were asked their opinions on how well their initial training prepared them to have structured conversations with victims of sexual assault, to help victims of sexual assault through the court martial process, and to serve men who experienced sexual assault. While the majority of all sexual assault responders reported feeling at least moderately prepared by their initial training to handle duties related to these domains, SARCS felt less prepared than VA/UVAs and SVC/VLC/SVPs after their initial training (Figure 14). Compared to 2018, SARCs and VA/UVAs indicated a significant increase in preparedness to help victims through the court-martial process, but were still significantly less prepared than SVC/VLC/SVPs.

Figure 14.
Effectiveness of Initial Training, by Role



At the Service level, members of the Navy and Air Force endorsed the highest levels of preparedness after initial training across all elements (Table 28). Helping victims through the court-martial process is an area for improvement across all Services, although there was a trend

upward for sexual assault responders in the Army, Air Force, and DoD Agencies compared to 2018.

Table 28.
Effectiveness of Initial Training, by Service

Effectiveness of Initial Training	Army		Navy		Marine Corps		Air Force		DoD Agency		↑ Higher than Army ↑ Higher than Marine Corps ↑ Higher than DoD Agency ↑ Higher than 2018
	2018	2021	2018	2021	2018	2021	2018	2021	2018	2021	
Having structured conversations with victims	59%	62%	77%	↑↑↑77%	65%	67%	70%	↑↑↑76%	51%	59%	
Helping victims through the court-martial process	29%	34% ↑	48%	↑↑↑51%	34%	35%	47%	↑↑↑53%	9%	28% ↑	
Serving men who have experienced sexual assault	42%	44%	66%	↑↑↑66%	48%	49%	58%	↑↑↑62%	26%	40%	

Percent responding Very large extent/Large extent
Standard error range between ± 1.79% and ± 7.59%

Q38

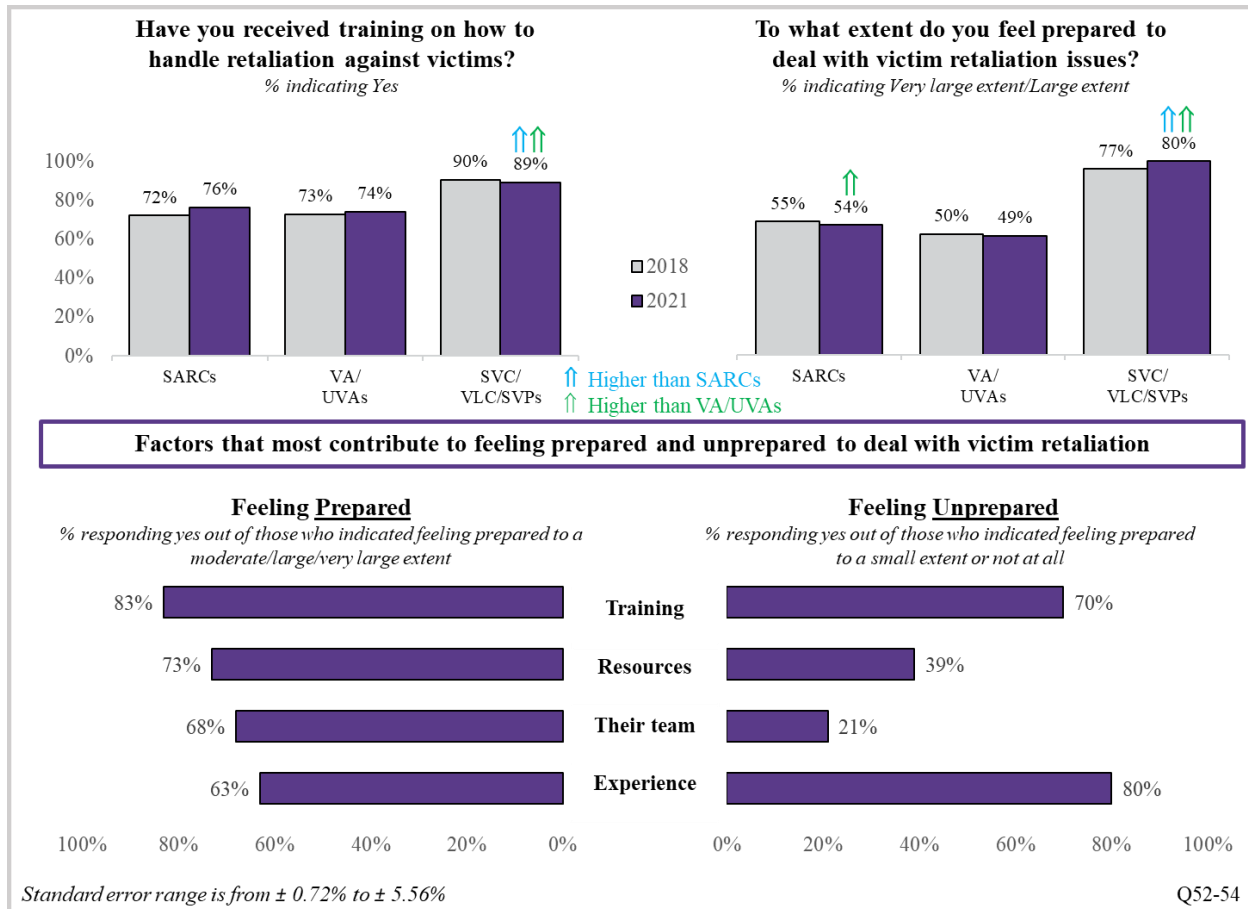
Training on Retaliation Against Victims

Sexual assault responders were asked about their opinions on the training they received to address retaliation against victims of sexual assault. Specifically, they were asked whether they had received training regarding retaliation against victims, how well that training prepared them to handle retaliation against victims while carrying out their duties, and factors that led to their feelings of preparedness or unpreparedness.

The majority of sexual assault responders reported that they had received training on dealing with retaliation against victims (Figure 15). SVC/VLC/SVPs reported statistically higher rates of receiving training on the topic than SARCs and VAs/UVAs. With regard to feeling prepared to deal with victim retaliation issues, SVC/VLC/SVPs were more prepared than SARCs and VA/UVAs, with SARCs reporting higher rates than VA/UVAs as well.

Sexual assault responders were also asked about which factors contributed to feeling prepared or unprepared to handle victim retaliation, including their training, resources, their team, and experience. Results were not reportable when breaking results out by role, therefore, responses are provided at the total responder level. Overall, sexual assault responders indicated training was the top factor for feeling prepared to handle retaliation against victims of sexual assault, followed by resources available, their team, and experience. The top factor for sexual assault responders feeling unprepared to handle retaliation against victims of sexual assault was experience, followed by training, resources available, and their team.

Figure 15.
Training on Retaliation



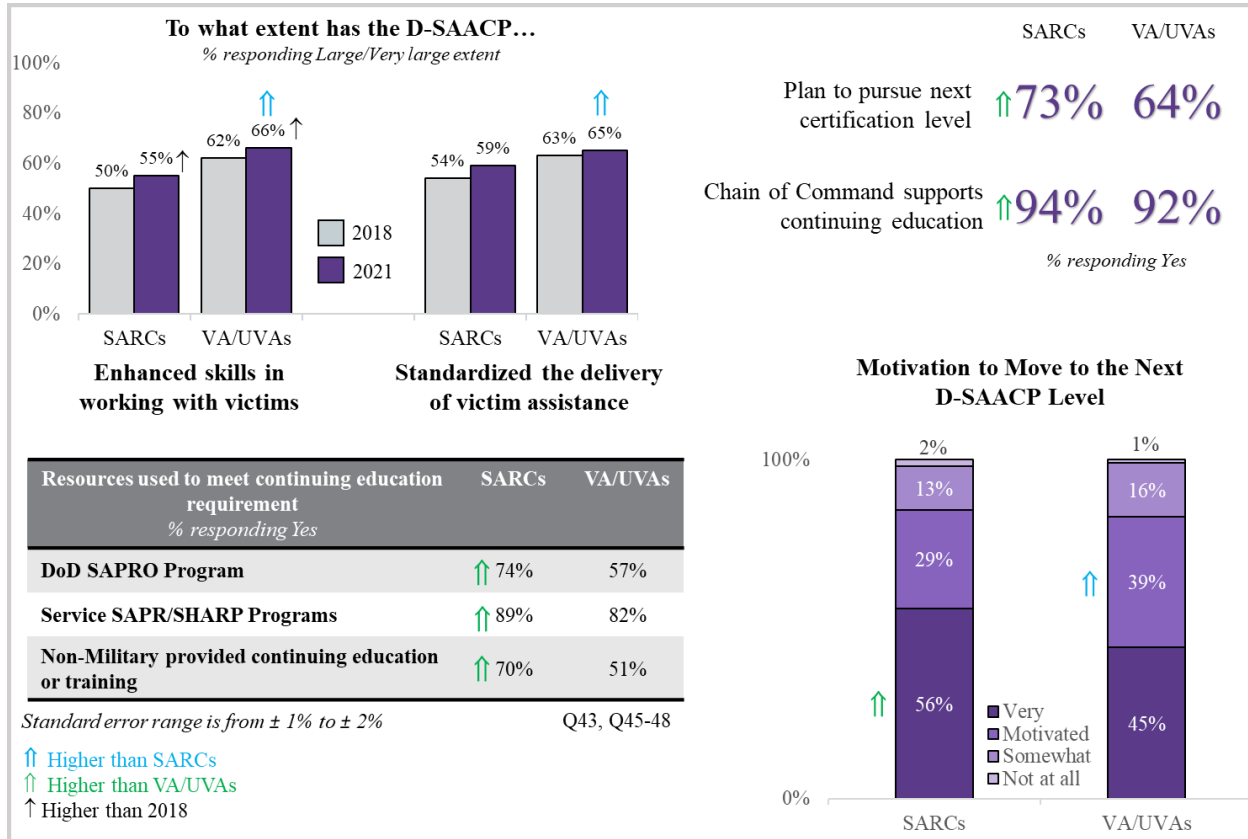
D-SAACP Training and Intentions

Sexual assault responders were asked about their opinions on the DoD Sexual Assault Advocate Certification Program (D-SAACP). Questions included how the training they received through the program helped with victim assistance, how they were meeting their continuing education requirements, including where they were pursuing continuing education and support from their chain of command, and plans and motivation to pursue higher levels of certification. Note that SVC/VLC/SVPs are not required to attain D-SAACP certification, and as a result, these questions were only asked of SARCs and VA/UVAs. Figure 16 displays data for these items.

Compared to 2018, SARCs and VA/UVAs indicated the D-SAACP training they received helped to enhance their skills in working with victims at higher rates in 2021. VA/UVAs were more likely than SARCs to indicate the D-SAACP has standardized the delivery of victim assistance. The vast majority of sexual assault responders indicated that their chain of command supports their continuing education requirements, with SARCs indicating more support than VA/UVAs. With regard to what resources sexual assault responders used to meet their continuing education requirements, SARCs were more likely than VA/UVAs to utilize all three resources available: DoD SAPRO programs, Service SAPR/SHARP programs, and non-Military programs.

SARCs and VA/UVAs were also asked about their plans for, and motivation to, pursue the next D-SAACP certification level. The majority of SARCs indicated they planned to pursue the next certification level, which was higher than VA/UVAs. When asked how motivated they were to move to the next D-SAACP level, SARCs were more likely than VA/UVAs to indicate they were very motivated, while VA/UVAs were more likely than SARCs to indicate they were motivated.

Figure 16.
D-SAACP, by Role



Chapter 6: Conclusion

The *2021 QSAR* surveyed sexual assault responders about their background, training, and perceptions of the SAPR program. Sexual assault responders included SARCs, VA/UVAs, and SVC/VLC/SVPs. These sexual assault responders were from all branches of the military, including the Army, Navy, Marine Corps, Air Force, and DoD agencies. Sexual assault responders could be on active duty, in the National Guard/Reserve, or DoD civilians. The survey asked about a variety of aspects of the SAPR program, including workplace relationships, certification and training, resources and tools, victim care, policies and procedures, and the well-being of the sexual assault responders. The responses provided give the DoD insights into the effectiveness of the SAPR program, highlights areas that are going well, and identifies some areas for improvement. This final chapter highlights key survey findings.

Well-Being, Workplace Climate, and Self-Care Support

Helping professionals like sexual assault responders tend to experience job-related psychological effects such as job stress, burnout, compassion fatigue, and vicarious trauma more often due to the nature of the work (Newell & MacNeil, 2010). Practice of self-care can mitigate negative psychological effects from work, and organizations can foster this self-care among their members (Newell & MacNeil, 2010). Sexual assault responders in the DoD indicated higher levels of job stress, burnout, compassion fatigue, and vicarious trauma in 2021, compared to 2018. While high percentages of sexual assault responders indicated adequate resources to handle burnout, compassion fatigue, and vicarious trauma, low percentages indicated use of three self-care support resources: military behavioral health providers, civilian behavioral health providers, and group counseling. Additionally, the percentage of sexual assault responders indicating adequate time for self-care trended significantly downward in 2021. Despite increases in psychological effects from their work, sexual assault responders scored highly on the work satisfaction scale that was introduced in the *2021 QSAR*.

Despite indications that adequate resources exist to address burnout, vicarious trauma, and compassion fatigue, all three rose significantly in 2021.

Well-being and workplace climate often differed depending on subgroup. While increases in burnout, compassion fatigue, and vicarious trauma since 2018 were common across almost all subgroups, increases in job stress were almost entirely driven by VA/UVAs, sexual assault responders performing a collateral duty, and D-SAACP Level I holders. Still, in 2021 these three subgroups experienced less of these experiences, plus retaliation, than their comparison subgroups. The rate of retaliation experienced by all sexual assault responders remained low at 6%, unchanged from 2018. Because work satisfaction and workgroup effectiveness scales were not included in the *2018 QSAR*, results could not be trended, but there were notable differences between subgroups: SVC/VLC/SVPs scored significantly lower on work satisfaction, but significantly higher on workgroup effectiveness, than other roles. Marine Corps sexual assault responders scored the lowest, while Air Force sexual assault responders scored the highest, on both scales.

Commander Relationships

The majority of sexual assault responders reported feeling supported by their command. Specifically, sexual assault responders reported their commander is accessible and fully supports them. More than half of all sexual assault responders endorsed high perceptions of command support and trust, including an increase in the perception of being viewed as an expert.

However, despite these high rates of support, there was a general decrease in perceptions of command trust and support from 2018 to 2021. Perceptions of commander support and viewing their role as important significantly decreased from 2018. Additionally, perceptions of commanders' comfort level in speaking on general topics related to sexual violence decreased in 2021

compared to 2018. There was no change in perceptions of commanders' comfort speaking with victims of sexual violence, but as only 29% of sexual assault responders reported frequent contact with victims' commanders, this perception may be impacted by other factors.

Sexual assault responders feel highly supported by their command, but these perceptions have decreased in 2021 compared to 2018.

Support Services for Victims of Sexual Assault

Resources available for victim care remained abundant and largely stable in 2021 compared to 2018. Across the board, sexual assault responders reported that resources were available for the victims they see, however, referrals to outside agencies decreased in 2021. The introduction of the CATCH program has been relatively well implemented with over half of sexual assault responders reporting that they have engaged with it regarding the clients they have seen.

Overall, the vast majority of sexual assault responders endorsed that there are clear policies and procedures in place to provide victim care. This was largely stable across working with victim cases involving different populations with the exception of cases involving foreign nationals.

With specific regard to expedited transfers, the vast majority of SARCs that participated in one expressed that they were following established policy and that communication from commanders was improving in 2021. However, receiving SARCs reported much lower rates of receiving notification from command, obtaining updates on investigations, and having a warm handoff from sending SARCs compared to sending SARCs.

This finding suggests that there is some form of breakdown of communication between sending and receiving SARCs, where sending SARCs feel they are correctly following policy guidelines, but that communication is not reaching receiving SARCs.

While policy for victim care is largely clear in the majority of circumstances, there seems to be a disconnect in communication between sending and receiving SARCs during expedited transfers.

Effectiveness of Training

Overall, perceptions around initial training and the D-SAACP are positive. The majority of sexual assault responders expressed that their training prepared them to at least a moderate extent to perform

Training was largely viewed as helpful, however, sexual assault responders' perceptions of the effectiveness of training decreased as their D-SAACP level increased.

their duties as it related to direct victim care, working with victims through the court martial process, addressing issues of retaliation against victims, and working with men who had experienced sexual assault. Despite these stable levels of perceptions on training effectiveness overall, a large number of sexual assault responders expressed that they only felt moderately prepared and up to a fifth felt that their training left them feeling not at all prepared to deal with these issues. Additionally, confidence in initial trainings seems to lessen as sexual assault responders gain more experience and progress through D-SAACP levels. These results suggest a gap in the training program that could be elucidated by the more highly certified SARCs or the potential for the need for refresher trainings for responders that have served in the role for longer periods of time.

The training involved in attaining D-SAACP certification is well regarded. The majority of SARCs and VA/UVAs indicated that they believed these trainings helped them to enhance their skills in working with victims and to standardize the delivery of victim assistance.

Finally, SARCs and VA/UVAs are both highly motivated and planning to continue to engage with, and advance through, the levels of the D-SAACP.

References

- Fry, L. W., & Slocum, J. W. (1984). Technology, Structure, and Workgroup Effectiveness: A Test of a Contingency Model. *Academy of Management Journal*, 27(2), 221-246.
- Grant, L., & Kinman, G. (2014). Emotional Resilience in the Helping Professions and how it can be Enhanced. *Health and Social Care Education*, 3(1), 23-34.
- Maslach, C., & Schaufeli, W. B. (1993). Historical and conceptual development of burnout. In W. B. Schaufeli, C. Maslach, & T. Marek, *Professional burnout: Recent developments in theory and research* (pp. 1-16). Taylor & Francis.
- Newell, J. M., & MacNeil, G. A. (2010). Secondary Traumatic Stress, and Compassion Fatigue: A Review of Theoretical Terms, Risk Factors, and Preventive Methods for Clinicians and Researchers. *Best Practices in Mental Health*, 6(2), 57-69.
- Smith, B. W., Dalen, J., Wiggins, K., Tooley, E., Christopher, P., & Bernard, J. (2008). The brief resilience scale: assessing the ability to bounce back . *International Journal of Behavioral Medicine*, 15(3), 194-200.
- Voth Schrag, R. J., Wood, L. G., Wachter, K., & Kulkarni, S. (2022). Compassion fatigue among the intimate partner violence and sexual assault workforce: Enhancing organizational practice. *Violence Against Women*, 28(1), 277-297.
- Wright, T. A., & Cropanzano, R. (2000). Psychological Well-Being and Job Satisfaction as Predictors of Job Performance. *Journal of Occupational Health Psychology*, 5(1), 84-94.

Appendix A. Topline

2021 QUICKCOMPASS OF SEXUAL ASSAULT RESPONSE PERSONNEL: TOPLINE REPORT

Prepared by:

Alex Fernandes, Mark Petusky, Jenny Kim, Amanda Barry
Fors Marsh Group



Department of Defense
Office of People Analytics (OPA)
Health and Resilience Research (H&R)
4800 Mark Center Drive, Alexandria, VA 22305-4000

Do Not Cite Without Permission from the Authors

Background

The *2021 QuickCompass of Sexual Assault Response Personnel* is a survey developed in 2009 to examine characteristics of Sexual Assault Prevention and Response (SAPR) programs at military installations worldwide. This survey was designed to gauge how effectively responders are trained for their position and their perceptions of how well the SAPR program is supported and executed. Findings from this study can be used to identify policies, community resources, and support networks that are most effective in aiding sexual assault responders in their respective positions.

The *2021 QuickCompass of Sexual Assault Response Personnel* fielded from June 8, 2021, to July 20, 2021. The sample included Sexual Assault Response Coordinators (SARC); Victim Advocates (VA) and Uniformed Victim Advocates (UVA); and Special Victims' Counsel (SVC), Victims' Legal Counsel (VLC), and Special Victims' Paralegals (SVP). Responders were members of the Army, Navy, Marine Corps, Air Force,⁵ Coast Guard, or Department of Defense (DoD) Agencies, and spanned a variety of duty statuses. The survey was a census, administered via e-mail to 23,426 sexual assault responders. The final unweighted sample included 4,370 respondents. Table 1 and Table 2 provide the unweighted sample sizes broken down by job role, duty status, and Service.

Table 1.

Unweighted Job Role by Service

	Overall	SARC	VA/UVA	SVC/VLC/SVP
Army	2,358	598	1735	25
Navy	708	68	633	7
Marine Corps	372	53	308	11
Air Force	651	102	534	15
DoD Agency	80	42	38	0
Total	4,370	881	3,418	71

Table 2.

Unweighted Duty Status by Job Role

	Overall	SARC	VA/UVA	SVC/VLC
Active Duty	2,869	400	2,406	63
National Guard	460	56	404	0
Reserve	271	51	218	2
DoD Civilian	770	374	390	6
Total	4,370	881	3,418	71

This report provides the weighted frequencies for all of the survey questions and includes estimates for the Service, duty status, and job role subpopulations. Complete details on the survey methodology as well as the sampling and weighting processes are available in the *QuickCompass of Sexual Assault Response Personnel (QSAR) 2021 Weighting Methodology*.

⁵ Participants that self-reported serving in the Space Force had their data combined with members of the Air Force.

How to Use the Topline Report

Each survey question is presented within the topline report. The topline report includes the question text (or composite measuring description, if applicable), subitem text (if applicable), variable name, response options, reporting categories, unweighted *n*, estimates for each response option, and a table note (if applicable). Each of these elements is shown in Figure 4 and described in detail below.

Figure 1.

How to Read a Topline Report

1 VARNAME: [Question Text]: [Subitem text, if applicable]

[TOTAL REPORTING]		[REPORTING CATEGORY]			
[Total Reporting]		[Sub reporting category]	[Sub reporting category]	[Sub reporting category]	[Sub reporting category]
Response label 1					
Response label 2					
Response label 3				5	
Response label 4					
Response label 5					
Unweighted <i>n</i>					

NOTE: [Footer, skip logic, and instruction text] 6

- Question Text, Subitem Text, and Variable Name:** This contains the question text from the survey or composite measure description, if the item was constructed, and the subitem text from the survey. The item's corresponding variable name is also included.
- Response Options:** This contains the response options as presented on the survey.
- Reporting Category:** This row lists the reporting group for each column, including the total reporting for the sample.
- Unweighted *n*:** The number of members who answered the question is shown in this column. These are the members represented in the estimates for that reporting group.
- Response Option Percentages:** Estimates are placed into rows that correspond to the response options. For the majority of survey items, these rows contain the percentage of members choosing the response options indicated by the row heading. Within a set of response options, percentages may not add to 100% due to rounding. In some questions, respondents were asked to "Mark all that apply" for a list of responses. Because respondents were able to select more than one option, the topline report shows the percentage of respondents who marked each response option, and the sum across the subitems does not equal 100%. Further, if respondents endorsed two or more response options, they were counted in the percentage for all options marked.
- Table Note:** The table note describes the skip patterns and instruction text. Not all questions apply to every respondent, and where possible, the survey is programmed to skip respondents over questions that are not applicable.

In addition, the following reporting conventions are used within the topline report:

- *NR* indicates the estimate is *Not Reportable* and is suppressed because of low reliability. Estimates of low reliability are suppressed based on criteria defined in terms of nominal sample size (less than five). An “NR” presentation protects DoD, and the reader, from presenting potentially inaccurate findings due to instability of the specific estimate. The cause of instability is due to high variability usually associated with a small number of respondents contributing to the estimate.
- “---” indicates the question was not applicable and did not apply to respondents in the reporting category based on answers to previous questions.

NOTE: Responses to SRSVCA, SRCOMP, and SRCIVSVC were used to categorize respondents into the appropriate Service. Air Force includes respondents in the Space Force. SRELIG:

Are you currently a(n):

	Total DoD	Service					Status				Role			Duty Type		
	Total DoD	Army	Navy	Marine Corps	Air Force	DoD Agency	Active Duty	National Guard	Reserve	Civilian	SARC	VA/ UVA	SVC/ VLC/ SVP	Sole Duty	Primary Duty	Collateral Duty
Sexual Assault Response Coordinator (SARC)	13.52%	22.37%	3.00%	7.53%	8.79%	49.15%	10.74%	10.21%	15.45%	43.71%	100.00%	0.00%	0.00%	60.90%	25.06%	7.40%
Victim Advocate (VA)	63.08%	73.24%	65.52%	41.03%	42.18%	50.85%	61.26%	81.70%	73.53%	52.95%	0.00%	73.88%	0.00%	26.53%	66.87%	66.54%
Uniformed Victim Advocate (UVA)/United States Air Force Volunteer Victim Advocate (USAF VVA)	22.30%	3.48%	30.78%	49.41%	47.01%	0.00%	26.68%	8.08%	10.22%	2.86%	0.00%	26.12%	0.00%	2.30%	6.43%	25.96%
Special Victims' Counsel (SVC)/Victims' Legal Counsel (VLC)/Special Victims' Paralegal (SVP)	1.11%	0.91%	0.69%	2.03%	2.02%	0.00%	1.32%	0.00%	0.80%	0.48%	0.00%	0.00%	100.00%	10.27%	1.64%	0.10%
I do not currently hold any of the above roles	0.00%	0.00%	0.00%	0.00%	0.00%	0.00%	0.00%	0.00%	0.00%	0.00%	0.00%	0.00%	0.00%	0.00%	0.00%	0.00%
Unweighted n	4,169	2,358	708	372	651	80	2,691	460	268	750	863	3,248	58	629	440	3,094

NOTE: Participants who responded "I do not currently hold any of the above roles" were considered ineligible for the survey.

SRSEX: Are you...?

	Total DoD	Service					Status				Role			Duty Type		
	Total DoD	Army	Navy	Marine Corps	Air Force	DoD Agency	Active Duty	National Guard	Reserve	Civilian	SARC	VA/ UVA	SVC/ VLC/ SVP	Sole Duty	Primary Duty	Collateral Duty
Male	49.96%	55.12%	47.45%	59.30%	34.04%	23.20%	53.43%	48.56%	37.52%	25.55%	51.80%	49.57%	57.62%	42.34%	43.90%	51.35%
Female	50.04%	44.88%	52.55%	40.70%	65.96%	76.80%	46.57%	51.44%	62.48%	74.45%	48.20%	50.43%	42.38%	57.66%	56.10%	48.65%
Unweighted n	4,164	2,355	708	370	651	80	2,687	459	268	750	861	3,245	58	628	438	3,092

SRSTAT: When you are performing your [PIPE using verbatim responses from SRELIG] duties, what is your status?

	Total DoD	Service					Status				Role			Duty Type		
	Total DoD	Army	Navy	Marine Corps	Air Force	DoD Agency	Active Duty	National Guard	Reserve	Civilian	SARC	VA/ UVA	SVC/ VLC/ SVP	Sole Duty	Primary Duty	Collateral Duty
Active duty military	77.99%	64.89%	94.09%	94.87%	79.91%	0.00%	100.00%	0.00%	0.00%	0.00%	61.95%	80.34%	92.75%	52.12%	60.05%	82.43%
National Guard	8.81%	17.54%	0.00%	0.00%	5.84%	0.00%	0.00%	100.00%	0.00%	0.00%	6.66%	9.27%	0.00%	3.42%	10.75%	9.21%
Reserve	5.39%	9.99%	1.40%	0.50%	2.73%	0.00%	0.00%	0.00%	100.00%	0.00%	6.17%	5.29%	3.87%	2.08%	9.18%	5.34%
Department of Defense (DoD) or Military Service/Department civilian employee	7.80%	7.59%	4.51%	4.63%	11.52%	100.00%	0.00%	0.00%	0.00%	100.00%	25.22%	5.10%	3.38%	42.37%	20.02%	3.01%
Unweighted n	4,169	2,358	708	372	651	80	2,691	460	268	750	863	3,248	58	629	440	3,094

SRSVCA: Of which Service are you a member?

	Total DoD	Service					Status				Role			Duty Type		
	Total DoD	Army	Navy	Marine Corps	Air Force	DoD Agency	Active Duty	National Guard	Reserve	Civilian	SARC	VA/ UVA	SVC/ VLC/ SVP	Sole Duty	Primary Duty	Collateral Duty
Army	37.82%	100.00%	0.00%	0.00%	0.00%	---	37.82%	---	---	---	85.72%	31.99%	36.93%	78.61%	70.80%	32.85%
Navy	35.21%	0.00%	100.00%	0.00%	0.00%	---	35.21%	---	---	---	2.32%	39.46%	19.69%	4.45%	14.95%	38.67%
Marine Corps	12.20%	0.00%	0.00%	100.00%	0.00%	---	12.20%	---	---	---	5.34%	12.99%	15.04%	2.27%	3.03%	13.52%
Air Force	14.40%	0.00%	0.00%	0.00%	97.51%	---	14.40%	---	---	---	5.75%	15.24%	28.34%	14.68%	10.78%	14.58%
Space Force	0.37%	0.00%	0.00%	0.00%	2.49%	---	0.37%	---	---	---	0.88%	0.31%	0.00%	0.00%	0.45%	0.39%
Unweighted n	2,691	1,354	587	318	432	---	2,691	---	---	---	400	2,239	52	219	196	2,272

NOTE: For this question, skip logic was applied as follows: //Ask if SRSTAT = "Active duty military"//

SRCOMP: Of which Reserve component are you a member?

	Total DoD	Service					Status				Role			Duty Type		
	Total DoD	Army	Navy	Marine Corps	Air Force	DoD Agency	Active Duty	National Guard	Reserve	Civilian	SARC	VA/ UVA	SVC/ VLC/ SVP	Sole Duty	Primary Duty	Collateral Duty
Army National Guard	55.97%	63.55%	0.00%	NR	0.00%	---	---	90.23%	0.00%	---	46.19%	57.53%	NR	52.56%	50.54%	57.00%
Army Reserve	32.10%	36.45%	0.00%	NR	0.00%	---	---	0.23%	84.18%	---	48.08%	29.79%	NR	28.75%	43.56%	30.52%
Navy Reserve	2.88%	0.00%	100.00%	NR	0.00%	---	---	0.00%	7.58%	---	0.00%	3.29%	NR	0.00%	0.00%	3.38%
Marine Corps Reserve	0.35%	0.00%	0.00%	NR	0.00%	---	---	0.00%	0.93%	---	0.00%	0.25%	NR	4.03%	0.00%	0.26%
Air National Guard	5.76%	0.00%	0.00%	NR	66.24%	---	---	9.28%	0.00%	---	5.74%	5.78%	NR	9.63%	3.39%	5.93%
Air Force Reserve	2.94%	0.00%	0.00%	NR	33.76%	---	---	0.26%	7.31%	---	0.00%	3.36%	NR	5.04%	2.52%	2.92%
Unweighted n	728	658	12	NR	56	---	---	460	268	---	107	619	NR	32	87	607

NOTE: For this question, skip logic was applied as follows: //Ask if SRSTAT = "Reserve" OR SRSTAT = "National Guard"//

SRCIVSVC: For which Department of Defense (DoD) component do you work?

	Total DoD	Service					Status				Role			Duty Type		
	Total DoD	Army	Navy	Marine Corps	Air Force	DoD Agency	Active Duty	National Guard	Reserve	Civilian	SARC	VA/ UVA	SVC/ VLC/ SVP	Sole Duty	Primary Duty	Collateral Duty
Army	44.24%	100.00%	0.00%	0.00%	0.00%	0.00%	---	---	---	44.24%	39.91%	47.82%	NR	44.93%	40.36%	45.67%
Navy	16.88%	0.00%	100.00%	0.00%	0.00%	0.00%	---	---	---	16.88%	20.01%	14.58%	NR	20.16%	18.96%	10.71%
Marine Corps	5.96%	0.00%	0.00%	100.00%	0.00%	0.00%	---	---	---	5.96%	9.04%	2.92%	NR	10.26%	3.93%	0.88%
Air Force	20.39%	0.00%	0.00%	0.00%	95.80%	0.00%	---	---	---	20.39%	17.71%	22.66%	NR	14.76%	22.81%	27.18%
Space Force	0.89%	0.00%	0.00%	0.00%	4.20%	0.00%	---	---	---	0.89%	0.25%	1.41%	NR	0.25%	1.10%	1.72%
DoD Office, Agency, or Field Activity	5.16%	0.00%	0.00%	0.00%	0.00%	44.37%	---	---	---	5.16%	3.51%	6.50%	NR	2.39%	1.18%	11.81%
National Guard Military Dual Status Technician	1.01%	0.00%	0.00%	0.00%	0.00%	8.64%	---	---	---	1.01%	1.04%	0.99%	NR	0.96%	0.00%	1.71%
National Guard Non-Dual Status Technician	5.47%	0.00%	0.00%	0.00%	0.00%	46.99%	---	---	---	5.47%	8.53%	3.12%	NR	6.29%	11.66%	0.32%
Unweighted n	750	346	109	52	163	80	---	---	---	750	356	390	NR	378	157	215

NOTE: For this question, skip logic was applied as follows: //Ask if SRSTAT = "Department of Defense (DoD) or Military Service/Department civilian employee"//

SRMILPAY: What is your paygrade?

	Total DoD	Service					Status				Role			Duty Type		
	Total DoD	Army	Navy	Marine Corps	Air Force	DoD Agency	Active Duty	National Guard	Reserve	Civilian	SARC	VA/ UVA	SVC/ VLC/ SVP	Sole Duty	Primary Duty	Collateral Duty
E-1	0.02%	0.05%	0.00%	0.00%	0.00%	---	0.00%	0.23%	0.00%	---	0.00%	0.02%	0.00%	0.00%	0.31%	0.00%
E-2	0.00%	0.00%	0.00%	0.00%	0.00%	---	0.00%	0.00%	0.00%	---	0.00%	0.00%	0.00%	0.00%	0.00%	0.00%
E-3	1.17%	0.00%	3.85%	0.00%	0.00%	---	1.34%	0.00%	0.59%	---	0.00%	1.33%	0.00%	0.00%	0.00%	1.33%
E-4	3.47%	0.00%	8.09%	0.00%	7.38%	---	3.99%	0.93%	0.00%	---	0.00%	3.94%	0.00%	0.41%	2.33%	3.75%
E-5	15.21%	1.04%	30.27%	19.27%	25.88%	---	17.54%	2.10%	2.78%	---	0.31%	17.25%	0.00%	1.07%	7.68%	16.61%
E-6	33.28%	33.84%	34.41%	37.14%	26.04%	---	36.16%	15.87%	19.86%	---	5.60%	37.11%	2.19%	12.81%	43.20%	33.78%
E-7	25.16%	39.40%	11.42%	12.48%	17.84%	---	23.69%	37.28%	26.75%	---	62.98%	20.79%	2.88%	51.09%	28.25%	23.33%
E-8	4.34%	6.48%	1.66%	4.08%	3.37%	---	3.01%	11.89%	11.40%	---	8.42%	3.89%	0.00%	6.06%	2.94%	4.35%
E-9	0.43%	0.73%	0.33%	0.00%	0.00%	---	0.31%	1.52%	0.50%	---	0.83%	0.39%	0.00%	0.16%	0.00%	0.48%
WO-1	0.26%	0.34%	0.00%	0.97%	0.00%	---	0.21%	0.65%	0.36%	---	0.37%	0.25%	0.00%	0.00%	0.37%	0.26%
CW-2	0.64%	1.12%	0.00%	1.28%	0.00%	---	0.47%	1.36%	1.99%	---	1.15%	0.59%	0.00%	0.30%	0.61%	0.67%
CW-3	0.47%	0.90%	0.00%	0.53%	0.00%	---	0.32%	1.19%	1.37%	---	0.75%	0.44%	0.00%	0.00%	1.18%	0.44%
CW-4	0.28%	0.55%	0.00%	0.27%	0.00%	---	0.13%	1.42%	0.52%	---	0.54%	0.25%	0.00%	0.00%	0.43%	0.28%
CW-5	0.02%	0.04%	0.00%	0.00%	0.00%	---	0.00%	0.20%	0.00%	---	0.00%	0.02%	0.00%	0.35%	0.00%	0.00%
O-1/O-1E	0.43%	0.14%	0.65%	0.63%	0.77%	---	0.41%	0.90%	0.00%	---	0.00%	0.49%	0.00%	0.00%	0.00%	0.49%
O-2/O-2E	2.94%	2.98%	0.73%	9.28%	2.92%	---	2.78%	4.23%	3.28%	---	0.84%	3.24%	0.00%	0.81%	3.18%	3.04%
O-3/O-3E	7.65%	6.38%	6.38%	11.21%	11.95%	---	7.31%	9.82%	9.00%	---	8.56%	6.56%	81.26%	20.44%	5.27%	7.06%
O-4	3.27%	4.67%	1.64%	2.55%	2.76%	---	1.80%	7.43%	17.76%	---	7.61%	2.63%	10.96%	5.32%	4.08%	3.08%
O-5	0.94%	1.34%	0.57%	0.31%	0.92%	---	0.55%	2.72%	3.84%	---	2.04%	0.79%	2.70%	1.20%	0.16%	0.99%
O-6 or above	0.02%	0.00%	0.00%	0.00%	0.18%	---	0.00%	0.26%	0.00%	---	0.00%	0.03%	0.00%	0.00%	0.00%	0.03%
Unweighted n	3,404	2,003	599	320	482	---	2,685	452	267	---	497	2,853	54	245	281	2,872

NOTE: For this question, skip logic was applied as follows: //Ask if SRSTAT = "Active duty military" OR SRSTAT = "Reserve" OR SRSTAT = "National Guard"// SRCIVPAY:

What is your paygrade?

	Total DoD	Service					Status				Role			Duty Type		
	Total DoD	Army	Navy	Marine Corps	Air Force	DoD Agency	Active Duty	National Guard	Reserve	Civilian	SARC	VA/ UVA	SVC/ VLC/ SVP	Sole Duty	Primary Duty	Collateral Duty
GS 1-4	0.28%	0.00%	0.00%	0.00%	1.31%	0.00%	---	---	---	0.28%	0.00%	0.50%	NR	0.00%	0.73%	0.41%
GS 5-8	1.84%	0.63%	2.39%	0.00%	5.47%	0.00%	---	---	---	1.84%	0.00%	3.30%	NR	0.38%	0.00%	5.16%
GS 9-12	68.57%	87.85%	11.31%	8.09%	79.40%	88.34%	---	---	---	68.57%	63.01%	72.66%	NR	67.63%	72.76%	67.32%
GS/GM 13-15	10.19%	9.99%	12.74%	5.79%	9.70%	10.47%	---	---	---	10.19%	12.15%	8.75%	NR	5.57%	6.42%	19.40%
Highly Qualified Expert (HQE)	0.00%	0.00%	0.00%	0.00%	0.00%	0.00%	---	---	---	0.00%	0.00%	0.00%	NR	0.00%	0.00%	0.00%
Senior Executive Service (SES)/Senior Leader (SL)	0.00%	0.00%	0.00%	0.00%	0.00%	0.00%	---	---	---	0.00%	0.00%	0.00%	NR	0.00%	0.00%	0.00%
Non-Appropriated Fund (NAF)	17.41%	0.00%	73.56%	86.12%	0.00%	0.00%	---	---	---	17.41%	23.92%	12.47%	NR	25.46%	20.09%	3.83%
Other	1.70%	1.53%	0.00%	0.00%	4.13%	1.19%	---	---	---	1.70%	0.92%	2.32%	NR	0.95%	0.00%	3.88%
Unweighted n	748	346	107	52	163	80	---	---	---	748	355	389	NR	377	156	215

NOTE: For this question, skip logic was applied as follows: //Ask if SRSTAT = "Department of Defense (DoD) or Military Service/Department civilian employee"//

SRCURRCOMP: Which of the following Department of Defense (DoD) components are you currently serving? *Mark all that apply.*

	Total DoD	Service					Status				Role			Duty Type		
	Total DoD	Army	Navy	Marine Corps	Air Force	DoD Agency	Active Duty	National Guard	Reserve	Civilian	SARC	VA/ UVA	SVC/ VLC/ SVP	Sole Duty	Primary Duty	Collateral Duty
Army	34.68%	71.07%	3.97%	0.94%	6.06%	26.69%	37.26%	12.44%	14.55%	47.92%	62.47%	30.27%	34.98%	62.87%	48.91%	30.39%
Army National Guard	11.75%	23.42%	0.45%	0.31%	3.81%	43.11%	3.56%	91.55%	0.00%	11.65%	13.65%	11.56%	3.01%	12.66%	18.52%	11.03%
Army Reserve	8.52%	17.00%	1.09%	0.31%	2.81%	4.11%	4.23%	0.58%	81.92%	9.61%	15.44%	7.47%	4.77%	11.35%	14.00%	7.67%
Navy	30.56%	1.42%	97.11%	5.94%	5.74%	15.92%	36.52%	0.26%	2.75%	24.45%	9.58%	34.04%	18.26%	15.58%	14.79%	33.70%
Navy Reserve	3.45%	0.47%	10.04%	0.18%	1.96%	0.00%	3.09%	0.26%	7.15%	8.07%	3.96%	3.41%	0.00%	5.91%	3.07%	3.23%
Marine Corps	13.67%	1.41%	8.68%	98.21%	3.78%	11.81%	15.99%	0.26%	0.57%	14.75%	10.22%	14.15%	19.22%	12.68%	5.03%	14.63%
Marine Corps Reserve	1.82%	0.40%	1.60%	9.35%	1.60%	0.00%	1.85%	0.52%	0.93%	3.58%	2.22%	1.76%	1.75%	3.13%	0.94%	1.77%
Air Force	14.84%	1.62%	3.74%	0.70%	88.70%	17.91%	16.19%	1.79%	3.80%	23.76%	10.91%	15.32%	26.28%	17.91%	12.62%	14.70%
Air National Guard	2.64%	0.95%	0.42%	0.31%	12.23%	32.98%	1.13%	11.26%	0.00%	9.87%	5.98%	2.10%	3.50%	6.45%	5.13%	2.01%
Air Force Reserve	1.95%	0.36%	0.77%	0.31%	10.46%	2.56%	1.26%	0.52%	7.31%	6.73%	2.51%	1.84%	3.50%	4.44%	2.63%	1.63%
Space Force	1.39%	0.29%	0.46%	0.31%	7.61%	0.00%	1.52%	0.26%	0.00%	2.37%	1.45%	1.33%	5.26%	1.85%	0.89%	1.40%
Coast Guard	0.78%	0.37%	1.34%	0.39%	1.08%	3.34%	0.75%	0.26%	0.00%	2.24%	0.87%	0.78%	0.00%	1.19%	0.61%	0.76%
Coast Guard Reserve	0.30%	0.20%	0.23%	0.08%	0.91%	0.00%	0.28%	0.52%	0.00%	0.38%	0.27%	0.30%	0.00%	0.37%	0.22%	0.30%
<i>Unweighted n</i>	<i>4,169</i>	<i>2,358</i>	<i>708</i>	<i>372</i>	<i>651</i>	<i>80</i>	<i>2,691</i>	<i>460</i>	<i>268</i>	<i>750</i>	<i>863</i>	<i>3,248</i>	<i>58</i>	<i>629</i>	<i>440</i>	<i>3,094</i>

SRVLNGTH: How long have you served in the capacity of [PIPE using verbatim responses from SRELIG]?

	Total DoD	Service					Status				Role			Duty Type		
	Total DoD	Army	Navy	Marine Corps	Air Force	DoD Agency	Active Duty	National Guard	Reserve	Civilian	SARC	VA/ UVA	SVC/ VLC/ SVP	Sole Duty	Primary Duty	Collateral Duty
Less than 1 year	23.20%	20.00%	25.22%	32.77%	23.28%	11.27%	25.78%	14.55%	17.62%	10.95%	26.31%	22.52%	37.69%	20.90%	20.34%	23.66%
1 to less than 2 years	28.96%	26.75%	31.91%	33.60%	27.09%	23.36%	31.85%	16.43%	26.50%	15.89%	24.68%	29.59%	32.15%	22.77%	30.71%	29.46%
2 to less than 3 years	16.11%	17.14%	15.09%	14.97%	15.68%	16.85%	16.51%	15.42%	17.17%	12.22%	15.66%	16.10%	22.43%	15.13%	16.06%	16.25%
3 to less than 4 years	10.22%	11.83%	8.39%	7.41%	10.87%	9.20%	9.63%	11.53%	12.45%	13.13%	10.33%	10.27%	5.24%	12.34%	8.94%	10.13%
4 to less than 5 years	5.75%	6.28%	6.08%	2.47%	5.72%	5.76%	5.27%	5.61%	10.58%	7.41%	4.81%	5.98%	0.00%	4.85%	5.32%	5.87%
5 or more years	15.75%	17.99%	13.31%	8.78%	17.36%	33.56%	10.96%	36.46%	15.68%	40.39%	18.21%	15.54%	2.49%	24.00%	18.62%	14.63%
<i>Unweighted n</i>	<i>4,164</i>	<i>2,356</i>	<i>706</i>	<i>372</i>	<i>650</i>	<i>80</i>	<i>2,689</i>	<i>460</i>	<i>267</i>	<i>748</i>	<i>862</i>	<i>3,244</i>	<i>58</i>	<i>629</i>	<i>438</i>	<i>3,092</i>

DUTIES: Are your duties as a(n) [PIPE using verbatim responses from SRELIG]...?

	Total DoD	Service					Status				Role			Duty Type		
	Total DoD	Army	Navy	Marine Corps	Air Force	DoD Agency	Active Duty	National Guard	Reserve	Civilian	SARC	VA/ UVA	SVC/ VLC/ SVP	Sole Duty	Primary Duty	Collateral Duty
Your sole duty	8.76%	12.42%	3.26%	5.01%	9.03%	39.35%	5.85%	3.40%	3.40%	47.52%	39.54%	2.96%	80.94%	100.00%	0.00%	0.00%
Your primary duty, among multiple responsibilities	7.95%	12.13%	3.48%	2.06%	7.03%	22.48%	6.12%	9.68%	13.62%	20.38%	14.77%	6.83%	11.75%	0.00%	100.00%	0.00%
A collateral duty	83.29%	75.45%	93.26%	92.92%	83.94%	38.18%	88.02%	86.92%	82.99%	32.10%	45.69%	90.22%	7.30%	0.00%	0.00%	100.00%
Volunteer	0.00%	0.00%	0.00%	0.00%	0.00%	0.00%	0.00%	0.00%	0.00%	0.00%	0.00%	0.00%	0.00%	0.00%	0.00%	0.00%
<i>Unweighted n</i>	<i>4,163</i>	<i>2,355</i>	<i>707</i>	<i>372</i>	<i>649</i>	<i>80</i>	<i>2,687</i>	<i>460</i>	<i>266</i>	<i>750</i>	<i>862</i>	<i>3,243</i>	<i>58</i>	<i>629</i>	<i>440</i>	<i>3,094</i>

NOTE: For this question, skip logic was applied as follows: //Show response option "Volunteer" if SRSVCA = "Coast Guard" OR SRCOMP = "Coast Guard Reserve" OR SRCIVSVC = "Coast Guard"//

DUTYLOC: Which of the following best describes your military location/area of operation (e.g., ship, installation, base, post) where you perform your current [PIPE using verbatim responses from SRELIG] duties?

	Total DoD	Service					Status				Role			Duty Type		
	Total DoD	Army	Navy	Marine Corps	Air Force	DoD Agency	Active Duty	National Guard	Reserve	Civilian	SARC	VA/ UVA	SVC/ VLC/ SVP	Sole Duty	Primary Duty	Collateral Duty
Contiguous United States (CONUS)	77.84%	81.39%	72.29%	83.32%	73.29%	90.96%	74.94%	87.73%	93.11%	85.20%	80.07%	77.53%	74.63%	79.56%	77.61%	77.79%
Outside the Contiguous United States (OCONUS)	19.71%	17.83%	21.06%	15.37%	26.66%	7.83%	22.32%	11.59%	6.53%	11.79%	19.43%	19.68%	25.37%	19.54%	19.24%	19.66%
At sea	1.78%	0.00%	5.89%	0.61%	0.00%	0.00%	2.10%	0.00%	0.00%	1.79%	0.00%	2.08%	0.00%	0.00%	1.92%	1.96%
Other	0.67%	0.78%	0.77%	0.69%	0.06%	1.21%	0.64%	0.68%	0.36%	1.22%	0.51%	0.70%	0.00%	0.90%	1.22%	0.59%
Unweighted n	4,167	2,356	708	372	651	80	2,691	460	268	748	861	3,248	58	628	440	3,093

SAPRVOL: Did you volunteer for your current role in [PROGRAM ACRO]?

	Total DoD	Service					Status				Role			Duty Type		
	Total DoD	Army	Navy	Marine Corps	Air Force	DoD Agency	Active Duty	National Guard	Reserve	Civilian	SARC	VA/ UVA	SVC/ VLC/ SVP	Sole Duty	Primary Duty	Collateral Duty
Yes	88.37%	87.13%	94.63%	65.64%	95.80%	83.35%	90.41%	82.80%	91.82%	71.87%	81.28%	89.96%	52.66%	76.01%	84.21%	90.05%
No	11.63%	12.87%	5.37%	34.36%	4.20%	16.65%	9.59%	17.20%	8.18%	28.13%	18.72%	10.04%	47.34%	23.99%	15.79%	9.95%
Unweighted n	4,164	2,356	706	372	650	80	2,689	459	268	748	862	3,244	58	628	439	3,091

TOTSRVMIL: In the past 12 months, what is the approximate number of military victims you have served in this role?

	Total DoD	Service					Status				Role			Duty Type		
	Total DoD	Army	Navy	Marine Corps	Air Force	DoD Agency	Active Duty	National Guard	Reserve	Civilian	SARC	VA/ UVA	SVC/ VLC/ SVP	Sole Duty	Primary Duty	Collateral Duty
0 military victims	49.49%	45.60%	62.08%	43.50%	41.40%	33.59%	50.31%	56.03%	57.63%	27.85%	21.64%	54.54%	0.00%	9.95%	33.98%	55.02%
1–5 military victims	38.12%	39.47%	30.52%	45.41%	44.77%	29.59%	39.17%	38.93%	36.52%	27.70%	38.38%	38.52%	4.53%	26.47%	39.64%	39.24%
6–10 military victims	5.40%	6.81%	3.41%	4.24%	4.83%	20.51%	5.02%	2.76%	3.63%	13.59%	13.75%	4.13%	1.51%	17.98%	9.67%	3.69%
11–15 military victims	1.92%	2.90%	0.95%	0.90%	1.31%	5.35%	1.51%	1.41%	1.33%	7.17%	6.89%	1.14%	2.12%	8.56%	4.56%	0.98%
16–20 military victims	1.03%	1.05%	0.50%	1.30%	1.65%	4.53%	0.77%	0.24%	0.00%	5.33%	4.83%	0.38%	5.12%	6.86%	3.22%	0.22%
More than 20 military victims	4.03%	4.17%	2.54%	4.64%	6.05%	6.43%	3.22%	0.64%	0.89%	18.36%	14.51%	1.30%	86.72%	30.18%	8.93%	0.84%
Unweighted n	4,147	2,352	701	367	648	79	2,684	459	268	736	856	3,233	58	621	435	3,085

DTYINTFRE: To what extent do other duties interfere with your duties as a(n) [PIPE using verbatim responses from SRELIG]?

	Total DoD	Service					Status				Role			Duty Type		
	Total DoD	Army	Navy	Marine Corps	Air Force	DoD Agency	Active Duty	National Guard	Reserve	Civilian	SARC	VA/ UVA	SVC/ VLC/ SVP	Sole Duty	Primary Duty	Collateral Duty
Very large extent	8.54%	10.77%	5.35%	10.24%	7.02%	5.05%	8.60%	7.75%	9.60%	8.13%	13.73%	7.81%	1.51%	2.67%	8.73%	9.15%
Large extent	11.93%	14.38%	8.61%	13.37%	10.21%	7.20%	12.43%	10.26%	14.91%	6.71%	15.37%	11.50%	3.01%	4.17%	13.68%	12.59%
Moderate extent	25.78%	24.16%	27.18%	29.06%	26.34%	16.65%	26.70%	23.05%	26.97%	18.82%	21.61%	26.65%	10.25%	12.95%	27.89%	26.92%
Small extent	44.76%	39.57%	51.40%	42.84%	49.28%	40.38%	45.11%	52.47%	42.95%	33.64%	24.23%	48.10%	37.60%	21.50%	38.31%	47.77%
Not at all, this is my sole duty	8.99%	11.13%	7.46%	4.49%	7.15%	30.72%	7.16%	6.48%	5.57%	32.70%	25.06%	5.95%	47.63%	58.71%	11.38%	3.56%
Unweighted n	4,162	2,356	707	372	649	78	2,689	460	268	745	861	3,243	58	627	439	3,091

TIMESPENTA: In your role as a(n) [PIPE using verbatim responses from SRELIG], how often are you...?: Attending training

	Total DoD	Service					Status				Role			Duty Type		
	Total DoD	Army	Navy	Marine Corps	Air Force	DoD Agency	Active Duty	National Guard	Reserve	Civilian	SARC	VA/ UVA	SVC/ VLC/ SVP	Sole Duty	Primary Duty	Collateral Duty
Never	2.03%	1.71%	2.26%	4.06%	1.17%	1.38%	2.23%	1.75%	0.85%	1.09%	0.81%	2.22%	---	0.70%	0.90%	2.26%
Rarely	14.73%	13.31%	15.59%	26.41%	10.02%	5.28%	15.37%	15.50%	11.93%	9.46%	11.22%	15.29%	---	7.15%	7.88%	16.12%
Sometimes	32.83%	32.15%	34.18%	36.10%	29.84%	35.33%	32.23%	39.94%	33.30%	30.40%	27.85%	33.62%	---	24.22%	23.96%	34.51%
Often	34.29%	33.19%	35.42%	27.99%	39.68%	37.87%	33.96%	32.37%	37.04%	37.91%	36.17%	34.00%	---	37.12%	41.42%	33.26%
Very Often	16.11%	19.64%	12.56%	5.44%	19.30%	20.13%	16.21%	10.44%	16.87%	21.14%	23.95%	14.87%	---	30.82%	25.85%	13.84%
Unweighted n	4,091	2,324	696	360	632	79	2,627	460	265	739	857	3,234	---	576	431	3,078

NOTE: For this question, skip logic was applied as follows: //Ask if SRELIG = "Sexual Assault Response Coordinator (SARC)" OR SRELIG = "Victim Advocate (VA)" OR SRELIG = "Uniformed Victim Advocate (UVA)/United States Air Force

TIMESPENTB: In your role as a(n) [PIPE using verbatim responses from SRELIG], how often are you...?: Facilitating annual training

	Total DoD	Service					Status				Role			Duty Type		
	Total DoD	Army	Navy	Marine Corps	Air Force	DoD Agency	Active Duty	National Guard	Reserve	Civilian	SARC	VA/ UVA	SVC/ VLC/ SVP	Sole Duty	Primary Duty	Collateral Duty
Never	9.39%	3.57%	13.70%	4.29%	22.06%	19.18%	9.65%	9.10%	5.83%	9.56%	2.02%	10.56%	---	4.13%	3.00%	10.41%
Rarely	11.82%	8.34%	13.40%	8.37%	22.14%	11.14%	12.03%	13.41%	8.83%	9.99%	5.74%	12.79%	---	5.47%	5.32%	13.02%
Sometimes	26.50%	24.39%	27.66%	30.58%	28.63%	17.47%	26.96%	30.43%	20.54%	21.57%	20.54%	27.45%	---	18.25%	17.17%	28.21%
Often	30.05%	34.61%	27.50%	38.10%	15.00%	31.85%	29.64%	28.82%	41.41%	27.73%	35.42%	29.20%	---	33.07%	37.94%	29.01%
Very Often	22.24%	29.10%	17.74%	18.66%	12.17%	20.35%	21.73%	18.23%	23.39%	31.15%	36.29%	20.01%	---	39.07%	36.57%	19.35%
Unweighted n	4,087	2,321	694	360	632	80	2,625	459	263	740	859	3,228	---	580	429	3,072

NOTE: For this question, skip logic was applied as follows: //Ask if SRELIG = "Sexual Assault Response Coordinator (SARC)" OR SRELIG = "Victim Advocate (VA)" OR SRELIG = "Uniformed Victim Advocate (UVA)/United States Air Force

TIMESPENTC: In your role as a(n) [PIPE using verbatim responses from SRELIG], how often are you...?: Facilitating other training

	Total DoD	Service					Status				Role			Duty Type		
	Total DoD	Army	Navy	Marine Corps	Air Force	DoD Agency	Active Duty	National Guard	Reserve	Civilian	SARC	VA/ UVA	SVC/ VLC/ SVP	Sole Duty	Primary Duty	Collateral Duty
Never	9.95%	5.39%	13.30%	8.30%	18.16%	19.16%	10.01%	10.10%	6.35%	11.62%	3.01%	11.04%	---	8.11%	2.69%	10.78%
Rarely	16.13%	13.14%	15.95%	19.67%	23.37%	19.29%	16.02%	18.28%	14.00%	16.19%	11.86%	16.81%	---	11.43%	8.85%	17.23%
Sometimes	31.08%	29.61%	31.08%	34.88%	33.27%	29.30%	31.66%	31.77%	30.80%	24.72%	28.59%	31.48%	---	21.93%	23.08%	32.70%
Often	26.67%	31.43%	25.86%	26.27%	13.80%	20.77%	25.65%	28.06%	36.94%	28.12%	32.59%	25.74%	---	32.39%	37.73%	25.11%
Very Often	16.17%	20.42%	13.82%	10.88%	11.40%	11.49%	16.65%	11.79%	11.92%	19.34%	23.96%	14.94%	---	26.15%	27.66%	14.19%
Unweighted n	4,066	2,307	693	358	629	79	2,609	459	264	734	852	3,214	---	577	424	3,059

NOTE: For this question, skip logic was applied as follows: //Ask if SRELIG = "Sexual Assault Response Coordinator (SARC)" OR SRELIG = "Victim Advocate (VA)" OR SRELIG = "Uniformed Victim Advocate (UVA)/United States Air Force

TIMESPENTD: In your role as a(n) [PIPE using verbatim responses from SRELIG], how often are you...?: Communicating and coordinating activities within my [PROGRAM_ACRO] workgroup and/or on a Community Action Board

	Total DoD	Service					Status				Role			Duty Type		
	Total DoD	Army	Navy	Marine Corps	Air Force	DoD Agency	Active Duty	National Guard	Reserve	Civilian	SARC	VA/ UVA	SVC/ VLC/ SVP	Sole Duty	Primary Duty	Collateral Duty
Never	14.06%	13.12%	12.26%	21.43%	15.84%	9.88%	13.78%	19.12%	16.81%	9.20%	4.43%	15.59%	---	2.69%	8.47%	15.68%
Rarely	23.41%	21.70%	25.18%	30.79%	20.87%	11.15%	23.57%	28.33%	28.25%	12.90%	14.24%	24.87%	---	8.04%	11.04%	26.00%
Sometimes	29.27%	28.13%	30.45%	24.08%	34.21%	27.28%	29.59%	28.92%	28.56%	26.93%	26.70%	29.67%	---	21.02%	25.64%	30.34%
Often	21.65%	22.71%	22.82%	16.09%	18.94%	33.63%	21.62%	16.95%	19.91%	28.46%	32.13%	19.98%	---	34.56%	34.58%	19.23%
Very Often	11.62%	14.33%	9.28%	7.62%	10.14%	18.06%	11.45%	6.67%	6.47%	22.50%	22.50%	9.89%	---	33.69%	20.27%	8.75%
Unweighted n	4,089	2,321	697	360	631	80	2,624	458	265	742	860	3,229	---	578	430	3,076

NOTE: For this question, skip logic was applied as follows: //Ask if SRELIG = "Sexual Assault Response Coordinator (SARC)" OR SRELIG = "Victim Advocate (VA)" OR SRELIG = "Uniformed Victim Advocate (UVA)/United States Air Force

TIMESPENTE: In your role as a(n) [PIPE using verbatim responses from SRELIG], how often are you...?: Providing direct victim assistance services related to sexual assault

	Total DoD	Service					Status				Role			Duty Type		
	Total DoD	Army	Navy	Marine Corps	Air Force	DoD Agency	Active Duty	National Guard	Reserve	Civilian	SARC	VA/ UVA	SVC/ VLC/ SVP	Sole Duty	Primary Duty	Collateral Duty
Never	20.28%	20.20%	23.55%	21.27%	13.44%	16.89%	20.14%	25.84%	26.55%	11.02%	7.69%	22.54%	0.00%	2.33%	9.18%	23.20%
Rarely	28.02%	29.15%	28.29%	25.08%	26.58%	18.72%	27.36%	40.02%	34.38%	16.60%	18.58%	29.83%	4.53%	8.49%	16.88%	31.16%
Sometimes	25.08%	24.28%	22.94%	24.73%	32.27%	23.56%	25.64%	20.71%	24.38%	24.92%	29.62%	24.61%	5.76%	24.80%	27.85%	24.80%
Often	15.15%	14.09%	14.89%	18.53%	15.74%	29.43%	15.38%	9.60%	10.26%	22.48%	23.57%	13.93%	5.98%	25.12%	26.78%	13.02%
Very Often	11.47%	12.28%	10.34%	10.39%	11.96%	11.40%	11.48%	3.82%	4.43%	24.98%	20.54%	9.09%	83.74%	39.25%	19.31%	7.82%
Unweighted n	4,150	2,349	703	371	647	80	2,678	459	268	745	861	3,231	58	626	437	3,082

TIMESPENTF: In your role as a(n) [PIPE using verbatim responses from SRELIG], how often are you...?: Performing sexual assault prevention tasks

	Total DoD	Service					Status				Role			Duty Type		
	Total DoD	Army	Navy	Marine Corps	Air Force	DoD Agency	Active Duty	National Guard	Reserve	Civilian	SARC	VA/ UVA	SVC/ VLC/ SVP	Sole Duty	Primary Duty	Collateral Duty
Never	9.89%	8.14%	11.53%	14.11%	9.43%	5.48%	10.13%	10.83%	11.92%	4.98%	2.44%	11.07%	---	0.88%	6.70%	11.05%
Rarely	20.32%	19.48%	21.78%	21.39%	19.68%	13.96%	19.87%	28.55%	24.06%	12.90%	11.54%	21.72%	---	8.45%	11.55%	22.24%
Sometimes	32.45%	30.33%	32.64%	34.02%	38.05%	27.78%	32.54%	34.03%	38.26%	25.73%	26.42%	33.41%	---	20.03%	23.63%	34.50%
Often	25.00%	27.36%	24.52%	21.82%	20.31%	29.62%	25.38%	20.87%	18.53%	30.30%	35.37%	23.34%	---	37.16%	35.02%	22.86%
Very Often	12.35%	14.68%	9.53%	8.66%	12.53%	23.17%	12.07%	5.73%	7.24%	26.09%	24.22%	10.46%	---	33.48%	23.10%	9.34%
Unweighted n	4,083	2,319	695	360	629	80	2,620	456	265	742	860	3,223	---	580	429	3,069

NOTE: For this question, skip logic was applied as follows: //Ask if SRELIG = "Sexual Assault Response Coordinator (SARC)" OR SRELIG = "Victim Advocate (VA)" OR SRELIG = "Uniformed Victim Advocate (UVA)/United States Air Force

TIMESPENTG: In your role as a(n) [PIPE using verbatim responses from SRELIG], how often are you...?: Conducting inspections

	Total DoD	Service					Status				Role			Duty Type		
	Total DoD	Army	Navy	Marine Corps	Air Force	DoD Agency	Active Duty	National Guard	Reserve	Civilian	SARC	VA/ UVA	SVC/ VLC/ SVP	Sole Duty	Primary Duty	Collateral Duty
Never	40.87%	29.57%	46.44%	39.25%	66.75%	42.23%	41.70%	45.01%	43.19%	26.43%	10.71%	45.71%	---	10.89%	22.57%	45.49%
Rarely	23.51%	23.24%	23.90%	29.25%	19.79%	19.88%	23.19%	27.96%	23.39%	21.67%	19.17%	24.20%	---	15.87%	23.08%	24.29%
Sometimes	20.55%	25.12%	17.80%	22.34%	9.84%	28.15%	19.88%	18.39%	23.63%	27.51%	35.55%	18.15%	---	36.01%	25.54%	18.54%
Often	11.00%	16.53%	8.58%	5.65%	2.10%	8.78%	10.97%	8.42%	8.34%	16.12%	25.39%	8.69%	---	27.50%	21.19%	8.49%
Very Often	4.06%	5.54%	3.28%	3.50%	1.52%	0.96%	4.26%	0.23%	1.45%	8.26%	9.18%	3.24%	---	9.73%	7.62%	3.19%
Unweighted n	4,034	2,296	686	353	621	78	2,591	449	262	732	856	3,178	---	576	423	3,030

NOTE: For this question, skip logic was applied as follows: //Ask if SRELIG = "Sexual Assault Response Coordinator (SARC)" OR SRELIG = "Victim Advocate (VA)" OR SRELIG = "Uniformed Victim Advocate (UVA)/United States Air Force

TIMESPENTH: In your role as a(n) [PIPE using verbatim responses from SRELIG], how often are you...?: Developing [PROGRAM_ACRO]-related training activities and programs

	Total DoD	Service					Status				Role			Duty Type		
	Total DoD	Army	Navy	Marine Corps	Air Force	DoD Agency	Active Duty	National Guard	Reserve	Civilian	SARC	VA/ UVA	SVC/ VLC/ SVP	Sole Duty	Primary Duty	Collateral Duty
Never	20.00%	11.39%	22.83%	29.98%	35.16%	12.89%	20.98%	20.95%	14.14%	13.19%	5.78%	22.26%	---	4.53%	5.96%	22.81%
Rarely	25.00%	21.47%	27.58%	32.92%	26.52%	8.96%	25.69%	29.40%	24.17%	13.82%	15.26%	26.55%	---	7.88%	12.29%	27.80%
Sometimes	28.50%	31.42%	29.23%	22.29%	21.99%	29.07%	27.83%	30.45%	40.13%	24.89%	27.89%	28.60%	---	21.77%	26.66%	29.25%
Often	18.48%	24.20%	15.39%	11.28%	10.97%	28.54%	18.07%	15.83%	16.69%	26.86%	32.10%	16.32%	---	39.03%	37.19%	14.82%
Very Often	8.01%	11.53%	4.96%	3.53%	5.36%	20.54%	7.43%	3.37%	4.88%	21.25%	18.97%	6.27%	---	26.78%	17.90%	5.32%
Unweighted n	4,084	2,318	695	360	631	80	2,621	458	263	742	860	3,224	---	580	429	3,070

NOTE: For this question, skip logic was applied as follows: //Ask if SRELIG = "Sexual Assault Response Coordinator (SARC)" OR SRELIG = "Victim Advocate (VA)" OR SRELIG = "Uniformed Victim Advocate (UVA)/United States Air Force TIMESPENTI:

In your role as a(n) [PIPE using verbatim responses from SRELIG], how often are you...?: Doing outreach activities, such as posting and widely disseminating information about resources available to report and respond to sexual assault,

	Total DoD	Service					Status				Role			Duty Type		
	Total DoD	Army	Navy	Marine Corps	Air Force	DoD Agency	Active Duty	National Guard	Reserve	Civilian	SARC	VA/ UVA	SVC/ VLC/ SVP	Sole Duty	Primary Duty	Collateral Duty
Never	10.19%	9.96%	9.73%	14.63%	9.18%	4.11%	9.91%	16.31%	13.47%	3.78%	2.72%	11.38%	---	0.36%	6.10%	11.52%
Rarely	20.22%	19.14%	19.24%	29.68%	19.69%	9.80%	20.56%	24.38%	23.83%	9.48%	11.98%	21.52%	---	4.46%	10.15%	22.60%
Sometimes	32.55%	31.08%	33.41%	31.59%	36.62%	25.25%	32.93%	34.74%	34.19%	25.09%	27.41%	33.36%	---	21.32%	24.57%	34.33%
Often	24.51%	25.11%	27.14%	17.29%	21.51%	35.64%	24.34%	19.07%	21.20%	34.71%	33.92%	23.02%	---	39.49%	34.44%	22.20%
Very Often	12.53%	14.71%	10.47%	6.81%	12.99%	25.20%	12.26%	5.50%	7.32%	26.94%	23.97%	10.72%	---	34.37%	24.74%	9.34%
Unweighted n	4,095	2,325	697	361	632	80	2,628	460	266	741	860	3,235	---	581	430	3,079

NOTE: For this question, skip logic was applied as follows: //Ask if SRELIG = "Sexual Assault Response Coordinator (SARC)" OR SRELIG = "Victim Advocate (VA)" OR SRELIG = "Uniformed Victim Advocate (UVA)/United States Air Force

TIMESPENTJ: In your role as a(n) [PIPE using verbatim responses from SRELIG], how often are you...?: Providing technical assistance to commanders in my role as a subject matter expert about sexual assault

	Total DoD	Service					Status				Role			Duty Type		
	Total DoD	Army	Navy	Marine Corps	Air Force	DoD Agency	Active Duty	National Guard	Reserve	Civilian	SARC	VA/ UVA	SVC/ VLC/ SVP	Sole Duty	Primary Duty	Collateral Duty
Never	14.55%	8.09%	21.24%	15.95%	20.92%	7.35%	15.76%	11.08%	10.57%	9.08%	1.77%	16.63%	10.67%	3.45%	6.59%	16.47%
Rarely	21.65%	16.31%	24.97%	24.13%	30.40%	16.74%	21.94%	24.33%	25.33%	13.14%	5.41%	24.25%	20.40%	6.59%	11.90%	24.20%
Sometimes	28.26%	28.40%	28.96%	32.09%	24.28%	19.19%	28.53%	31.17%	31.45%	19.93%	19.83%	29.49%	36.17%	15.29%	21.13%	30.26%
Often	22.94%	29.55%	17.24%	20.11%	15.19%	28.93%	21.91%	25.95%	22.54%	30.19%	37.62%	20.61%	23.37%	32.71%	34.29%	20.83%
Very Often	12.60%	17.65%	7.59%	7.73%	9.20%	27.78%	11.85%	7.47%	10.11%	27.67%	35.38%	9.02%	9.40%	41.96%	26.09%	8.24%
Unweighted n	4,152	2,351	703	371	647	80	2,679	459	268	746	861	3,233	58	628	437	3,082

TIMESPENTK: In your role as a(n) [PIPE using verbatim responses from SRELIG], how often are you...?: Identifying additional resources to assist victims

	Total DoD	Service					Status				Role			Duty Type		
	Total DoD	Army	Navy	Marine Corps	Air Force	DoD Agency	Active Duty	National Guard	Reserve	Civilian	SARC	VA/ UVA	SVC/ VLC/ SVP	Sole Duty	Primary Duty	Collateral Duty
Never	10.67%	8.78%	12.29%	14.13%	10.99%	10.40%	10.85%	13.45%	11.73%	5.04%	2.69%	12.08%	0.00%	0.12%	4.04%	12.43%
Rarely	19.12%	18.15%	18.89%	20.53%	21.92%	14.50%	18.87%	26.67%	22.48%	10.64%	10.39%	20.69%	4.29%	4.56%	10.75%	21.47%
Sometimes	30.77%	29.90%	32.67%	29.28%	31.52%	18.46%	30.88%	34.22%	38.35%	20.55%	26.40%	31.70%	13.26%	18.73%	21.14%	32.87%
Often	26.14%	28.29%	25.09%	25.31%	21.82%	30.34%	26.36%	19.64%	19.79%	35.80%	35.45%	24.51%	38.23%	37.51%	39.43%	23.70%
Very Often	13.29%	14.87%	11.06%	10.75%	13.76%	26.30%	13.04%	6.03%	7.65%	27.98%	25.07%	11.02%	44.22%	39.07%	24.63%	9.52%
Unweighted n	4,149	2,351	702	370	646	80	2,678	460	267	744	860	3,231	58	627	435	3,082

TIMESPENTL: In your role as a(n) [PIPE using verbatim responses from SRELIG], how often are you...?: Providing victim services not related to sexual assault (e.g., stalking, intimate partner violence, family advocacy, human trafficking, sexual

	Total DoD	Service					Status				Role			Duty Type		
	Total DoD	Army	Navy	Marine Corps	Air Force	DoD Agency	Active Duty	National Guard	Reserve	Civilian	SARC	VA/ UVA	SVC/ VLC/ SVP	Sole Duty	Primary Duty	Collateral Duty
Never	30.45%	25.36%	34.15%	37.99%	34.37%	22.79%	31.71%	32.49%	29.72%	16.05%	13.74%	33.10%	---	8.35%	14.40%	34.03%
Rarely	27.05%	26.17%	26.56%	28.40%	30.12%	23.57%	26.50%	33.46%	28.06%	24.39%	21.56%	27.92%	---	18.35%	19.31%	28.58%
Sometimes	24.14%	25.79%	23.88%	18.40%	23.04%	29.95%	23.51%	23.36%	26.72%	29.58%	32.78%	22.77%	---	37.76%	27.70%	22.54%
Often	12.14%	14.85%	10.44%	10.11%	8.38%	12.36%	12.04%	8.00%	11.43%	18.38%	19.58%	10.96%	---	19.36%	26.74%	10.09%
Very Often	6.22%	7.83%	4.97%	5.10%	4.08%	11.33%	6.23%	2.68%	4.06%	11.59%	12.33%	5.25%	---	16.19%	11.85%	4.76%
Unweighted n	4,095	2,327	696	360	632	80	2,628	460	266	741	861	3,234	---	580	429	3,081

NOTE: For this question, skip logic was applied as follows: //Ask if SRELIG = "Sexual Assault Response Coordinator (SARC)" OR SRELIG = "Victim Advocate (VA)" OR SRELIG = "Uniformed Victim Advocate (UVA)/United States Air Force

TIMESPENTM: In your role as a(n) [PIPE using verbatim responses from SRELIG], how often are you...?: Entering data in the Defense Sexual Assault Incident Database (DSAID)

	Total DoD	Service					Status				Role			Duty Type		
	Total DoD	Army	Navy	Marine Corps	Air Force	DoD Agency	Active Duty	National Guard	Reserve	Civilian	SARC	VA/ UVA	SVC/ VLC/ SVP	Sole Duty	Primary Duty	Collateral Duty
Never	75.53%	74.70%	77.35%	76.40%	75.89%	43.55%	76.76%	85.94%	85.28%	44.62%	37.99%	81.44%	---	27.09%	54.46%	82.01%
Rarely	10.34%	10.12%	11.15%	9.78%	10.07%	5.33%	11.03%	6.38%	8.44%	9.28%	9.82%	10.42%	---	6.80%	14.46%	10.27%
Sometimes	5.98%	5.52%	6.35%	6.53%	5.24%	22.62%	5.67%	3.77%	3.54%	13.29%	14.16%	4.69%	---	14.66%	11.15%	4.70%
Often	4.63%	5.14%	2.81%	5.17%	5.49%	18.76%	3.87%	2.87%	1.64%	16.37%	20.34%	2.16%	---	26.23%	11.95%	1.94%
Very Often	3.52%	4.53%	2.34%	2.12%	3.32%	9.73%	2.68%	1.05%	1.11%	16.43%	17.69%	1.29%	---	25.23%	7.99%	1.09%
Unweighted n	4,088	2,318	697	361	632	80	2,623	459	266	740	856	3,232	---	574	430	3,079

NOTE: For this question, skip logic was applied as follows: //Ask if SRELIG = "Sexual Assault Response Coordinator (SARC)" OR SRELIG = "Victim Advocate (VA)" OR SRELIG = "Uniformed Victim Advocate (UVA)/United States Air Force

TIMESPENTN: In your role as a(n) [PIPE using verbatim responses from SRELIG], how often are you...?: Searching for [PROGRAM_ACRO] tasks to fill your time

	Total DoD	Service					Status				Role			Duty Type		
	Total DoD	Army	Navy	Marine Corps	Air Force	DoD Agency	Active Duty	National Guard	Reserve	Civilian	SARC	VA/ UVA	SVC/ VLC/ SVP	Sole Duty	Primary Duty	Collateral Duty
Never	36.19%	33.61%	34.98%	46.56%	39.73%	35.19%	36.10%	39.13%	30.77%	37.45%	31.54%	36.92%	---	23.98%	21.40%	38.71%
Rarely	30.45%	29.57%	31.58%	29.20%	31.88%	29.22%	30.22%	34.49%	29.95%	28.40%	29.71%	30.56%	---	29.09%	29.87%	30.60%
Sometimes	22.89%	23.08%	24.59%	18.62%	22.27%	15.14%	23.51%	19.11%	27.22%	18.01%	21.10%	23.17%	---	22.06%	26.48%	22.65%
Often	7.21%	8.82%	6.81%	4.43%	4.62%	10.23%	7.12%	5.55%	8.00%	9.37%	9.90%	6.78%	---	13.49%	15.08%	5.90%
Very Often	3.27%	4.92%	2.04%	1.20%	1.51%	10.23%	3.04%	1.72%	4.06%	6.77%	7.74%	2.56%	---	11.38%	7.18%	2.15%
Unweighted n	4,078	2,314	697	358	629	80	2,618	459	266	735	857	3,221	---	578	424	3,071

NOTE: For this question, skip logic was applied as follows: //Ask if SRELIG = "Sexual Assault Response Coordinator (SARC)" OR SRELIG = "Victim Advocate (VA)" OR SRELIG = "Uniformed Victim Advocate (UVA)/United States Air Force

TIMESPENTO: In your role as a(n) **[PIPE using verbatim responses from SRELIG]**, how often are you...?: Taking time for self-care (e.g., meditating, taking breaks)

	Total DoD	Service					Status				Role			Duty Type		
	Total DoD	Army	Navy	Marine Corps	Air Force	DoD Agency	Active Duty	National Guard	Reserve	Civilian	SARC	VA/ UVA	SVC/ VLC/ SVP	Sole Duty	Primary Duty	Collateral Duty
Never	10.97%	14.45%	5.63%	21.26%	3.32%	14.86%	11.10%	12.58%	7.41%	10.36%	17.89%	9.94%	6.15%	11.25%	9.53%	11.10%
Rarely	23.94%	27.74%	18.77%	26.52%	20.48%	25.88%	22.02%	30.04%	29.70%	32.25%	32.56%	22.50%	30.13%	31.41%	25.82%	22.94%
Sometimes	34.30%	32.34%	36.69%	32.97%	36.48%	36.63%	34.90%	30.80%	30.24%	35.10%	31.45%	34.66%	41.38%	33.81%	30.97%	34.70%
Often	21.46%	18.04%	26.21%	14.49%	27.97%	15.24%	22.07%	19.64%	24.35%	15.42%	12.82%	22.92%	14.74%	15.96%	21.75%	21.99%
Very Often	9.32%	7.43%	12.70%	4.76%	11.76%	7.39%	9.90%	6.93%	8.31%	6.87%	5.28%	9.98%	7.59%	7.57%	11.93%	9.27%
<i>Unweighted n</i>	<i>4,152</i>	<i>2,351</i>	<i>702</i>	<i>372</i>	<i>647</i>	<i>80</i>	<i>2,678</i>	<i>460</i>	<i>268</i>	<i>746</i>	<i>861</i>	<i>3,233</i>	<i>58</i>	<i>628</i>	<i>437</i>	<i>3,082</i>

TIMESPENTP: In your role as a(n) **[PIPE using verbatim responses from SRELIG]**, how often are you...?: Performing military duties unrelated to your role as a **[PIPE using verbatim responses from SRELIG]**

	Total DoD	Service					Status				Role			Duty Type		
	Total DoD	Army	Navy	Marine Corps	Air Force	DoD Agency	Active Duty	National Guard	Reserve	Civilian	SARC	VA/ UVA	SVC/ VLC/ SVP	Sole Duty	Primary Duty	Collateral Duty
Never	5.40%	5.74%	3.50%	4.64%	6.52%	39.54%	2.23%	1.95%	1.60%	43.95%	14.92%	3.80%	11.63%	30.97%	6.16%	2.65%
Rarely	6.10%	7.28%	4.91%	4.57%	5.52%	11.75%	5.35%	4.35%	6.26%	15.63%	15.47%	4.25%	34.35%	29.85%	8.78%	3.36%
Sometimes	9.09%	10.00%	8.39%	5.56%	9.55%	18.05%	8.35%	8.65%	11.35%	15.43%	17.96%	7.43%	28.01%	22.21%	16.28%	7.04%
Often	15.19%	17.27%	16.20%	10.35%	10.08%	13.10%	14.70%	16.93%	27.88%	9.26%	14.29%	15.35%	13.46%	8.46%	29.85%	14.45%
Very Often	64.22%	59.71%	67.00%	74.89%	68.32%	17.56%	69.38%	68.12%	52.91%	15.73%	37.35%	69.16%	12.56%	8.52%	38.94%	72.50%
<i>Unweighted n</i>	<i>4,152</i>	<i>2,349</i>	<i>705</i>	<i>372</i>	<i>646</i>	<i>80</i>	<i>2,682</i>	<i>460</i>	<i>268</i>	<i>742</i>	<i>862</i>	<i>3,232</i>	<i>58</i>	<i>626</i>	<i>436</i>	<i>3,085</i>

TIMESPENTQ: In your role as a(n) **[PIPE using verbatim responses from SRELIG]**, how often are you...?: Having one-on-one conversations with victims, including phone calls

	Total DoD	Service					Status				Role			Duty Type		
	Total DoD	Army	Navy	Marine Corps	Air Force	DoD Agency	Active Duty	National Guard	Reserve	Civilian	SARC	VA/ UVA	SVC/ VLC/ SVP	Sole Duty	Primary Duty	Collateral Duty
Never	0.00%	0.00%	0.00%	0.00%	0.00%	---	0.00%	---	NR	NR	---	---	0.00%	0.00%	0.00%	NR
Rarely	2.79%	0.00%	0.00%	15.18%	0.00%	---	3.00%	---	NR	NR	---	---	2.79%	0.00%	0.00%	NR
Sometimes	3.87%	5.71%	0.00%	9.52%	0.00%	---	0.00%	---	NR	NR	---	---	3.87%	2.16%	18.04%	NR
Often	5.76%	8.11%	0.00%	14.96%	0.00%	---	5.25%	---	NR	NR	---	---	5.76%	3.39%	12.80%	NR
Very Often	87.59%	86.17%	100.00%	60.35%	100.00%	---	91.74%	---	NR	NR	---	---	87.59%	94.45%	69.16%	NR
<i>Unweighted n</i>	<i>58</i>	<i>25</i>	<i>7</i>	<i>11</i>	<i>15</i>	---	<i>52</i>	---	<i>NR</i>	<i>NR</i>	---	---	<i>58</i>	<i>47</i>	<i>7</i>	<i>NR</i>

NOTE: For this question, skip logic was applied as follows: //Ask if SRELIG = "Special Victims' Counsel (SVC)/Victims' Legal Counsel (VLC)/Special Victims' Paralegal (SVP)"/>

TIMESPENTR: In your role as a(n) **[PIPE using verbatim responses from SRELIG]**, how often are you...?: Preparing for the **[CMG_CIT]**

	Total DoD	Service					Status				Role			Duty Type		
	Total DoD	Army	Navy	Marine Corps	Air Force	DoD Agency	Active Duty	National Guard	Reserve	Civilian	SARC	VA/ UVA	SVC/ VLC/ SVP	Sole Duty	Primary Duty	Collateral Duty
Never	22.71%	53.72%	0.00%	15.18%	0.00%	---	23.71%	---	NR	NR	---	---	22.71%	19.04%	12.80%	NR
Rarely	20.65%	34.11%	0.00%	24.48%	13.33%	---	17.14%	---	NR	NR	---	---	20.65%	19.18%	43.65%	NR
Sometimes	19.21%	8.11%	14.29%	45.38%	20.00%	---	19.75%	---	NR	NR	---	---	19.21%	17.71%	28.64%	NR
Often	25.17%	4.06%	71.43%	10.14%	33.33%	---	27.14%	---	NR	NR	---	---	25.17%	28.93%	14.91%	NR
Very Often	12.26%	0.00%	14.29%	4.82%	33.33%	---	12.26%	---	NR	NR	---	---	12.26%	15.14%	0.00%	NR
<i>Unweighted n</i>	<i>58</i>	<i>25</i>	<i>7</i>	<i>11</i>	<i>15</i>	---	<i>52</i>	---	<i>NR</i>	<i>NR</i>	---	---	<i>58</i>	<i>47</i>	<i>7</i>	<i>NR</i>

NOTE: For this question, skip logic was applied as follows: //Ask if SRELIG = "Special Victims' Counsel (SVC)/Victims' Legal Counsel (VLC)/Special Victims' Paralegal (SVP)"/>

TIMESPENTS: In your role as a(n) [PIPE using verbatim responses from SRELIG], how often are you...?: Attending Sexual Assault Forensic Exams (SAFEs)

	Total DoD	Service					Status				Role			Duty Type		
	Total DoD	Army	Navy	Marine Corps	Air Force	DoD Agency	Active Duty	National Guard	Reserve	Civilian	SARC	VA/ UVA	SVC/ VLC/ SVP	Sole Duty	Primary Duty	Collateral Duty
Never	84.01%	87.83%	85.71%	89.86%	73.33%	---	82.76%	---	NR	NR	---	---	84.01%	83.96%	87.20%	NR
Rarely	14.49%	8.11%	14.29%	10.14%	26.67%	---	15.62%	---	NR	NR	---	---	14.49%	16.04%	12.80%	NR
Sometimes	1.51%	4.06%	0.00%	0.00%	0.00%	---	1.62%	---	NR	NR	---	---	1.51%	0.00%	0.00%	NR
Often	0.00%	0.00%	0.00%	0.00%	0.00%	---	0.00%	---	NR	NR	---	---	0.00%	0.00%	0.00%	NR
Very Often	0.00%	0.00%	0.00%	0.00%	0.00%	---	0.00%	---	NR	NR	---	---	0.00%	0.00%	0.00%	NR
Unweighted n	58	25	7	11	15	---	52	---	NR	NR	---	---	58	47	7	NR

NOTE: For this question, skip logic was applied as follows: //Ask if SRELIG = "Special Victims' Counsel (SVC)/Victims' Legal Counsel (VLC)/Special Victims' Paralegal (SVP)"//

TIMESPENTT: In your role as a(n) [PIPE using verbatim responses from SRELIG], how often are you...?: Coordinating with Military Criminal Investigation Organizations (MCIOs)

	Total DoD	Service					Status				Role			Duty Type		
	Total DoD	Army	Navy	Marine Corps	Air Force	DoD Agency	Active Duty	National Guard	Reserve	Civilian	SARC	VA/ UVA	SVC/ VLC/ SVP	Sole Duty	Primary Duty	Collateral Duty
Never	3.67%	0.00%	0.00%	20.00%	0.00%	---	3.00%	---	NR	NR	---	---	3.67%	1.09%	0.00%	NR
Rarely	4.14%	4.06%	0.00%	14.34%	0.00%	---	1.62%	---	NR	NR	---	---	4.14%	3.25%	12.80%	NR
Sometimes	5.01%	4.06%	0.00%	0.00%	13.33%	---	5.40%	---	NR	NR	---	---	5.01%	6.19%	0.00%	NR
Often	27.18%	32.01%	14.29%	40.56%	20.00%	---	26.24%	---	NR	NR	---	---	27.18%	23.53%	30.84%	NR
Very Often	60.00%	59.88%	85.71%	25.10%	66.67%	---	63.73%	---	NR	NR	---	---	60.00%	65.94%	56.35%	NR
Unweighted n	58	25	7	11	15	---	52	---	NR	NR	---	---	58	47	7	NR

NOTE: For this question, skip logic was applied as follows: //Ask if SRELIG = "Special Victims' Counsel (SVC)/Victims' Legal Counsel (VLC)/Special Victims' Paralegal (SVP)"//

TIMESPENTU: In your role as a(n) [PIPE using verbatim responses from SRELIG], how often are you...?: Working with legal partners

	Total DoD	Service					Status				Role			Duty Type		
	Total DoD	Army	Navy	Marine Corps	Air Force	DoD Agency	Active Duty	National Guard	Reserve	Civilian	SARC	VA/ UVA	SVC/ VLC/ SVP	Sole Duty	Primary Duty	Collateral Duty
Never	2.79%	0.00%	0.00%	15.18%	0.00%	---	3.00%	---	NR	NR	---	---	2.79%	0.00%	0.00%	NR
Rarely	2.61%	0.00%	14.29%	0.00%	0.00%	---	2.81%	---	NR	NR	---	---	2.61%	3.22%	0.00%	NR
Sometimes	11.40%	16.23%	0.00%	29.30%	0.00%	---	8.50%	---	NR	NR	---	---	11.40%	12.22%	0.00%	NR
Often	6.87%	4.06%	0.00%	10.14%	13.33%	---	7.41%	---	NR	NR	---	---	6.87%	8.49%	0.00%	NR
Very Often	76.34%	79.72%	85.71%	45.38%	86.67%	---	78.28%	---	NR	NR	---	---	76.34%	76.07%	100.00%	NR
Unweighted n	58	25	7	11	15	---	52	---	NR	NR	---	---	58	47	7	NR

NOTE: For this question, skip logic was applied as follows: //Ask if SRELIG = "Special Victims' Counsel (SVC)/Victims' Legal Counsel (VLC)/Special Victims' Paralegal (SVP)"//

AFTERHOURA: What is the approximate percentage of time you provide direct victim assistance services after duty hours?

	Total DoD	Service					Status				Role			Duty Type		
	Total DoD	Army	Navy	Marine Corps	Air Force	DoD Agency	Active Duty	National Guard	Reserve	Civilian	SARC	VA/ UVA	SVC/ VLC/ SVP	Sole Duty	Primary Duty	Collateral Duty
0%	15.98%	17.52%	17.68%	15.32%	9.33%	9.75%	15.93%	21.79%	19.40%	9.03%	7.25%	17.82%	5.27%	4.47%	10.80%	18.13%
10%	31.08%	30.81%	27.48%	34.68%	36.29%	25.29%	30.39%	39.59%	32.81%	28.20%	27.55%	32.02%	15.15%	24.59%	21.60%	32.99%
20%	15.39%	14.60%	14.30%	16.18%	19.03%	16.95%	14.92%	14.14%	16.32%	20.30%	17.41%	14.85%	25.03%	18.53%	16.92%	14.81%
30%	10.90%	10.54%	11.22%	9.45%	12.00%	15.37%	11.21%	6.54%	8.66%	13.48%	14.18%	10.14%	18.93%	16.00%	16.01%	9.61%
40%	6.70%	6.33%	8.38%	5.10%	5.74%	7.99%	6.65%	4.92%	6.22%	9.14%	9.17%	6.15%	11.72%	10.00%	9.53%	5.95%
50%	5.89%	5.64%	6.97%	5.20%	5.05%	6.87%	6.14%	4.14%	4.70%	5.89%	6.95%	5.66%	7.25%	6.74%	6.34%	5.72%
60%	3.38%	2.94%	3.97%	3.67%	3.45%	2.79%	3.62%	1.40%	2.95%	3.32%	4.13%	3.29%	0.00%	4.48%	3.89%	3.18%
70%	3.51%	3.43%	3.20%	3.15%	4.41%	4.92%	3.73%	1.76%	2.69%	3.61%	5.10%	3.08%	11.18%	5.61%	4.29%	3.14%
80%	2.26%	2.50%	2.25%	1.28%	1.99%	5.46%	2.04%	3.27%	1.62%	3.67%	3.57%	2.02%	1.53%	2.99%	4.39%	1.92%
90%	1.73%	1.97%	1.82%	1.30%	1.03%	3.54%	1.66%	0.99%	3.34%	2.11%	2.20%	1.63%	2.16%	3.33%	2.05%	1.48%
100%	3.18%	3.71%	2.72%	4.67%	1.68%	1.07%	3.70%	1.46%	1.29%	1.25%	2.47%	3.34%	1.78%	3.26%	4.18%	3.06%
Unweighted n	3,313	1,854	540	296	557	66	2,123	336	196	658	792	2,464	57	605	398	2,307

NOTE: For this question, skip logic was applied as follows: //Ask if TIMESPEPTE = "Rarely" OR TIMESPEPTE = "Sometimes" OR TIMESPEPTE = "Often" OR TIMESPEPTE = "Very often"//

AFTERHOURB: What is the approximate percentage of time you have one-on-one conversations with victims after duty hours?

	Total DoD	Service					Status				Role			Duty Type		
	Total DoD	Army	Navy	Marine Corps	Air Force	DoD Agency	Active Duty	National Guard	Reserve	Civilian	SARC	VA/ UVA	SVC/ VLC/ SVP	Sole Duty	Primary Duty	Collateral Duty
0%	20.88%	20.48%	26.25%	17.84%	14.96%	9.55%	21.32%	25.83%	23.52%	10.72%	9.69%	23.31%	3.67%	6.00%	11.05%	23.95%
10%	35.10%	34.84%	32.57%	35.76%	40.07%	34.48%	34.44%	38.29%	38.11%	36.37%	35.14%	35.46%	14.02%	30.76%	31.82%	36.09%
20%	11.62%	11.15%	8.92%	15.05%	15.53%	14.58%	11.43%	9.43%	13.88%	14.13%	15.12%	10.65%	29.32%	17.42%	14.02%	10.58%
30%	7.74%	8.48%	6.60%	7.09%	7.77%	12.49%	7.45%	7.56%	4.58%	12.31%	10.80%	6.97%	18.63%	12.72%	11.57%	6.60%
40%	5.03%	5.17%	5.25%	4.80%	4.33%	6.28%	4.86%	4.18%	4.83%	7.52%	7.28%	4.53%	9.12%	9.45%	6.06%	4.33%
50%	5.90%	6.82%	4.26%	6.68%	5.47%	9.93%	6.12%	4.19%	3.04%	7.22%	8.63%	5.41%	4.11%	8.59%	7.84%	5.33%
60%	2.95%	3.01%	2.96%	3.24%	2.61%	2.47%	2.98%	3.20%	2.30%	2.77%	3.99%	2.67%	7.48%	5.29%	3.42%	2.58%
70%	2.66%	2.19%	3.14%	2.36%	3.15%	6.27%	2.52%	2.09%	3.91%	3.78%	3.23%	2.54%	3.26%	3.28%	3.27%	2.51%
80%	3.17%	2.83%	4.01%	3.64%	2.46%	1.01%	3.51%	2.02%	2.16%	1.79%	2.55%	3.23%	6.88%	3.06%	3.49%	3.15%
90%	1.78%	1.71%	2.07%	0.79%	2.06%	1.86%	1.77%	1.71%	1.59%	1.98%	1.81%	1.77%	1.75%	1.88%	2.48%	1.68%
100%	3.17%	3.33%	3.99%	2.74%	1.59%	1.08%	3.60%	1.52%	2.08%	1.41%	1.77%	3.46%	1.75%	1.54%	4.98%	3.19%
Unweighted n	3,323	1,856	548	298	555	66	2,134	334	195	660	798	2,467	58	611	399	2,309

NOTE: For this question, skip logic was applied as follows: //Ask if TIMESPEPTE = "Rarely" OR TIMESPEPTE = "Sometimes" OR TIMESPEPTE = "Often" OR TIMESPEPTE = "Very often"//

DUTYINFOA: To what extent do you feel...?: Your [PROGRAM_ACRO] duties are clearly communicated to you

	Total DoD	Service					Status				Role			Duty Type		
	Total DoD	Army	Navy	Marine Corps	Air Force	DoD Agency	Active Duty	National Guard	Reserve	Civilian	SARC	VA/ UVA	SVC/ VLC/ SVP	Sole Duty	Primary Duty	Collateral Duty
Very large extent	38.79%	32.96%	42.93%	36.09%	50.96%	35.14%	40.64%	30.27%	28.74%	36.84%	34.78%	39.31%	47.35%	44.41%	33.40%	38.78%
Large extent	33.68%	32.61%	36.03%	35.93%	30.79%	32.62%	33.80%	36.26%	29.77%	32.22%	32.59%	33.93%	27.69%	30.14%	32.92%	34.03%
Moderate extent	17.61%	20.45%	15.11%	19.43%	12.08%	23.42%	16.35%	22.81%	24.01%	19.93%	21.11%	17.07%	16.97%	16.53%	20.98%	17.42%
Small extent	8.32%	11.49%	5.39%	7.44%	5.07%	4.27%	7.82%	9.58%	12.93%	8.62%	9.66%	8.16%	3.94%	6.27%	9.83%	8.40%
Not at all	1.61%	2.50%	0.53%	1.11%	1.09%	4.56%	1.38%	1.08%	4.55%	2.40%	1.86%	1.53%	4.05%	2.64%	2.87%	1.38%
Unweighted n	4,160	2,356	705	372	647	80	2,686	460	268	746	860	3,243	57	625	439	3,091

DUTYINFOB: To what extent do you feel...?: There’s enough time to adequately perform your [PROGRAM_ACRO] duties

	Total DoD	Service					Status				Role			Duty Type		
	Total DoD	Army	Navy	Marine Corps	Air Force	DoD Agency	Active Duty	National Guard	Reserve	Civilian	SARC	VA/ UVA	SVC/ VLC/ SVP	Sole Duty	Primary Duty	Collateral Duty
Very large extent	24.10%	19.45%	29.63%	18.49%	31.55%	23.32%	25.36%	19.30%	14.80%	23.40%	18.32%	25.01%	24.17%	29.47%	21.05%	23.78%
Large extent	25.63%	23.12%	28.22%	27.86%	26.66%	27.29%	25.53%	27.61%	21.76%	27.09%	20.60%	26.35%	31.46%	27.09%	28.42%	25.25%
Moderate extent	27.48%	27.72%	28.42%	27.49%	24.94%	26.08%	27.42%	26.99%	29.83%	27.05%	24.62%	27.98%	23.87%	22.90%	28.53%	27.85%
Small extent	16.12%	20.91%	9.47%	18.44%	12.87%	15.42%	15.33%	20.74%	23.74%	13.50%	23.74%	14.97%	12.10%	12.77%	13.97%	16.68%
Not at all	6.66%	8.80%	4.26%	7.72%	3.98%	7.90%	6.36%	5.36%	9.88%	8.96%	12.73%	5.69%	8.40%	7.77%	8.03%	6.43%
Unweighted n	4,156	2,352	706	371	647	80	2,682	460	268	746	858	3,241	57	624	439	3,088

DUTYINFOC: To what extent do you feel...?: There’s enough money to adequately perform your [PROGRAM_ACRO] duties

	Total DoD	Service					Status				Role			Duty Type		
	Total DoD	Army	Navy	Marine Corps	Air Force	DoD Agency	Active Duty	National Guard	Reserve	Civilian	SARC	VA/ UVA	SVC/ VLC/ SVP	Sole Duty	Primary Duty	Collateral Duty
Very large extent	20.46%	15.23%	25.25%	18.43%	29.50%	8.98%	22.15%	17.82%	13.35%	11.52%	12.09%	21.68%	28.73%	15.45%	15.75%	21.38%
Large extent	23.99%	20.38%	25.29%	28.52%	29.80%	21.43%	24.54%	26.54%	19.57%	18.69%	18.07%	24.96%	21.84%	16.65%	22.66%	24.93%
Moderate extent	27.89%	27.28%	29.53%	30.82%	24.32%	31.08%	28.05%	29.58%	27.38%	24.72%	23.36%	28.58%	30.67%	23.83%	25.50%	28.54%
Small extent	16.09%	21.25%	11.43%	12.20%	11.17%	26.84%	15.03%	15.78%	23.70%	21.81%	23.76%	14.86%	17.22%	20.56%	18.19%	15.43%
Not at all	11.57%	15.86%	8.50%	10.04%	5.20%	11.67%	10.23%	10.28%	15.99%	23.27%	22.72%	9.92%	1.53%	23.51%	17.90%	9.72%
Unweighted n	4,150	2,352	701	370	647	80	2,677	460	267	746	859	3,234	57	625	439	3,081

DUTYINFOD: To what extent do you feel...?: There’s enough manpower to adequately perform your [PROGRAM_ACRO] duties

	Total DoD	Service					Status				Role			Duty Type		
	Total DoD	Army	Navy	Marine Corps	Air Force	DoD Agency	Active Duty	National Guard	Reserve	Civilian	SARC	VA/ UVA	SVC/ VLC/ SVP	Sole Duty	Primary Duty	Collateral Duty
Very large extent	17.19%	13.87%	21.69%	14.73%	20.49%	14.88%	18.39%	14.17%	9.72%	13.86%	10.78%	18.23%	15.29%	14.97%	15.35%	17.57%
Large extent	19.91%	17.21%	23.33%	17.70%	23.15%	18.77%	19.99%	22.38%	17.29%	18.13%	13.31%	21.01%	15.09%	16.62%	16.53%	20.57%
Moderate extent	27.76%	26.39%	27.50%	33.60%	28.70%	24.88%	27.93%	30.45%	23.23%	26.10%	24.05%	28.32%	29.49%	26.94%	25.90%	28.01%
Small extent	22.17%	25.45%	18.46%	22.47%	19.13%	21.61%	21.56%	21.31%	33.39%	21.46%	26.07%	21.52%	25.10%	20.35%	23.30%	22.29%
Not at all	12.97%	17.09%	9.02%	11.50%	8.54%	19.86%	12.13%	11.68%	16.37%	20.45%	25.80%	10.91%	15.03%	21.12%	18.93%	11.55%
Unweighted n	4,159	2,355	705	372	647	80	2,685	460	268	746	860	3,242	57	625	440	3,089

WORKSATA: To what extent do you agree or disagree with the following statements about the [PROGRAM_ACRO] work you do at your workplace?: Your work provides you with a sense of pride

	Total DoD	Service					Status				Role			Duty Type		
	Total DoD	Army	Navy	Marine Corps	Air Force	DoD Agency	Active Duty	National Guard	Reserve	Civilian	SARC	VA/ UVA	SVC/ VLC/ SVP	Sole Duty	Primary Duty	Collateral Duty
Strongly agree	54.67%	54.13%	54.15%	44.47%	64.80%	49.46%	55.01%	49.60%	50.96%	59.54%	61.47%	53.65%	49.73%	68.08%	56.40%	53.06%
Agree	33.91%	34.53%	35.36%	38.39%	25.73%	36.16%	33.60%	38.90%	37.03%	29.11%	27.97%	34.79%	38.61%	23.53%	33.67%	35.03%
Neither agree nor disagree	8.73%	8.29%	7.87%	14.16%	7.88%	12.44%	8.70%	9.30%	8.61%	8.49%	6.58%	9.11%	5.80%	5.30%	8.41%	9.14%
Disagree	1.85%	2.28%	1.70%	1.92%	0.81%	0.88%	1.81%	1.13%	2.69%	2.43%	3.00%	1.61%	5.87%	2.06%	0.58%	1.95%
Strongly disagree	0.85%	0.77%	0.93%	1.06%	0.77%	1.06%	0.87%	1.07%	0.71%	0.44%	0.97%	0.84%	0.00%	1.02%	0.94%	0.82%
Unweighted n	4,143	2,345	705	369	645	79	2,674	457	268	744	859	3,226	58	625	437	3,076

WORKSATB: To what extent do you agree or disagree with the following statements about the [PROGRAM_ACRO] work you do at your workplace?: Your work makes good use of your skills

	Total DoD	Service					Status				Role			Duty Type		
	Total DoD	Army	Navy	Marine Corps	Air Force	DoD Agency	Active Duty	National Guard	Reserve	Civilian	SARC	VA/ UVA	SVC/ VLC/ SVP	Sole Duty	Primary Duty	Collateral Duty
Strongly agree	46.10%	46.80%	43.76%	38.97%	53.74%	44.37%	46.21%	42.75%	42.78%	51.21%	53.50%	45.17%	26.79%	59.55%	49.59%	44.32%
Agree	37.35%	36.63%	40.53%	38.41%	32.21%	40.00%	37.62%	38.17%	39.63%	32.03%	32.63%	38.10%	37.33%	27.37%	36.88%	38.45%
Neither agree nor disagree	10.99%	9.97%	11.51%	16.15%	9.64%	10.10%	10.95%	13.01%	11.33%	8.83%	7.62%	11.39%	21.64%	6.15%	7.98%	11.81%
Disagree	3.99%	4.89%	2.48%	4.70%	3.62%	5.53%	3.57%	5.20%	5.26%	5.89%	5.32%	3.73%	7.32%	4.88%	3.39%	3.96%
Strongly disagree	1.57%	1.71%	1.71%	1.78%	0.79%	0.00%	1.64%	0.87%	1.00%	2.03%	0.93%	1.60%	6.93%	2.05%	2.16%	1.47%
Unweighted n	4,134	2,342	703	368	643	78	2,667	457	268	742	858	3,219	57	623	437	3,069

WORKSATC: To what extent do you agree or disagree with the following statements about the [PROGRAM_ACRO] work you do at your workplace?: You like the kind of work you do

	Total DoD	Service					Status				Role			Duty Type		
	Total DoD	Army	Navy	Marine Corps	Air Force	DoD Agency	Active Duty	National Guard	Reserve	Civilian	SARC	VA/ UVA	SVC/ VLC/ SVP	Sole Duty	Primary Duty	Collateral Duty
Strongly agree	49.87%	51.51%	46.94%	39.18%	57.94%	52.01%	48.90%	46.85%	52.35%	61.29%	58.98%	48.80%	20.89%	66.05%	56.29%	47.51%
Agree	37.00%	36.11%	40.87%	36.32%	32.33%	38.05%	37.44%	40.04%	37.54%	28.77%	29.25%	37.98%	56.07%	25.36%	33.76%	38.55%
Neither agree nor disagree	9.61%	8.61%	9.68%	16.13%	8.16%	9.12%	10.04%	9.24%	6.69%	7.77%	7.66%	9.87%	13.40%	4.91%	9.27%	10.16%
Disagree	2.37%	2.71%	1.20%	6.07%	1.24%	0.00%	2.45%	2.32%	2.15%	1.77%	3.08%	2.23%	4.52%	2.44%	0.33%	2.56%
Strongly disagree	1.15%	1.07%	1.30%	2.29%	0.32%	0.82%	1.17%	1.55%	1.27%	0.42%	1.03%	1.12%	5.12%	1.24%	0.35%	1.22%
Unweighted n	4,133	2,339	704	368	643	79	2,667	456	268	742	856	3,219	58	625	436	3,067

WORKSATD: To what extent do you agree or disagree with the following statements about the [PROGRAM_ACRO] work you do at your workplace?: Your job gives you the chance to acquire valuable skills

	Total DoD	Service					Status				Role			Duty Type		
	Total DoD	Army	Navy	Marine Corps	Air Force	DoD Agency	Active Duty	National Guard	Reserve	Civilian	SARC	VA/ UVA	SVC/ VLC/ SVP	Sole Duty	Primary Duty	Collateral Duty
Strongly agree	48.49%	48.33%	46.94%	39.16%	58.86%	45.01%	48.91%	45.75%	49.35%	46.72%	50.42%	48.60%	16.60%	54.16%	49.40%	47.77%
Agree	36.72%	36.39%	39.23%	40.63%	30.10%	33.78%	37.05%	40.18%	32.13%	32.68%	33.97%	36.90%	55.86%	30.76%	34.67%	37.58%
Neither agree nor disagree	10.96%	10.88%	10.14%	15.64%	9.13%	18.46%	10.45%	10.47%	14.98%	13.76%	9.97%	11.07%	14.41%	9.24%	11.40%	11.08%
Disagree	2.66%	3.23%	2.17%	3.60%	1.35%	0.00%	2.43%	2.69%	1.98%	5.34%	4.32%	2.31%	8.99%	4.18%	2.91%	2.48%
Strongly disagree	1.18%	1.18%	1.51%	0.97%	0.57%	2.75%	1.15%	0.91%	1.56%	1.50%	1.31%	1.12%	4.14%	1.65%	1.61%	1.09%
Unweighted n	4,141	2,345	704	369	644	79	2,673	457	268	743	858	3,225	58	625	437	3,074

WORKSATE: To what extent do you agree or disagree with the following statements about the [PROGRAM_ACRO] work you do at your workplace?: Your present assignment is good for your career

	Total DoD	Service					Status				Role			Duty Type		
	Total DoD	Army	Navy	Marine Corps	Air Force	DoD Agency	Active Duty	National Guard	Reserve	Civilian	SARC	VA/ UVA	SVC/ VLC/ SVP	Sole Duty	Primary Duty	Collateral Duty
Strongly agree	39.62%	40.49%	37.27%	36.00%	44.46%	34.42%	39.29%	41.94%	42.69%	38.11%	39.58%	39.90%	17.88%	39.76%	44.06%	39.12%
Agree	34.24%	34.13%	38.21%	30.46%	29.62%	27.43%	34.37%	38.74%	35.24%	27.16%	25.17%	35.55%	44.80%	24.32%	31.95%	35.52%
Neither agree nor disagree	18.84%	17.69%	17.85%	24.62%	20.06%	25.65%	18.97%	13.08%	18.90%	24.07%	21.46%	18.36%	23.95%	21.30%	16.40%	18.85%
Disagree	4.73%	4.53%	4.41%	6.51%	4.48%	10.10%	4.69%	4.06%	1.89%	7.92%	7.48%	4.22%	10.98%	7.69%	4.59%	4.44%
Strongly disagree	2.56%	3.17%	2.27%	2.40%	1.38%	2.40%	2.68%	2.19%	1.27%	2.74%	6.31%	1.97%	2.39%	6.93%	2.99%	2.07%
Unweighted n	4,143	2,345	704	369	646	79	2,674	457	268	744	858	3,227	58	625	438	3,075

WORKSATF: To what extent do you agree or disagree with the following statements about the [PROGRAM_ACRO] work you do at your workplace?: You are satisfied with your job as a whole

	Total DoD	Service					Status				Role			Duty Type		
	Total DoD	Army	Navy	Marine Corps	Air Force	DoD Agency	Active Duty	National Guard	Reserve	Civilian	SARC	VA/ UVA	SVC/ VLC/ SVP	Sole Duty	Primary Duty	Collateral Duty
Strongly agree	40.74%	41.02%	39.17%	33.58%	48.51%	32.61%	41.29%	39.04%	39.59%	37.89%	40.40%	40.98%	26.47%	46.55%	41.60%	39.99%
Agree	38.89%	37.85%	41.41%	40.32%	35.68%	45.22%	38.54%	40.60%	44.70%	36.40%	35.40%	39.32%	48.85%	31.59%	39.12%	39.66%
Neither agree nor disagree	14.02%	14.52%	13.47%	17.55%	11.24%	12.07%	14.03%	15.13%	10.87%	14.85%	15.18%	13.88%	10.81%	13.36%	13.26%	14.19%
Disagree	4.30%	4.84%	3.57%	5.50%	3.01%	8.22%	4.05%	3.23%	3.99%	8.33%	6.58%	3.84%	12.12%	6.93%	3.57%	4.11%
Strongly disagree	2.04%	1.77%	2.37%	3.06%	1.56%	1.89%	2.08%	2.00%	0.86%	2.52%	2.44%	1.99%	1.75%	1.57%	2.46%	2.06%
Unweighted n	4,140	2,344	703	369	645	79	2,673	457	268	742	858	3,224	58	625	437	3,073

WORKEFFA: To what extent do you agree or disagree with the following statements about the effectiveness of your Sexual Assault Response workgroup?: The amount of output in my response workgroup is very high

	Total DoD	Service					Status				Role			Duty Type		
	Total DoD	Army	Navy	Marine Corps	Air Force	DoD Agency	Active Duty	National Guard	Reserve	Civilian	SARC	VA/ UVA	SVC/ VLC/ SVP	Sole Duty	Primary Duty	Collateral Duty
Strongly agree	20.57%	19.32%	20.51%	14.99%	28.36%	22.85%	21.28%	14.69%	13.24%	25.15%	22.50%	20.08%	35.33%	29.96%	21.72%	19.46%
Agree	37.56%	38.39%	39.76%	30.97%	35.08%	37.08%	37.32%	35.76%	43.85%	37.63%	39.88%	37.16%	39.67%	40.52%	46.12%	36.39%
Neither agree nor disagree	35.21%	35.38%	33.07%	46.29%	31.31%	34.16%	35.10%	41.32%	35.81%	28.92%	29.66%	36.21%	25.00%	24.38%	25.86%	37.27%
Disagree	4.47%	4.70%	4.53%	5.57%	2.94%	3.17%	4.18%	5.86%	5.69%	4.96%	5.48%	4.37%	0.00%	3.82%	3.22%	4.67%
Strongly disagree	2.20%	2.21%	2.12%	2.18%	2.31%	2.74%	2.12%	2.36%	1.41%	3.34%	2.47%	2.18%	0.00%	1.32%	3.08%	2.21%
Unweighted n	4,147	2,344	705	371	647	80	2,678	459	265	745	861	3,232	54	625	439	3,077

WORKEFFB: To what extent do you agree or disagree with the following statements about the effectiveness of your Sexual Assault Response workgroup?: The quality of the output of my response workgroup is very high

	Total DoD	Service					Status				Role			Duty Type		
	Total DoD	Army	Navy	Marine Corps	Air Force	DoD Agency	Active Duty	National Guard	Reserve	Civilian	SARC	VA/ UVA	SVC/ VLC/ SVP	Sole Duty	Primary Duty	Collateral Duty
Strongly agree	22.49%	21.24%	21.80%	16.29%	32.19%	21.65%	23.16%	17.97%	15.00%	26.01%	22.80%	22.29%	34.65%	31.99%	22.47%	21.48%
Agree	39.29%	38.33%	43.66%	32.44%	37.93%	44.23%	39.40%	35.70%	43.99%	39.09%	41.60%	38.86%	44.46%	42.16%	46.25%	38.30%
Neither agree nor disagree	32.78%	33.96%	29.90%	45.47%	26.31%	29.32%	32.47%	39.53%	35.16%	26.59%	27.61%	33.77%	19.28%	20.78%	25.62%	34.76%
Disagree	3.62%	4.42%	3.02%	4.23%	1.94%	2.06%	3.26%	4.62%	4.43%	5.43%	5.85%	3.29%	1.61%	3.86%	3.14%	3.64%
Strongly disagree	1.82%	2.04%	1.62%	1.57%	1.63%	2.74%	1.70%	2.17%	1.41%	2.87%	2.14%	1.79%	0.00%	1.22%	2.52%	1.82%
Unweighted n	4,145	2,343	705	370	647	80	2,677	459	265	744	861	3,230	54	625	438	3,076

WORKEFFC: To what extent do you agree or disagree with the following statements about the effectiveness of your Sexual Assault Response workgroup?: When high-priority work arises, such as short suspenses, crash programs (e.g., crash reports, short

	Total DoD	Service					Status				Role			Duty Type		
	Total DoD	Army	Navy	Marine Corps	Air Force	DoD Agency	Active Duty	National Guard	Reserve	Civilian	SARC	VA/ UVA	SVC/ VLC/ SVP	Sole Duty	Primary Duty	Collateral Duty
Strongly agree	24.20%	22.47%	22.91%	19.42%	35.79%	20.97%	24.90%	18.80%	16.52%	28.56%	25.65%	23.71%	44.86%	35.75%	23.17%	23.07%
Agree	36.34%	36.71%	38.29%	34.13%	32.29%	43.59%	36.10%	38.95%	36.57%	35.65%	37.73%	36.11%	37.47%	36.33%	39.62%	36.02%
Neither agree nor disagree	33.94%	33.77%	34.38%	42.59%	27.76%	31.00%	33.84%	37.48%	40.58%	26.32%	26.44%	35.33%	17.67%	21.01%	28.62%	35.81%
Disagree	3.62%	4.77%	3.00%	1.68%	2.73%	1.87%	3.27%	3.50%	5.29%	6.13%	6.99%	3.13%	0.00%	4.70%	5.93%	3.29%
Strongly disagree	1.90%	2.28%	1.42%	2.18%	1.44%	2.57%	1.89%	1.27%	1.04%	3.33%	3.19%	1.72%	0.00%	2.21%	2.66%	1.80%
Unweighted n	4,143	2,342	704	370	647	80	2,676	459	265	743	861	3,228	54	624	438	3,075

WORKEFFD: To what extent do you agree or disagree with the following statements about the effectiveness of your Sexual Assault Response workgroup?: My response workgroup always gets maximum output from available resources like personnel and

	Total DoD	Service					Status				Role			Duty Type		
	Total DoD	Army	Navy	Marine Corps	Air Force	DoD Agency	Active Duty	National Guard	Reserve	Civilian	SARC	VA/ UVA	SVC/ VLC/ SVP	Sole Duty	Primary Duty	Collateral Duty
Strongly agree	20.46%	19.45%	20.49%	15.07%	27.59%	16.18%	21.24%	16.39%	13.44%	22.06%	19.40%	20.44%	35.05%	28.64%	18.23%	19.79%
Agree	36.28%	34.92%	40.63%	32.87%	34.09%	36.90%	36.44%	37.12%	38.38%	32.33%	36.36%	36.33%	31.84%	34.10%	41.37%	36.02%
Neither agree nor disagree	35.19%	35.87%	33.13%	44.41%	30.77%	35.22%	34.83%	39.06%	39.73%	31.27%	31.41%	35.87%	28.18%	26.58%	30.77%	36.55%
Disagree	5.65%	7.17%	3.94%	3.93%	5.41%	7.75%	5.13%	5.71%	5.93%	10.63%	8.77%	5.17%	4.16%	8.88%	7.15%	5.15%
Strongly disagree	2.42%	2.60%	1.81%	3.72%	2.14%	3.94%	2.37%	1.73%	2.52%	3.71%	4.06%	2.19%	0.77%	1.80%	2.48%	2.49%
Unweighted n	4,142	2,339	705	371	647	80	2,676	458	265	743	861	3,227	54	624	437	3,075

WORKEFFE: To what extent do you agree or disagree with the following statements about the effectiveness of your Sexual Assault Response workgroup?: My response workgroup's performance in comparison to similar workgroups is very high

	Total DoD	Service					Status				Role			Duty Type		
	Total DoD	Army	Navy	Marine Corps	Air Force	DoD Agency	Active Duty	National Guard	Reserve	Civilian	SARC	VA/ UVA	SVC/ VLC/ SVP	Sole Duty	Primary Duty	Collateral Duty
Strongly agree	20.75%	20.45%	19.55%	15.84%	27.77%	18.10%	21.30%	15.09%	14.80%	25.84%	21.85%	20.36%	38.38%	34.11%	19.79%	19.43%
Agree	34.39%	33.36%	39.42%	28.10%	31.67%	37.06%	34.57%	34.20%	36.41%	31.47%	35.89%	34.19%	31.68%	33.04%	40.96%	33.89%
Neither agree nor disagree	39.00%	39.83%	35.45%	49.42%	36.31%	39.29%	38.54%	45.18%	42.02%	34.50%	35.08%	39.74%	29.93%	27.32%	33.05%	40.82%
Disagree	3.86%	4.36%	3.76%	3.91%	2.54%	2.98%	3.64%	4.02%	5.50%	4.78%	4.65%	3.78%	0.00%	4.25%	3.78%	3.84%
Strongly disagree	1.99%	2.01%	1.81%	2.73%	1.72%	2.57%	1.95%	1.50%	1.27%	3.40%	2.52%	1.93%	0.00%	1.28%	2.42%	2.02%
Unweighted n	4,140	2,340	704	371	645	80	2,674	459	265	742	860	3,226	54	624	438	3,072

PREVCOMPA: To what extent are you confident in your ability to...?: Describe and explain sexual assault as a major public health problem

	Total DoD	Service					Status				Role			Duty Type		
	Total DoD	Army	Navy	Marine Corps	Air Force	DoD Agency	Active Duty	National Guard	Reserve	Civilian	SARC	VA/ UVA	SVC/ VLC/ SVP	Sole Duty	Primary Duty	Collateral Duty
Very confident	44.98%	44.87%	43.36%	40.78%	50.42%	63.03%	44.67%	35.56%	38.48%	63.26%	61.09%	42.21%	62.32%	66.12%	55.22%	41.81%
Confident	46.49%	46.58%	47.91%	49.49%	42.25%	30.33%	46.55%	55.76%	52.06%	31.58%	34.26%	48.63%	30.34%	28.89%	39.09%	49.00%
Neither confident nor unconfident	7.09%	6.95%	7.30%	8.22%	6.48%	4.05%	7.30%	7.16%	8.33%	4.00%	3.61%	7.63%	7.34%	4.27%	4.48%	7.65%
Unconfident	1.11%	1.40%	1.08%	0.60%	0.63%	1.21%	1.13%	1.52%	0.72%	0.78%	0.81%	1.17%	0.00%	0.71%	0.83%	1.18%
Very unconfident	0.33%	0.19%	0.36%	0.92%	0.22%	1.39%	0.35%	0.00%	0.42%	0.38%	0.23%	0.35%	0.00%	0.00%	0.38%	0.36%
Unweighted n	4,161	2,352	707	372	651	79	2,687	459	268	747	861	3,243	57	628	439	3,088

PREVCOMPB: To what extent are you confident in your ability to...?: Access, interpret, use, and present sexual assault data

	Total DoD	Service					Status				Role			Duty Type		
	Total DoD	Army	Navy	Marine Corps	Air Force	DoD Agency	Active Duty	National Guard	Reserve	Civilian	SARC	VA/ UVA	SVC/ VLC/ SVP	Sole Duty	Primary Duty	Collateral Duty
Very confident	34.38%	35.57%	32.29%	28.47%	37.98%	51.03%	33.27%	29.89%	31.05%	52.91%	47.98%	32.20%	36.78%	51.95%	46.98%	31.34%
Confident	47.03%	47.07%	49.65%	47.05%	41.98%	40.49%	46.98%	52.96%	50.26%	38.48%	40.76%	48.08%	41.96%	39.04%	41.13%	48.40%
Neither confident nor unconfident	13.97%	12.46%	13.99%	17.96%	16.39%	5.89%	15.00%	10.48%	14.61%	7.07%	7.76%	14.87%	19.75%	7.98%	9.08%	15.07%
Unconfident	3.81%	4.26%	3.24%	5.01%	2.86%	1.21%	3.91%	5.54%	3.66%	0.89%	2.66%	4.02%	1.52%	1.03%	1.84%	4.29%
Very unconfident	0.82%	0.65%	0.83%	1.51%	0.79%	1.39%	0.82%	1.13%	0.42%	0.65%	0.84%	0.82%	0.00%	0.00%	0.97%	0.89%
Unweighted n	4,158	2,350	706	372	651	79	2,687	458	267	746	861	3,240	57	628	438	3,086

PREVCOMPC: To what extent are you confident in your ability to...?: Design, tailor, and implement sexual assault prevention activities

	Total DoD	Service					Status				Role			Duty Type		
	Total DoD	Army	Navy	Marine Corps	Air Force	DoD Agency	Active Duty	National Guard	Reserve	Civilian	SARC	VA/ UVA	SVC/ VLC/ SVP	Sole Duty	Primary Duty	Collateral Duty
Very confident	29.37%	32.25%	26.54%	22.78%	29.69%	44.35%	28.69%	23.42%	25.70%	45.48%	40.61%	27.61%	28.25%	47.38%	40.97%	26.37%
Confident	46.71%	47.64%	46.88%	44.86%	45.20%	39.79%	46.38%	55.55%	50.59%	37.35%	42.94%	47.42%	37.87%	34.35%	45.47%	48.14%
Neither confident nor unconfident	18.43%	15.02%	21.50%	24.35%	19.20%	12.19%	19.40%	14.72%	19.50%	12.07%	10.78%	19.53%	26.18%	13.16%	12.02%	19.61%
Unconfident	4.86%	4.64%	4.45%	6.79%	5.22%	2.28%	4.88%	6.09%	3.57%	4.24%	4.72%	4.88%	5.19%	4.71%	1.10%	5.22%
Very unconfident	0.62%	0.44%	0.63%	1.21%	0.70%	1.39%	0.64%	0.23%	0.64%	0.85%	0.94%	0.55%	2.51%	0.40%	0.44%	0.67%
Unweighted n	4,161	2,352	707	372	651	79	2,687	459	268	747	861	3,243	57	629	439	3,087

PREVCOMPD: To what extent are you confident in your ability to...?: Evaluate sexual assault prevention activities

	Total DoD	Service					Status				Role			Duty Type		
	Total DoD	Army	Navy	Marine Corps	Air Force	DoD Agency	Active Duty	National Guard	Reserve	Civilian	SARC	VA/ UVA	SVC/ VLC/ SVP	Sole Duty	Primary Duty	Collateral Duty
Very confident	29.91%	31.71%	28.01%	23.67%	31.93%	37.02%	29.66%	22.83%	24.12%	44.46%	40.50%	28.20%	32.63%	46.23%	41.90%	27.04%
Confident	47.68%	49.41%	48.96%	44.77%	41.98%	42.64%	47.55%	54.89%	53.85%	36.56%	41.17%	48.70%	48.63%	35.14%	42.42%	49.51%
Neither confident nor unconfident	17.92%	14.85%	18.95%	23.17%	21.99%	15.81%	18.46%	18.34%	16.93%	12.66%	11.78%	18.93%	14.41%	13.26%	13.88%	18.78%
Unconfident	3.70%	3.26%	3.41%	7.07%	3.40%	3.15%	3.57%	3.52%	3.93%	5.07%	5.20%	3.49%	1.86%	4.33%	1.03%	3.90%
Very unconfident	0.79%	0.77%	0.68%	1.31%	0.70%	1.39%	0.76%	0.42%	1.18%	1.26%	1.36%	0.68%	2.48%	1.04%	0.76%	0.77%
Unweighted n	4,158	2,352	706	371	650	79	2,684	459	268	747	860	3,240	58	628	439	3,085

PREVCOMPE: To what extent are you confident in your ability to...?: Build and manage sexual assault prevention programs

	Total DoD	Service					Status				Role			Duty Type		
	Total DoD	Army	Navy	Marine Corps	Air Force	DoD Agency	Active Duty	National Guard	Reserve	Civilian	SARC	VA/ UVA	SVC/ VLC/ SVP	Sole Duty	Primary Duty	Collateral Duty
Very confident	26.16%	28.40%	24.57%	20.59%	25.32%	40.16%	25.59%	18.75%	23.21%	42.29%	39.60%	24.08%	22.61%	43.42%	38.34%	23.17%
Confident	41.96%	44.05%	42.01%	41.66%	35.86%	35.23%	41.52%	49.45%	46.56%	34.64%	38.93%	42.48%	38.40%	35.77%	40.58%	42.73%
Neither confident nor unconfident	23.72%	20.80%	25.60%	25.12%	28.40%	19.55%	24.39%	24.03%	23.46%	16.82%	14.56%	25.09%	29.41%	15.22%	18.53%	25.14%
Unconfident	6.79%	5.57%	6.47%	10.18%	9.11%	3.67%	7.02%	7.09%	5.59%	4.95%	5.65%	6.96%	7.11%	4.88%	1.39%	7.52%
Very unconfident	1.38%	1.18%	1.35%	2.45%	1.31%	1.39%	1.48%	0.68%	1.18%	1.30%	1.26%	1.38%	2.48%	0.72%	1.16%	1.44%
Unweighted n	4,156	2,351	706	371	649	79	2,686	456	268	746	860	3,238	58	628	439	3,083

PREVCOMPF: To what extent are you confident in your ability to...?: Disseminate information related to sexual assault prevention to Service members, other military and civilian professionals, key policy makers, and military leaders up the chain of command

	Total DoD	Service					Status				Role			Duty Type		
	Total DoD	Army	Navy	Marine Corps	Air Force	DoD Agency	Active Duty	National Guard	Reserve	Civilian	SARC	VA/ UVA	SVC/ VLC/ SVP	Sole Duty	Primary Duty	Collateral Duty
Very confident	44.36%	45.00%	42.66%	40.37%	47.91%	55.00%	44.16%	35.46%	37.20%	61.38%	58.92%	41.90%	56.44%	63.87%	54.23%	41.39%
Confident	44.40%	44.37%	44.06%	48.52%	42.62%	38.93%	44.19%	54.16%	51.41%	30.56%	33.86%	46.18%	35.68%	29.91%	39.92%	46.33%
Neither confident nor unconfident	9.15%	8.41%	11.17%	8.46%	8.29%	3.13%	9.59%	8.48%	9.06%	5.57%	4.78%	9.88%	6.02%	4.12%	4.95%	10.07%
Unconfident	1.71%	1.84%	1.75%	1.74%	1.18%	1.54%	1.70%	1.68%	1.98%	1.62%	1.86%	1.68%	1.86%	1.85%	0.81%	1.78%
Very unconfident	0.38%	0.38%	0.37%	0.92%	0.00%	1.41%	0.36%	0.23%	0.35%	0.87%	0.58%	0.36%	0.00%	0.25%	0.10%	0.43%
Unweighted n	4,162	2,354	707	372	651	78	2,689	459	268	746	860	3,244	58	628	439	3,089

PREVCOMPG: To what extent are you confident in your ability to...?: Foster change related to sexual assault prevention through policy, enforcement, advocacy, and education

	Total DoD	Service					Status				Role			Duty Type		
	Total DoD	Army	Navy	Marine Corps	Air Force	DoD Agency	Active Duty	National Guard	Reserve	Civilian	SARC	VA/ UVA	SVC/ VLC/ SVP	Sole Duty	Primary Duty	Collateral Duty
Very confident	37.15%	40.63%	33.40%	29.11%	39.14%	40.77%	37.41%	28.18%	33.41%	47.34%	49.13%	35.33%	31.48%	52.12%	47.75%	34.58%
Confident	46.76%	46.89%	47.80%	45.62%	45.31%	42.50%	46.52%	53.79%	54.12%	36.15%	38.52%	48.16%	39.38%	35.83%	40.86%	48.43%
Neither confident nor unconfident	12.51%	9.38%	14.55%	19.76%	13.14%	13.95%	12.60%	13.98%	8.31%	12.84%	7.99%	13.18%	16.40%	8.43%	8.48%	13.35%
Unconfident	2.65%	2.36%	3.38%	3.45%	1.59%	1.39%	2.58%	2.92%	3.39%	2.50%	3.00%	2.49%	10.27%	3.00%	1.35%	2.74%
Very unconfident	0.93%	0.74%	0.87%	2.06%	0.82%	1.39%	0.89%	1.13%	0.76%	1.16%	1.36%	0.84%	2.48%	0.61%	1.55%	0.90%
Unweighted n	4,162	2,354	706	372	651	79	2,687	459	268	748	861	3,243	58	629	439	3,088

PREVCOMPH: To what extent are you confident in your ability to...?: Maintain and further develop competency as a sexual assault prevention professional

	Total DoD	Service					Status				Role			Duty Type		
	Total DoD	Army	Navy	Marine Corps	Air Force	DoD Agency	Active Duty	National Guard	Reserve	Civilian	SARC	VA/ UVA	SVC/ VLC/ SVP	Sole Duty	Primary Duty	Collateral Duty
Very confident	40.44%	42.57%	36.72%	33.14%	45.79%	49.94%	40.27%	33.32%	33.73%	54.86%	54.97%	38.01%	51.94%	59.61%	51.01%	37.44%
Confident	47.61%	47.10%	49.08%	49.92%	45.15%	38.92%	47.72%	54.75%	51.90%	35.45%	37.34%	49.27%	44.33%	34.13%	42.49%	49.49%
Neither confident nor unconfident	9.48%	7.64%	12.23%	12.78%	7.56%	6.97%	9.67%	8.51%	10.76%	7.74%	5.28%	10.24%	1.51%	4.72%	4.87%	10.42%
Unconfident	1.85%	2.20%	1.50%	2.94%	0.77%	1.39%	1.74%	2.93%	2.84%	1.07%	1.93%	1.85%	1.51%	1.36%	0.33%	2.05%
Very unconfident	0.61%	0.49%	0.48%	1.22%	0.73%	2.78%	0.59%	0.49%	0.76%	0.89%	0.48%	0.63%	0.72%	0.18%	1.30%	0.60%
Unweighted n	4,160	2,352	707	372	650	79	2,686	459	268	747	858	3,244	58	628	439	3,087

TRAINTIMEA: In the past 12 months, how much time have you devoted to teaching sexual assault prevention in the following trainings?: Mandatory training (provided to the units)

	Total DoD	Service					Status				Role			Duty Type		
	Total DoD	Army	Navy	Marine Corps	Air Force	DoD Agency	Active Duty	National Guard	Reserve	Civilian	SARC	VA/ UVA	SVC/ VLC/ SVP	Sole Duty	Primary Duty	Collateral Duty
None of the training time	9.81%	6.17%	10.89%	7.06%	20.26%	21.14%	9.58%	12.30%	5.42%	12.30%	2.94%	10.74%	21.47%	7.12%	1.77%	10.84%
Less than 25% of the training time	28.81%	27.81%	28.88%	27.27%	33.23%	23.45%	27.98%	42.36%	25.73%	23.95%	21.80%	29.64%	51.01%	22.69%	16.38%	30.70%
25–50% of the training time	29.59%	30.39%	28.90%	30.86%	27.94%	23.68%	29.97%	25.73%	29.94%	29.82%	32.03%	29.36%	17.11%	33.03%	35.23%	28.66%
More than 50% of the training time	31.80%	35.63%	31.33%	34.81%	18.57%	31.73%	32.47%	19.61%	38.91%	33.93%	43.23%	30.26%	10.41%	37.16%	46.61%	29.79%
Unweighted n	4,155	2,351	705	370	650	79	2,682	458	268	747	860	3,238	57	628	439	3,082

TRAINTIMEB: In the past 12 months, how much time have you devoted to teaching sexual assault prevention in the following trainings?: Outreach activities (e.g., Sexual Assault Awareness and Prevention Month [SAAPM], Community relations, or similar

	Total DoD	Service					Status				Role			Duty Type		
	Total DoD	Army	Navy	Marine Corps	Air Force	DoD Agency	Active Duty	National Guard	Reserve	Civilian	SARC	VA/ UVA	SVC/ VLC/ SVP	Sole Duty	Primary Duty	Collateral Duty
None of the training time	20.48%	18.45%	19.30%	35.62%	19.25%	12.87%	20.12%	30.65%	24.38%	9.99%	8.29%	22.45%	17.29%	4.58%	8.14%	23.25%
Less than 25% of the training time	35.86%	35.11%	33.94%	40.44%	39.16%	31.74%	35.00%	44.69%	34.97%	35.07%	31.03%	36.55%	41.31%	28.51%	24.86%	37.72%
25–50% of the training time	28.38%	28.74%	31.53%	16.47%	28.60%	37.76%	29.23%	17.62%	27.28%	32.84%	39.02%	26.70%	28.62%	40.31%	40.01%	26.04%
More than 50% of the training time	15.27%	17.70%	15.23%	7.47%	13.00%	17.64%	15.65%	7.03%	13.36%	22.10%	21.65%	14.30%	12.77%	26.60%	26.99%	12.99%
Unweighted n	4,154	2,349	706	371	649	79	2,684	456	268	746	859	3,237	58	628	438	3,082

TRAINTIMEC: In the past 12 months, how much time have you devoted to teaching sexual assault prevention in the following trainings?: Deployment training

	Total DoD	Service					Status				Role			Duty Type		
	Total DoD	Army	Navy	Marine Corps	Air Force	DoD Agency	Active Duty	National Guard	Reserve	Civilian	SARC	VA/ UVA	SVC/ VLC/ SVP	Sole Duty	Primary Duty	Collateral Duty
None of the training time	52.83%	50.77%	50.45%	61.28%	59.23%	36.56%	53.14%	54.00%	51.63%	49.18%	44.26%	53.82%	81.00%	46.27%	36.45%	55.04%
Less than 25% of the training time	23.96%	24.30%	22.79%	20.22%	26.85%	39.43%	22.71%	29.76%	22.01%	31.32%	29.50%	23.19%	15.32%	29.85%	27.37%	23.03%
25–50% of the training time	13.94%	14.29%	16.58%	11.19%	9.28%	15.78%	14.15%	11.31%	16.38%	13.11%	16.26%	13.72%	2.15%	15.35%	20.18%	13.19%
More than 50% of the training time	9.28%	10.63%	10.18%	7.32%	4.64%	8.23%	10.01%	4.93%	9.98%	6.38%	9.97%	9.27%	1.53%	8.53%	16.00%	8.74%
Unweighted n	4,145	2,345	701	370	650	79	2,679	458	268	740	858	3,230	57	626	436	3,077

TRAINTIMED: In the past 12 months, how much time have you devoted to teaching sexual assault prevention in the following trainings?: Facilitated discussion groups

	Total DoD	Service					Status				Role			Duty Type		
	Total DoD	Army	Navy	Marine Corps	Air Force	DoD Agency	Active Duty	National Guard	Reserve	Civilian	SARC	VA/ UVA	SVC/ VLC/ SVP	Sole Duty	Primary Duty	Collateral Duty
None of the training time	29.42%	23.08%	34.38%	42.34%	30.22%	33.73%	29.04%	35.76%	28.90%	26.37%	16.84%	31.26%	41.01%	17.51%	12.88%	32.26%
Less than 25% of the training time	34.70%	34.60%	32.34%	34.48%	39.99%	33.68%	33.81%	41.29%	36.24%	35.15%	36.51%	34.31%	43.15%	32.86%	32.35%	35.16%
25–50% of the training time	22.98%	26.08%	21.68%	16.43%	20.13%	26.06%	23.33%	16.98%	23.89%	25.64%	28.61%	22.22%	12.54%	30.01%	31.87%	21.35%
More than 50% of the training time	12.90%	16.24%	11.59%	6.75%	9.65%	6.53%	13.82%	5.98%	10.97%	12.84%	18.03%	12.21%	3.31%	19.63%	22.89%	11.23%
Unweighted n	4,146	2,348	702	369	648	79	2,678	458	268	742	856	3,233	57	626	435	3,079

TRAINTIMEE: In the past 12 months, how much time have you devoted to teaching sexual assault prevention in the following trainings?: Other

	Total DoD	Service					Status				Role			Duty Type		
	Total DoD	Army	Navy	Marine Corps	Air Force	DoD Agency	Active Duty	National Guard	Reserve	Civilian	SARC	VA/ UVA	SVC/ VLC/ SVP	Sole Duty	Primary Duty	Collateral Duty
None of the training time	47.66%	42.95%	50.01%	60.42%	50.02%	30.96%	48.20%	55.06%	47.04%	33.54%	29.31%	50.57%	40.40%	22.18%	31.15%	51.71%
Less than 25% of the training time	26.95%	27.63%	25.33%	23.78%	29.49%	41.66%	26.30%	28.70%	26.15%	32.31%	34.30%	25.73%	34.73%	35.63%	23.61%	26.45%
25–50% of the training time	15.93%	18.22%	16.05%	9.74%	12.44%	18.34%	16.03%	9.56%	18.10%	20.92%	22.86%	14.82%	19.33%	26.43%	29.47%	13.61%
More than 50% of the training time	9.46%	11.20%	8.61%	6.06%	8.05%	9.03%	9.47%	6.69%	8.71%	13.24%	13.53%	8.88%	5.54%	15.76%	15.76%	8.23%
Unweighted n	3,891	2,210	671	344	592	74	2,543	434	247	667	789	3,048	54	561	409	2,916

PREVELEMA: When conducting trainings (e.g., SAPR GMT, annual training), were you able to cover the following prevention elements?: Develop skills for healthy and safe interpersonal interactions (e.g., empathy; expectations for caring, respectful, and

	Total DoD	Service					Status				Role			Duty Type		
	Total DoD	Army	Navy	Marine Corps	Air Force	DoD Agency	Active Duty	National Guard	Reserve	Civilian	SARC	VA/ UVA	SVC/ VLC/ SVP	Sole Duty	Primary Duty	Collateral Duty
Not covered	8.24%	8.53%	7.90%	5.74%	9.13%	18.13%	7.60%	8.99%	9.95%	12.60%	8.96%	7.95%	21.79%	9.95%	7.60%	8.13%
Partially covered	31.86%	37.70%	27.86%	21.40%	28.48%	34.80%	30.48%	39.23%	33.82%	36.00%	39.63%	30.45%	46.43%	38.01%	32.25%	31.20%
Fully covered	59.90%	53.76%	64.24%	72.87%	62.39%	47.07%	61.92%	51.78%	56.23%	51.40%	51.41%	61.60%	31.77%	52.04%	60.15%	60.67%
Unweighted n	4,120	2,342	697	369	633	79	2,659	457	268	736	854	3,211	55	622	439	3,054

PREVELEMB: When conducting trainings (e.g., SAPR GMT, annual training), were you able to cover the following prevention elements?: Establish and maintain healthy command climates (e.g., reinforce norms that counter sexual assault, enforce

	Total DoD	Service					Status				Role			Duty Type		
	Total DoD	Army	Navy	Marine Corps	Air Force	DoD Agency	Active Duty	National Guard	Reserve	Civilian	SARC	VA/ UVA	SVC/ VLC/ SVP	Sole Duty	Primary Duty	Collateral Duty
Not covered	6.59%	6.14%	5.95%	6.26%	9.06%	14.35%	6.62%	7.14%	4.10%	7.39%	4.69%	6.70%	21.91%	7.24%	4.80%	6.70%
Partially covered	23.66%	25.79%	22.27%	20.78%	22.18%	15.72%	22.57%	28.29%	27.19%	26.85%	25.00%	23.26%	38.74%	26.17%	22.40%	23.56%
Fully covered	69.75%	68.06%	71.77%	72.96%	68.77%	69.93%	70.81%	64.58%	68.71%	65.76%	70.31%	70.04%	39.35%	66.59%	72.80%	69.74%
Unweighted n	4,118	2,342	696	369	632	79	2,657	457	268	736	854	3,209	55	622	439	3,052

PREVELEMC: When conducting trainings (e.g., SAPR GMT, annual training), were you able to cover the following prevention elements?: Reduce harm and mitigate risk of sexual assault and behaviors on the continuum of harm (e.g., encourage help-

	Total DoD	Service					Status				Role			Duty Type		
	Total DoD	Army	Navy	Marine Corps	Air Force	DoD Agency	Active Duty	National Guard	Reserve	Civilian	SARC	VA/ UVA	SVC/ VLC/ SVP	Sole Duty	Primary Duty	Collateral Duty
Not covered	6.29%	5.78%	6.14%	5.83%	8.15%	12.97%	6.23%	7.55%	4.02%	7.09%	4.70%	6.41%	16.79%	5.94%	5.46%	6.42%
Partially covered	23.07%	24.91%	22.83%	18.53%	21.22%	17.62%	22.23%	29.11%	23.50%	24.33%	23.85%	22.73%	40.16%	24.82%	19.16%	23.27%
Fully covered	70.64%	69.31%	71.03%	75.63%	70.63%	69.41%	71.54%	63.34%	72.47%	68.58%	71.45%	70.85%	43.05%	69.24%	75.38%	70.31%
Unweighted n	4,116	2,339	697	369	632	79	2,656	457	268	735	854	3,207	55	621	439	3,051

COMMPREVA: In the past 12 months, how frequently have commanders you support participated in the following events that emphasized sexual assault prevention?: Town Hall meetings

	Total DoD	Service					Status				Role			Duty Type		
	Total DoD	Army	Navy	Marine Corps	Air Force	DoD Agency	Active Duty	National Guard	Reserve	Civilian	SARC	VA/ UVA	SVC/ VLC/ SVP	Sole Duty	Primary Duty	Collateral Duty
Very often	8.73%	10.49%	7.50%	6.03%	7.08%	15.39%	8.68%	5.60%	10.43%	11.62%	12.63%	8.15%	5.58%	12.55%	10.07%	8.17%
Often	16.39%	19.05%	14.40%	12.55%	14.66%	15.76%	16.91%	12.00%	17.58%	15.23%	17.00%	16.38%	8.86%	16.31%	21.65%	15.89%
Sometimes	23.21%	24.02%	22.17%	21.24%	23.83%	27.45%	23.19%	21.08%	23.43%	25.65%	24.32%	23.05%	21.25%	22.23%	23.68%	23.25%
Rarely	18.44%	18.81%	16.68%	16.77%	22.02%	18.66%	18.12%	22.28%	15.40%	19.54%	20.13%	18.02%	32.02%	21.96%	16.93%	18.23%
Never	33.23%	27.63%	39.26%	43.41%	32.41%	22.74%	33.10%	39.04%	33.17%	27.96%	25.92%	34.40%	32.29%	26.95%	27.67%	34.47%
Unweighted n	4,077	2,316	687	364	631	79	2,636	448	268	725	842	3,185	50	607	430	3,035

COMMPREVB: In the past 12 months, how frequently have commanders you support participated in the following events that emphasized sexual assault prevention?: Outreach activities (e.g., Sexual Assault Awareness and Prevention Month [SAAPM]).

	Total DoD	Service					Status				Role			Duty Type		
	Total DoD	Army	Navy	Marine Corps	Air Force	DoD Agency	Active Duty	National Guard	Reserve	Civilian	SARC	VA/ UVA	SVC/ VLC/ SVP	Sole Duty	Primary Duty	Collateral Duty
Very often	13.36%	14.55%	14.08%	6.20%	12.60%	21.27%	13.40%	7.29%	10.68%	21.71%	21.49%	12.07%	14.42%	25.19%	16.73%	11.77%
Often	23.74%	25.87%	25.14%	14.35%	20.78%	21.92%	24.45%	16.03%	26.27%	23.59%	25.02%	23.61%	17.57%	25.28%	30.97%	22.87%
Sometimes	27.92%	26.20%	27.60%	28.26%	33.90%	26.23%	28.00%	27.82%	26.51%	28.28%	24.79%	28.33%	35.40%	26.39%	28.41%	28.04%
Rarely	17.87%	17.39%	17.74%	19.35%	18.56%	19.10%	17.56%	23.64%	16.25%	15.61%	17.59%	17.90%	19.32%	15.67%	13.10%	18.59%
Never	17.10%	15.99%	15.44%	31.83%	14.15%	11.48%	16.59%	25.23%	20.28%	10.81%	11.11%	18.09%	13.28%	7.47%	10.79%	18.74%
Unweighted n	4,089	2,319	692	362	637	79	2,638	450	268	733	844	3,195	50	611	433	3,040

COMMPREVC: In the past 12 months, how frequently have commanders you support participated in the following events that emphasized sexual assault prevention?: Commanders' calls (e.g., All Hands Call)

	Total DoD	Service					Status				Role			Duty Type		
	Total DoD	Army	Navy	Marine Corps	Air Force	DoD Agency	Active Duty	National Guard	Reserve	Civilian	SARC	VA/ UVA	SVC/ VLC/ SVP	Sole Duty	Primary Duty	Collateral Duty
Very often	14.78%	14.17%	15.48%	10.08%	18.04%	23.04%	14.75%	9.42%	16.53%	19.95%	19.03%	14.21%	5.26%	18.67%	17.24%	14.11%
Often	22.80%	22.07%	25.14%	15.55%	25.65%	18.63%	23.23%	18.85%	23.78%	22.13%	22.91%	22.86%	15.18%	21.33%	24.89%	22.76%
Sometimes	26.21%	23.78%	28.71%	26.38%	28.60%	27.70%	26.63%	24.06%	22.84%	26.76%	24.00%	26.43%	37.40%	27.50%	27.32%	25.96%
Rarely	17.00%	17.67%	16.33%	19.60%	14.24%	19.79%	16.91%	18.96%	14.51%	17.49%	17.73%	16.83%	22.02%	18.67%	15.27%	17.02%
Never	19.22%	22.30%	14.34%	28.39%	13.46%	10.85%	18.49%	28.71%	22.33%	13.66%	16.33%	19.67%	20.14%	13.84%	15.28%	20.15%
Unweighted n	4,077	2,312	692	363	631	79	2,639	448	265	725	844	3,184	49	606	430	3,036

COMMPREVD: In the past 12 months, how frequently have commanders you support participated in the following events that emphasized sexual assault prevention?: Commander's sections in base newspapers or the base cable channel

	Total DoD	Service					Status				Role			Duty Type		
	Total DoD	Army	Navy	Marine Corps	Air Force	DoD Agency	Active Duty	National Guard	Reserve	Civilian	SARC	VA/ UVA	SVC/ VLC/ SVP	Sole Duty	Primary Duty	Collateral Duty
Very often	7.55%	7.50%	9.16%	3.03%	7.56%	8.84%	7.88%	4.18%	7.32%	8.19%	10.18%	7.17%	4.22%	10.48%	7.59%	7.20%
Often	14.45%	14.46%	17.90%	9.14%	11.75%	4.72%	14.83%	10.94%	12.54%	15.93%	12.36%	14.83%	10.36%	13.06%	18.37%	14.22%
Sometimes	21.55%	18.94%	23.31%	20.08%	27.22%	23.86%	22.01%	18.49%	18.09%	22.78%	20.28%	21.62%	32.60%	20.66%	23.15%	21.50%
Rarely	19.09%	20.13%	16.46%	17.08%	21.96%	28.53%	19.09%	19.17%	15.47%	21.58%	24.31%	18.26%	20.15%	25.71%	20.23%	18.30%
Never	37.35%	38.97%	33.17%	50.67%	31.51%	34.05%	36.17%	47.22%	46.58%	31.52%	32.87%	38.12%	32.66%	30.09%	30.66%	38.78%
Unweighted n	4,057	2,308	686	363	623	77	2,627	446	265	719	836	3,172	49	601	428	3,023

COMMPREVE: In the past 12 months, how frequently have commanders you support participated in the following events that emphasized sexual assault prevention?: Other

	Total DoD	Service					Status				Role			Duty Type		
	Total DoD	Army	Navy	Marine Corps	Air Force	DoD Agency	Active Duty	National Guard	Reserve	Civilian	SARC	VA/ UVA	SVC/ VLC/ SVP	Sole Duty	Primary Duty	Collateral Duty
Very often	6.98%	7.36%	7.21%	3.91%	7.37%	8.99%	7.20%	4.26%	6.35%	8.30%	9.47%	6.64%	2.53%	9.77%	8.97%	6.48%
Often	12.60%	14.25%	11.46%	9.88%	11.74%	9.89%	12.59%	7.83%	15.80%	16.05%	13.19%	12.55%	8.99%	15.08%	14.45%	12.18%
Sometimes	23.32%	20.88%	26.23%	20.65%	26.91%	28.76%	23.66%	19.20%	20.63%	26.67%	24.04%	23.08%	36.65%	26.57%	23.94%	22.99%
Rarely	13.56%	14.17%	11.97%	13.25%	15.38%	9.71%	13.31%	16.13%	11.96%	14.35%	16.08%	13.09%	21.81%	16.88%	16.63%	12.94%
Never	43.54%	43.35%	43.13%	52.31%	38.60%	42.65%	43.23%	52.57%	45.26%	34.64%	37.21%	44.64%	30.03%	31.70%	36.02%	45.41%
Unweighted n	3,705	2,124	622	337	551	71	2,443	407	244	611	744	2,921	40	512	387	2,802

PREVRESIA: In the past 12 months, how often have you faced the following barriers or challenges in implementing the elements of the DoD prevention approach?: Commander resistance

	Total DoD	Service					Status				Role			Duty Type		
	Total DoD	Army	Navy	Marine Corps	Air Force	DoD Agency	Active Duty	National Guard	Reserve	Civilian	SARC	VA/ UVA	SVC/ VLC/ SVP	Sole Duty	Primary Duty	Collateral Duty
Very often	2.13%	2.45%	1.90%	1.68%	1.40%	10.06%	1.87%	2.21%	0.40%	5.93%	4.38%	1.72%	7.24%	5.82%	5.37%	1.44%
Often	3.55%	4.73%	2.60%	1.95%	2.59%	7.66%	3.36%	3.55%	3.53%	5.47%	5.78%	3.16%	6.65%	6.43%	5.59%	3.03%
Sometimes	10.10%	11.22%	10.25%	5.49%	9.20%	14.12%	9.28%	10.98%	10.58%	16.90%	15.74%	8.97%	29.86%	20.29%	13.18%	8.75%
Rarely	17.15%	18.51%	13.61%	15.77%	20.39%	26.79%	16.22%	18.87%	15.14%	25.86%	23.65%	15.85%	39.48%	28.97%	20.90%	15.56%
Never	67.08%	63.09%	71.64%	75.11%	66.42%	41.38%	69.27%	64.39%	70.35%	45.83%	50.44%	70.31%	16.77%	38.49%	54.97%	71.22%
<i>Unweighted n</i>	<i>4,114</i>	<i>2,328</i>	<i>699</i>	<i>371</i>	<i>636</i>	<i>80</i>	<i>2,656</i>	<i>454</i>	<i>265</i>	<i>739</i>	<i>853</i>	<i>3,209</i>	<i>52</i>	<i>620</i>	<i>433</i>	<i>3,056</i>

NOTE: For this question, skip logic was applied as follows: //Ask if SRSVCA ≠ "Coast Guard" AND SRCOMP ≠ "Coast Guard Reserve" AND SRCIVSVC ≠ "Coast Guard"//

PREVRESIB: In the past 12 months, how often have you faced the following barriers or challenges in implementing the elements of the DoD prevention approach?: Leadership other than commander resistance

	Total DoD	Service					Status				Role			Duty Type		
	Total DoD	Army	Navy	Marine Corps	Air Force	DoD Agency	Active Duty	National Guard	Reserve	Civilian	SARC	VA/ UVA	SVC/ VLC/ SVP	Sole Duty	Primary Duty	Collateral Duty
Very often	3.28%	3.68%	3.04%	1.99%	3.03%	9.35%	2.92%	3.35%	2.33%	7.44%	7.39%	2.60%	5.94%	6.88%	8.46%	2.41%
Often	6.21%	7.69%	4.81%	4.66%	5.44%	6.73%	5.90%	6.32%	5.78%	9.49%	9.47%	5.62%	13.11%	13.09%	6.75%	5.42%
Sometimes	13.87%	15.48%	12.42%	9.55%	14.07%	24.65%	12.59%	17.35%	11.71%	24.24%	23.23%	12.09%	40.06%	28.54%	17.40%	11.97%
Rarely	17.34%	19.04%	14.45%	16.17%	18.10%	26.52%	16.75%	16.58%	17.32%	24.18%	21.40%	16.63%	23.83%	22.89%	19.93%	16.55%
Never	59.29%	54.11%	65.27%	67.63%	59.36%	32.75%	61.84%	56.39%	62.85%	34.65%	38.51%	63.07%	17.06%	28.60%	47.46%	63.65%
<i>Unweighted n</i>	<i>4,107</i>	<i>2,323</i>	<i>698</i>	<i>370</i>	<i>636</i>	<i>80</i>	<i>2,649</i>	<i>454</i>	<i>265</i>	<i>739</i>	<i>851</i>	<i>3,205</i>	<i>51</i>	<i>618</i>	<i>435</i>	<i>3,049</i>

NOTE: For this question, skip logic was applied as follows: //Ask if SRSVCA ≠ "Coast Guard" AND SRCOMP ≠ "Coast Guard Reserve" AND SRCIVSVC ≠ "Coast Guard"//

PREVRESIC: In the past 12 months, how often have you faced the following barriers or challenges in implementing the elements of the DoD prevention approach?: Lack of funds

	Total DoD	Service					Status				Role			Duty Type		
	Total DoD	Army	Navy	Marine Corps	Air Force	DoD Agency	Active Duty	National Guard	Reserve	Civilian	SARC	VA/ UVA	SVC/ VLC/ SVP	Sole Duty	Primary Duty	Collateral Duty
Very often	8.90%	12.65%	6.53%	4.77%	4.04%	18.07%	7.39%	5.98%	9.14%	27.10%	23.64%	6.62%	2.98%	27.39%	15.33%	6.36%
Often	8.11%	10.75%	6.23%	5.40%	4.88%	16.41%	7.41%	7.80%	10.33%	13.91%	14.72%	7.08%	6.20%	15.96%	9.35%	7.14%
Sometimes	15.17%	17.30%	13.96%	8.10%	15.22%	24.94%	14.80%	15.48%	16.30%	17.73%	19.73%	14.40%	19.05%	20.23%	18.56%	14.31%
Rarely	15.87%	17.18%	12.31%	13.18%	20.39%	22.55%	15.20%	20.36%	15.98%	17.37%	13.78%	16.04%	29.64%	15.48%	18.58%	15.64%
Never	51.95%	42.12%	60.97%	68.55%	55.47%	18.02%	55.20%	50.39%	48.25%	23.89%	28.13%	55.86%	42.13%	20.94%	38.17%	56.55%
<i>Unweighted n</i>	<i>4,106</i>	<i>2,328</i>	<i>693</i>	<i>370</i>	<i>635</i>	<i>80</i>	<i>2,648</i>	<i>454</i>	<i>265</i>	<i>739</i>	<i>853</i>	<i>3,202</i>	<i>51</i>	<i>618</i>	<i>435</i>	<i>3,048</i>

NOTE: For this question, skip logic was applied as follows: //Ask if SRSVCA ≠ "Coast Guard" AND SRCOMP ≠ "Coast Guard Reserve" AND SRCIVSVC ≠ "Coast Guard"//

PREVRESID: In the past 12 months, how often have you faced the following barriers or challenges in implementing the elements of the DoD prevention approach?: Lack of personnel

	Total DoD	Service					Status				Role			Duty Type		
	Total DoD	Army	Navy	Marine Corps	Air Force	DoD Agency	Active Duty	National Guard	Reserve	Civilian	SARC	VA/ UVA	SVC/ VLC/ SVP	Sole Duty	Primary Duty	Collateral Duty
Very often	12.33%	14.77%	10.36%	9.21%	10.15%	21.74%	11.35%	9.37%	14.90%	23.65%	27.08%	9.90%	19.50%	24.36%	20.77%	10.26%
Often	13.41%	15.98%	11.36%	13.23%	8.84%	24.34%	12.95%	11.84%	18.00%	16.71%	19.55%	12.40%	16.36%	18.21%	14.16%	12.81%
Sometimes	21.60%	22.44%	20.70%	18.10%	23.88%	12.66%	21.59%	21.27%	20.73%	22.69%	21.36%	21.48%	35.37%	27.21%	20.54%	21.12%
Rarely	14.92%	14.57%	14.18%	16.25%	16.68%	14.12%	14.76%	18.83%	12.37%	13.93%	13.86%	15.14%	10.53%	14.20%	15.48%	14.97%
Never	37.73%	32.25%	43.40%	43.20%	40.45%	27.13%	39.35%	38.68%	34.00%	23.02%	18.15%	41.07%	18.25%	16.02%	29.05%	40.84%
<i>Unweighted n</i>	<i>4,105</i>	<i>2,325</i>	<i>697</i>	<i>371</i>	<i>632</i>	<i>80</i>	<i>2,650</i>	<i>453</i>	<i>264</i>	<i>738</i>	<i>852</i>	<i>3,201</i>	<i>52</i>	<i>618</i>	<i>434</i>	<i>3,048</i>

NOTE: For this question, skip logic was applied as follows: //Ask if SRSVCA ≠ "Coast Guard" AND SRCOMP ≠ "Coast Guard Reserve" AND SRCIVSVC ≠ "Coast Guard"//

PREVRESIE: In the past 12 months, how often have you faced the following barriers or challenges in implementing the elements of the DoD prevention approach?: Lack of time

	Total DoD	Service					Status				Role			Duty Type		
	Total DoD	Army	Navy	Marine Corps	Air Force	DoD Agency	Active Duty	National Guard	Reserve	Civilian	SARC	VA/ UVA	SVC/ VLC/ SVP	Sole Duty	Primary Duty	Collateral Duty
Very often	14.05%	17.43%	10.25%	13.62%	10.84%	20.67%	13.27%	13.99%	15.81%	20.67%	25.98%	12.19%	11.55%	18.55%	18.08%	13.19%
Often	13.99%	15.78%	11.90%	13.31%	13.09%	12.57%	13.44%	15.27%	17.85%	15.31%	19.00%	13.11%	21.13%	15.65%	12.87%	13.92%
Sometimes	23.18%	23.06%	24.43%	19.47%	23.65%	23.32%	23.35%	22.72%	23.75%	21.56%	21.12%	23.45%	27.89%	23.85%	20.58%	23.36%
Rarely	15.91%	15.98%	14.91%	16.22%	17.59%	14.21%	15.41%	19.41%	12.35%	19.40%	15.50%	15.91%	20.95%	21.97%	20.44%	14.84%
Never	32.88%	27.75%	38.51%	37.39%	34.84%	29.23%	34.53%	28.61%	30.24%	23.06%	18.40%	35.35%	18.48%	19.98%	28.03%	34.69%
Unweighted n	4,102	2,322	693	371	636	80	2,648	453	265	736	850	3,201	51	615	435	3,047

NOTE: For this question, skip logic was applied as follows: //Ask if SRSVCA ≠ "Coast Guard" AND SRCOMP ≠ "Coast Guard Reserve" AND SRCIVSVC ≠ "Coast Guard"//

PREVRESIF: In the past 12 months, how often have you faced the following barriers or challenges in implementing the elements of the DoD prevention approach?: Lack of clear guidance on implementation

	Total DoD	Service					Status				Role			Duty Type		
	Total DoD	Army	Navy	Marine Corps	Air Force	DoD Agency	Active Duty	National Guard	Reserve	Civilian	SARC	VA/ UVA	SVC/ VLC/ SVP	Sole Duty	Primary Duty	Collateral Duty
Very often	7.81%	9.57%	6.56%	3.97%	6.92%	16.94%	6.69%	7.27%	11.69%	17.00%	15.88%	6.60%	1.75%	16.85%	12.42%	6.43%
Often	9.22%	10.78%	8.31%	6.38%	7.89%	13.62%	8.52%	8.48%	13.34%	14.27%	13.93%	8.48%	9.18%	11.95%	11.40%	8.69%
Sometimes	18.40%	19.46%	17.18%	17.40%	18.22%	18.93%	17.68%	17.79%	20.81%	24.67%	24.05%	17.39%	28.67%	24.01%	19.35%	17.76%
Rarely	21.21%	23.09%	18.97%	19.64%	20.99%	20.36%	21.32%	24.79%	15.71%	19.82%	21.14%	21.04%	37.21%	24.44%	23.05%	20.73%
Never	43.35%	37.10%	48.98%	52.61%	45.97%	30.15%	45.78%	41.67%	38.45%	24.25%	25.00%	46.49%	23.19%	22.75%	33.79%	46.39%
Unweighted n	4,101	2,318	698	370	637	78	2,647	455	264	735	851	3,201	49	615	432	3,049

NOTE: For this question, skip logic was applied as follows: //Ask if SRSVCA ≠ "Coast Guard" AND SRCOMP ≠ "Coast Guard Reserve" AND SRCIVSVC ≠ "Coast Guard"//

PREVRESIG: In the past 12 months, how often have you faced the following barriers or challenges in implementing the elements of the DoD prevention approach?: No community resources available

	Total DoD	Service					Status				Role			Duty Type		
	Total DoD	Army	Navy	Marine Corps	Air Force	DoD Agency	Active Duty	National Guard	Reserve	Civilian	SARC	VA/ UVA	SVC/ VLC/ SVP	Sole Duty	Primary Duty	Collateral Duty
Very often	3.33%	4.12%	3.11%	1.13%	2.80%	3.61%	3.08%	3.14%	4.66%	5.05%	4.93%	3.08%	3.01%	5.51%	7.34%	2.72%
Often	4.71%	6.50%	3.57%	2.26%	3.13%	3.05%	4.00%	5.07%	10.57%	7.35%	9.15%	3.93%	11.00%	8.48%	5.76%	4.17%
Sometimes	15.02%	16.94%	14.44%	11.21%	12.27%	22.72%	14.10%	17.29%	17.15%	20.11%	19.42%	14.31%	16.09%	19.15%	18.24%	14.30%
Rarely	23.90%	25.76%	20.79%	21.08%	25.70%	33.78%	23.21%	24.49%	21.83%	31.62%	32.01%	22.42%	41.16%	34.87%	24.58%	22.71%
Never	53.04%	46.68%	58.08%	64.31%	56.10%	36.85%	55.61%	50.01%	45.79%	35.87%	34.48%	56.27%	28.74%	31.99%	44.08%	56.10%
Unweighted n	4,104	2,323	696	370	635	80	2,648	454	264	738	851	3,203	50	615	435	3,049

NOTE: For this question, skip logic was applied as follows: //Ask if SRSVCA ≠ "Coast Guard" AND SRCOMP ≠ "Coast Guard Reserve" AND SRCIVSVC ≠ "Coast Guard"//

PREVRESIH: In the past 12 months, how often have you faced the following barriers or challenges in implementing the elements of the DoD prevention approach?: Not enough continuing education opportunities to enhance prevention activities

	Total DoD	Service					Status				Role			Duty Type		
	Total DoD	Army	Navy	Marine Corps	Air Force	DoD Agency	Active Duty	National Guard	Reserve	Civilian	SARC	VA/ UVA	SVC/ VLC/ SVP	Sole Duty	Primary Duty	Collateral Duty
Very often	7.21%	8.48%	6.76%	5.05%	5.50%	8.98%	6.56%	5.76%	11.43%	12.39%	11.99%	6.46%	6.74%	10.68%	11.12%	6.48%
Often	8.52%	9.89%	8.01%	6.20%	7.12%	5.12%	8.09%	8.75%	9.40%	12.03%	13.24%	7.81%	5.50%	11.36%	11.10%	7.95%
Sometimes	17.95%	20.40%	16.77%	14.06%	15.22%	20.14%	17.13%	19.15%	22.29%	21.82%	22.49%	17.26%	15.88%	21.10%	18.29%	17.62%
Rarely	19.52%	20.31%	17.02%	20.65%	20.52%	32.27%	19.18%	21.30%	17.58%	22.32%	20.91%	19.09%	38.05%	28.01%	18.92%	18.69%
Never	46.79%	40.93%	51.45%	54.04%	51.64%	33.49%	49.04%	45.04%	39.31%	31.44%	31.38%	49.38%	33.83%	28.84%	40.56%	49.25%
Unweighted n	4,109	2,323	698	371	637	80	2,652	455	264	738	851	3,208	50	618	434	3,052

NOTE: For this question, skip logic was applied as follows: //Ask if SRSVCA ≠ "Coast Guard" AND SRCOMP ≠ "Coast Guard Reserve" AND SRCIVSVC ≠ "Coast Guard"//

CMNDSUPPA: To what extent do you agree or disagree with the following statements?: I am recognized by local commanders as a subject matter expert for issues related to sexual assault response (policy/program matters, victim care coordination, training).

	Total DoD	Service					Status				Role			Duty Type		
	Total DoD	Army	Navy	Marine Corps	Air Force	DoD Agency	Active Duty	National Guard	Reserve	Civilian	SARC	VA/ UVA	SVC/ VLC/ SVP	Sole Duty	Primary Duty	Collateral Duty
Strongly agree	30.76%	34.55%	24.66%	31.59%	29.61%	45.77%	29.62%	26.31%	27.96%	48.90%	56.69%	26.66%	---	58.55%	41.55%	27.12%
Agree	40.28%	41.19%	42.72%	41.61%	32.07%	30.86%	40.74%	44.57%	38.96%	31.81%	32.96%	41.44%	---	29.55%	37.79%	41.57%
Neither agree nor disagree	21.93%	18.27%	25.88%	21.39%	26.29%	15.88%	22.66%	21.48%	25.47%	12.84%	7.76%	24.17%	---	7.89%	14.78%	23.91%
Disagree	4.62%	4.25%	4.36%	3.10%	7.53%	2.71%	4.73%	5.03%	4.29%	3.32%	1.76%	5.07%	---	2.56%	4.49%	4.83%
Strongly disagree	2.41%	1.75%	2.39%	2.31%	4.50%	4.79%	2.25%	2.60%	3.32%	3.12%	0.82%	2.66%	---	1.45%	1.38%	2.57%
Unweighted n	4,090	2,319	698	361	632	80	2,623	458	264	745	856	3,234	---	578	430	3,077

NOTE: For this question, skip logic was applied as follows: //Ask if SRELIG = "Sexual Assault Response Coordinator (SARC)" OR SRELIG = "Victim Advocate (VA)" OR SRELIG = "Uniformed Victim Advocate (UVA)/United States Air Force CMNDSUPPB:

To what extent do you agree or disagree with the following statements?: I am recognized by local commanders as a subject matter expert for legal issues related to sexual assault (policy/program matters, victim care coordination, training).

	Total DoD	Service					Status				Role			Duty Type		
	Total DoD	Army	Navy	Marine Corps	Air Force	DoD Agency	Active Duty	National Guard	Reserve	Civilian	SARC	VA/ UVA	SVC/ VLC/ SVP	Sole Duty	Primary Duty	Collateral Duty
Strongly agree	11.65%	13.83%	8.83%	11.62%	10.68%	9.19%	11.96%	7.45%	9.19%	15.04%	20.05%	9.81%	51.42%	24.24%	18.03%	9.74%
Agree	24.90%	26.85%	25.21%	25.95%	17.32%	25.32%	24.83%	26.84%	27.35%	21.70%	27.34%	24.47%	28.30%	26.29%	25.11%	24.74%
Neither agree nor disagree	37.48%	37.31%	38.24%	35.66%	37.85%	36.22%	37.31%	40.77%	38.93%	34.49%	30.72%	38.87%	13.52%	24.54%	36.69%	38.88%
Disagree	17.00%	15.20%	17.09%	16.97%	22.24%	21.86%	17.09%	17.94%	15.22%	16.27%	13.60%	17.68%	5.87%	16.50%	13.08%	17.46%
Strongly disagree	8.96%	6.81%	10.64%	9.80%	11.91%	7.41%	8.81%	7.00%	9.30%	12.50%	8.29%	9.18%	0.89%	8.44%	7.09%	9.18%
Unweighted n	4,146	2,345	704	372	645	80	2,674	458	266	748	856	3,232	58	625	437	3,079

CMNDSUPPC: To what extent do you agree or disagree with the following statements?: I have direct and unimpeded access to local commanders.

	Total DoD	Service					Status				Role			Duty Type		
	Total DoD	Army	Navy	Marine Corps	Air Force	DoD Agency	Active Duty	National Guard	Reserve	Civilian	SARC	VA/ UVA	SVC/ VLC/ SVP	Sole Duty	Primary Duty	Collateral Duty
Strongly agree	31.91%	36.88%	23.89%	40.44%	25.50%	47.26%	30.81%	29.16%	28.55%	48.31%	57.27%	27.91%	31.95%	55.04%	35.26%	29.17%
Agree	36.96%	39.82%	35.50%	35.58%	32.52%	25.66%	36.90%	42.16%	43.30%	27.24%	29.34%	38.14%	38.52%	27.06%	38.16%	37.88%
Neither agree nor disagree	21.98%	16.60%	28.84%	17.04%	29.19%	11.92%	23.05%	20.21%	20.75%	14.19%	6.94%	24.43%	16.35%	8.98%	18.50%	23.69%
Disagree	6.14%	4.42%	8.33%	4.47%	8.17%	8.06%	6.13%	6.61%	5.42%	6.20%	4.15%	6.39%	10.54%	5.55%	4.70%	6.34%
Strongly disagree	3.02%	2.28%	3.44%	2.47%	4.62%	7.10%	3.11%	1.87%	1.98%	4.06%	2.29%	3.14%	2.64%	3.37%	3.38%	2.92%
Unweighted n	4,136	2,338	702	371	645	80	2,666	458	266	746	854	3,224	58	623	434	3,074

CMNDSUPPD: To what extent do you agree or disagree with the following statements?: Local commanders support me fully.

	Total DoD	Service					Status				Role			Duty Type		
	Total DoD	Army	Navy	Marine Corps	Air Force	DoD Agency	Active Duty	National Guard	Reserve	Civilian	SARC	VA/ UVA	SVC/ VLC/ SVP	Sole Duty	Primary Duty	Collateral Duty
Strongly agree	35.60%	38.95%	31.11%	40.92%	30.47%	33.67%	35.98%	30.32%	33.19%	39.48%	47.62%	33.88%	21.58%	43.35%	36.35%	34.71%
Agree	39.65%	39.96%	41.66%	37.00%	36.75%	35.55%	39.78%	42.05%	40.60%	34.99%	36.43%	40.25%	33.16%	32.81%	40.72%	40.28%
Neither agree nor disagree	20.55%	16.75%	23.09%	18.39%	28.87%	22.53%	20.64%	21.41%	22.05%	17.72%	11.37%	21.84%	33.75%	16.52%	18.78%	21.13%
Disagree	2.80%	2.81%	3.11%	2.41%	2.29%	4.65%	2.40%	4.18%	2.96%	5.05%	2.96%	2.67%	10.63%	5.02%	2.36%	2.61%
Strongly disagree	1.40%	1.54%	1.03%	1.27%	1.62%	3.60%	1.20%	2.04%	1.20%	2.76%	1.62%	1.37%	0.89%	2.30%	1.79%	1.27%
Unweighted n	4,129	2,334	699	372	644	80	2,664	454	265	746	855	3,216	58	625	437	3,062

CMNDSUPPE: To what extent do you agree or disagree with the following statements?: Local commanders perceive my role as important.

	Total DoD	Service					Status				Role			Duty Type		
	Total DoD	Army	Navy	Marine Corps	Air Force	DoD Agency	Active Duty	National Guard	Reserve	Civilian	SARC	VA/ UVA	SVC/ VLC/ SVP	Sole Duty	Primary Duty	Collateral Duty
Strongly agree	39.30%	41.87%	36.78%	42.92%	33.92%	35.64%	39.84%	33.98%	36.90%	41.58%	49.42%	37.95%	20.09%	45.14%	42.96%	38.34%
Agree	38.56%	37.28%	40.45%	37.01%	39.69%	40.85%	38.55%	40.01%	40.90%	35.38%	34.72%	39.10%	43.49%	32.13%	36.86%	39.40%
Neither agree nor disagree	17.60%	15.77%	19.64%	14.82%	21.35%	15.25%	17.71%	19.79%	16.62%	14.64%	9.97%	18.67%	27.52%	14.05%	16.79%	18.02%
Disagree	3.00%	3.42%	2.02%	3.24%	3.40%	4.65%	2.59%	3.61%	3.97%	5.82%	3.72%	2.85%	6.51%	7.12%	0.86%	2.78%
Strongly disagree	1.54%	1.65%	1.10%	2.01%	1.64%	3.60%	1.31%	2.62%	1.62%	2.58%	2.17%	1.43%	2.39%	1.55%	2.53%	1.45%
Unweighted n	4,137	2,340	700	372	645	80	2,668	457	266	746	854	3,225	58	625	437	3,070

CMNDSUPPF: To what extent do you agree or disagree with the following statements?: Local commanders feel comfortable speaking to victims on [PROGRAM ACRO]-related issues.

	Total DoD	Service					Status				Role			Duty Type		
	Total DoD	Army	Navy	Marine Corps	Air Force	DoD Agency	Active Duty	National Guard	Reserve	Civilian	SARC	VA/ UVA	SVC/ VLC/ SVP	Sole Duty	Primary Duty	Collateral Duty
Strongly agree	25.99%	29.00%	24.25%	27.77%	19.34%	16.56%	27.14%	20.05%	21.17%	24.60%	31.23%	25.45%	4.52%	25.91%	30.29%	25.58%
Agree	33.72%	33.81%	37.01%	34.91%	26.64%	21.51%	34.32%	29.48%	37.83%	29.63%	30.82%	34.14%	36.59%	29.62%	30.83%	34.43%
Neither agree nor disagree	31.94%	27.80%	33.62%	29.92%	42.47%	41.98%	31.66%	36.56%	32.00%	29.52%	25.00%	32.94%	39.01%	27.10%	28.92%	32.73%
Disagree	6.03%	6.76%	3.34%	5.87%	8.95%	12.02%	5.06%	10.00%	5.44%	11.66%	9.30%	5.39%	15.67%	12.69%	7.50%	5.20%
Strongly disagree	2.31%	2.63%	1.79%	1.53%	2.59%	7.93%	1.82%	3.90%	3.56%	4.59%	3.65%	2.08%	4.22%	4.68%	2.45%	2.06%
Unweighted n	4,130	2,336	703	371	641	79	2,664	456	267	743	852	3,220	58	625	435	3,065

CMNDSUPPG: To what extent do you agree or disagree with the following statements?: Local commanders feel comfortable speaking about [PROGRAM ACRO]-related issues in general.

	Total DoD	Service					Status				Role			Duty Type		
	Total DoD	Army	Navy	Marine Corps	Air Force	DoD Agency	Active Duty	National Guard	Reserve	Civilian	SARC	VA/ UVA	SVC/ VLC/ SVP	Sole Duty	Primary Duty	Collateral Duty
Strongly agree	29.08%	31.65%	27.46%	31.65%	22.59%	26.07%	30.17%	23.28%	24.90%	27.59%	36.40%	28.20%	7.77%	29.82%	30.88%	28.82%
Agree	38.68%	38.99%	40.95%	39.14%	33.79%	22.64%	38.80%	37.63%	42.91%	35.78%	33.97%	39.45%	36.88%	32.66%	37.24%	39.47%
Neither agree nor disagree	24.35%	20.99%	25.38%	23.70%	32.94%	30.83%	24.56%	25.47%	23.06%	21.88%	18.12%	25.19%	35.35%	22.16%	22.98%	24.69%
Disagree	5.71%	6.03%	4.51%	4.08%	7.70%	15.17%	4.70%	9.96%	6.36%	10.55%	8.33%	5.15%	17.52%	11.86%	5.87%	5.06%
Strongly disagree	2.18%	2.33%	1.71%	1.43%	2.97%	5.30%	1.77%	3.66%	2.77%	4.20%	3.18%	2.01%	2.48%	3.50%	3.03%	1.96%
Unweighted n	4,143	2,343	703	372	645	80	2,673	457	267	746	854	3,231	58	624	437	3,077

CMNDSUPPH: To what extent do you agree or disagree with the following statements?: I provide updates to senior commanders at least monthly.

	Total DoD	Service					Status				Role			Duty Type		
	Total DoD	Army	Navy	Marine Corps	Air Force	DoD Agency	Active Duty	National Guard	Reserve	Civilian	SARC	VA/ UVA	SVC/ VLC/ SVP	Sole Duty	Primary Duty	Collateral Duty
Strongly agree	20.62%	25.73%	13.11%	23.44%	16.16%	44.40%	19.48%	13.51%	14.27%	44.42%	55.62%	15.13%	18.18%	58.73%	32.06%	15.50%
Agree	22.24%	24.27%	22.13%	23.51%	15.55%	15.99%	22.51%	18.17%	28.95%	19.54%	28.24%	21.11%	36.60%	22.06%	29.24%	21.60%
Neither agree nor disagree	30.55%	27.13%	36.98%	29.55%	29.82%	17.91%	31.81%	31.58%	32.20%	15.61%	9.01%	34.09%	19.16%	8.98%	23.53%	33.50%
Disagree	14.13%	12.91%	15.54%	12.18%	16.96%	7.11%	13.76%	21.47%	13.25%	10.10%	4.23%	15.80%	5.28%	5.74%	7.06%	15.68%
Strongly disagree	12.47%	9.96%	12.24%	11.31%	21.51%	14.60%	12.44%	15.28%	11.33%	10.33%	2.90%	13.87%	20.77%	4.49%	8.11%	13.72%
Unweighted n	4,140	2,342	702	371	645	80	2,670	458	266	746	854	3,230	56	624	436	3,075

CMNDSUPPI: To what extent do you agree or disagree with the following statements?: My headquarters office supports my needs.

	Total DoD	Service					Status				Role			Duty Type		
	Total DoD	Army	Navy	Marine Corps	Air Force	DoD Agency	Active Duty	National Guard	Reserve	Civilian	SARC	VA/ UVA	SVC/ VLC/ SVP	Sole Duty	Primary Duty	Collateral Duty
Strongly agree	31.36%	33.72%	28.73%	32.88%	27.35%	43.63%	31.31%	32.11%	23.33%	36.54%	44.98%	28.92%	52.76%	48.11%	31.54%	29.57%
Agree	37.55%	37.45%	41.05%	37.56%	31.25%	30.09%	37.98%	37.38%	43.68%	29.32%	31.76%	38.48%	36.46%	28.66%	37.55%	38.46%
Neither agree nor disagree	24.44%	21.63%	24.44%	22.87%	34.86%	17.83%	25.00%	23.10%	23.82%	20.82%	14.11%	26.31%	6.64%	13.74%	21.16%	25.90%
Disagree	3.83%	4.50%	2.77%	5.04%	3.00%	3.69%	3.14%	4.80%	6.17%	8.02%	4.90%	3.70%	0.89%	5.14%	4.92%	3.60%
Strongly disagree	2.82%	2.69%	3.00%	1.65%	3.53%	4.76%	2.58%	2.61%	2.99%	5.31%	4.24%	2.58%	3.26%	4.35%	4.82%	2.47%
Unweighted n	4,129	2,337	699	370	643	80	2,661	456	266	746	854	3,217	58	624	435	3,065

CMNDSUPPJ: To what extent do you agree or disagree with the following statements?: I have confidence that if I advocate for a victim, or victim focused process, that I would be supported by my commander.

	Total DoD	Service					Status				Role			Duty Type		
	Total DoD	Army	Navy	Marine Corps	Air Force	DoD Agency	Active Duty	National Guard	Reserve	Civilian	SARC	VA/ UVA	SVC/ VLC/ SVP	Sole Duty	Primary Duty	Collateral Duty
Strongly agree	48.88%	51.05%	47.38%	46.78%	46.55%	49.18%	49.02%	48.33%	45.85%	50.27%	60.25%	47.17%	42.85%	59.02%	49.63%	47.77%
Agree	35.88%	34.35%	36.71%	37.46%	37.51%	42.01%	35.71%	34.29%	40.77%	35.94%	30.14%	36.82%	32.36%	26.66%	35.91%	36.79%
Neither agree nor disagree	12.56%	12.00%	13.20%	12.81%	13.51%	2.61%	12.88%	13.08%	11.17%	9.76%	7.01%	13.36%	18.18%	11.23%	10.34%	12.93%
Disagree	1.45%	1.45%	1.58%	1.33%	1.11%	3.47%	1.28%	2.38%	1.73%	1.89%	1.27%	1.43%	4.84%	1.98%	2.31%	1.31%
Strongly disagree	1.24%	1.16%	1.14%	1.61%	1.32%	2.74%	1.12%	1.92%	0.48%	2.13%	1.33%	1.21%	1.78%	1.11%	1.82%	1.20%
Unweighted n	4,139	2,339	702	371	647	80	2,670	458	266	745	853	3,229	57	624	435	3,075

CMNDSUPPK: To what extent do you agree or disagree with the following statements?: The [PROGRAM ACRO] program is supported by my commander.

	Total DoD	Service					Status				Role			Duty Type		
	Total DoD	Army	Navy	Marine Corps	Air Force	DoD Agency	Active Duty	National Guard	Reserve	Civilian	SARC	VA/ UVA	SVC/ VLC/ SVP	Sole Duty	Primary Duty	Collateral Duty
Strongly agree	54.10%	56.18%	53.85%	50.97%	50.49%	50.12%	54.15%	52.56%	53.20%	56.02%	65.34%	52.25%	60.38%	65.87%	53.73%	52.93%
Agree	32.58%	31.30%	33.35%	33.91%	34.14%	32.50%	32.64%	32.02%	36.45%	29.96%	26.00%	33.69%	27.06%	23.44%	34.57%	33.30%
Neither agree nor disagree	11.25%	10.29%	11.20%	13.21%	13.14%	10.00%	11.58%	11.92%	8.87%	8.92%	6.28%	12.03%	11.82%	6.95%	9.15%	11.93%
Disagree	1.10%	1.11%	1.01%	0.92%	1.21%	3.44%	0.88%	1.57%	0.58%	3.10%	1.26%	1.08%	0.73%	2.71%	0.83%	0.96%
Strongly disagree	0.96%	1.12%	0.59%	1.00%	1.00%	3.94%	0.76%	1.92%	0.90%	1.99%	1.11%	0.95%	0.00%	1.03%	1.73%	0.89%
Unweighted n	4,136	2,339	702	371	644	80	2,667	457	267	745	853	3,226	57	623	435	3,073

CMNDSUPPL: To what extent do you agree or disagree with the following statements?: [PROGRAM ACRO] training is prioritized at the command level.

	Total DoD	Service					Status				Role			Duty Type		
	Total DoD	Army	Navy	Marine Corps	Air Force	DoD Agency	Active Duty	National Guard	Reserve	Civilian	SARC	VA/ UVA	SVC/ VLC/ SVP	Sole Duty	Primary Duty	Collateral Duty
Strongly agree	39.43%	42.69%	37.73%	35.63%	35.39%	36.01%	39.50%	35.52%	43.09%	40.52%	46.68%	38.38%	31.68%	43.42%	39.87%	38.97%
Agree	34.77%	33.11%	38.24%	36.38%	32.30%	28.62%	34.95%	36.30%	37.58%	29.31%	29.78%	35.54%	36.80%	30.63%	33.92%	35.26%
Neither agree nor disagree	18.46%	16.70%	17.44%	19.82%	25.15%	18.52%	18.58%	18.97%	16.28%	18.22%	14.49%	18.98%	26.82%	16.67%	16.36%	18.86%
Disagree	4.86%	5.14%	4.20%	5.19%	4.55%	13.06%	4.60%	5.93%	1.91%	8.25%	6.09%	4.67%	4.70%	6.13%	5.34%	4.69%
Strongly disagree	2.48%	2.37%	2.38%	2.99%	2.61%	3.80%	2.36%	3.27%	1.15%	3.70%	2.95%	2.44%	0.00%	3.15%	4.52%	2.22%
Unweighted n	4,140	2,343	701	372	644	80	2,668	458	267	747	855	3,228	57	624	435	3,076

CMNDSUPPM: To what extent do you agree or disagree with the following statements?: I am welcomed and shown professional respect when meeting new commanders.

	Total DoD	Service					Status				Role			Duty Type		
	Total DoD	Army	Navy	Marine Corps	Air Force	DoD Agency	Active Duty	National Guard	Reserve	Civilian	SARC	VA/ UVA	SVC/ VLC/ SVP	Sole Duty	Primary Duty	Collateral Duty
Strongly agree	39.51%	43.34%	35.00%	40.07%	36.00%	40.81%	39.14%	34.91%	38.68%	48.97%	54.24%	37.13%	43.77%	53.87%	42.19%	37.75%
Agree	36.08%	34.77%	39.01%	33.82%	35.58%	40.89%	36.04%	38.40%	38.07%	32.38%	32.38%	36.70%	33.32%	31.55%	38.34%	36.34%
Neither agree nor disagree	22.22%	19.36%	24.34%	23.43%	26.52%	16.07%	22.98%	22.04%	21.08%	15.62%	10.97%	24.02%	20.52%	12.32%	16.62%	23.79%
Disagree	1.06%	1.47%	0.57%	1.27%	0.65%	0.00%	0.87%	2.22%	1.27%	1.50%	1.31%	1.01%	1.51%	1.69%	1.36%	0.96%
Strongly disagree	1.14%	1.06%	1.07%	1.41%	1.25%	2.23%	0.96%	2.44%	0.90%	1.52%	1.11%	1.14%	0.89%	0.56%	1.48%	1.16%
Unweighted n	4,135	2,339	700	372	644	80	2,667	457	267	744	854	3,223	58	625	436	3,069

CMNDSUPPN: To what extent do you agree or disagree with the following statements?: I am treated as an important member of the team when starting new programs.

	Total DoD	Service					Status				Role			Duty Type		
	Total DoD	Army	Navy	Marine Corps	Air Force	DoD Agency	Active Duty	National Guard	Reserve	Civilian	SARC	VA/ UVA	SVC/ VLC/ SVP	Sole Duty	Primary Duty	Collateral Duty
Strongly agree	35.91%	39.24%	33.18%	35.43%	31.19%	36.03%	36.10%	31.52%	35.89%	38.91%	46.85%	34.15%	38.33%	46.72%	37.62%	34.61%
Agree	33.69%	32.61%	36.95%	31.50%	32.38%	28.62%	34.14%	32.97%	34.46%	29.45%	30.63%	34.24%	28.68%	27.17%	34.19%	34.35%
Neither agree nor disagree	26.13%	23.36%	27.00%	28.13%	31.59%	28.13%	26.23%	27.97%	26.74%	22.52%	15.68%	27.80%	24.59%	18.65%	22.05%	27.26%
Disagree	2.43%	2.74%	1.76%	3.23%	2.27%	2.07%	1.95%	4.46%	1.72%	5.50%	3.55%	2.21%	5.72%	5.00%	2.41%	2.17%
Strongly disagree	1.85%	2.06%	1.11%	1.71%	2.57%	5.15%	1.57%	3.08%	1.19%	3.62%	3.30%	1.61%	2.68%	2.47%	3.73%	1.60%
Unweighted n	4,134	2,339	701	372	642	80	2,666	457	267	744	854	3,223	57	624	435	3,070

VICCOMM: How often do you directly communicate with the commanders of victims of sexual assault as part of your victim assistance duties?

	Total DoD	Service					Status				Role			Duty Type		
	Total DoD	Army	Navy	Marine Corps	Air Force	DoD Agency	Active Duty	National Guard	Reserve	Civilian	SARC	VA/ UVA	SVC/ VLC/ SVP	Sole Duty	Primary Duty	Collateral Duty
Very often	11.37%	15.51%	7.46%	10.78%	6.00%	22.28%	10.65%	5.70%	6.91%	28.13%	35.64%	7.30%	30.58%	41.24%	19.24%	7.45%
Often	17.15%	21.37%	11.10%	22.87%	11.79%	23.66%	16.42%	15.58%	18.39%	25.44%	32.65%	14.66%	21.19%	29.35%	29.38%	14.74%
Sometimes	17.42%	18.55%	16.05%	18.07%	16.23%	15.98%	17.17%	18.99%	21.39%	15.40%	12.37%	18.02%	31.92%	14.94%	19.98%	17.46%
Rarely	21.58%	17.94%	26.04%	19.69%	26.06%	9.55%	22.11%	27.40%	17.05%	12.82%	8.89%	23.65%	16.31%	9.84%	15.27%	23.37%
Never	32.48%	26.63%	39.35%	28.59%	39.92%	28.53%	33.66%	32.33%	36.26%	18.20%	10.45%	36.37%	0.00%	4.62%	16.14%	36.99%
Unweighted n	4,149	2,344	707	370	649	79	2,680	459	265	745	856	3,235	58	625	437	3,082

PERCOMM: How often do you directly communicate with commanders of alleged perpetrators of sexual assault as part of your victim assistance duties?

	Total DoD	Service					Status				Role			Duty Type		
	Total DoD	Army	Navy	Marine Corps	Air Force	DoD Agency	Active Duty	National Guard	Reserve	Civilian	SARC	VA/ UVA	SVC/ VLC/ SVP	Sole Duty	Primary Duty	Collateral Duty
Very often	4.08%	6.82%	1.90%	2.39%	1.15%	3.37%	4.20%	3.01%	3.08%	4.80%	10.70%	2.98%	8.23%	8.53%	7.58%	3.23%
Often	7.70%	11.63%	4.00%	6.30%	3.58%	11.91%	7.88%	3.75%	8.56%	9.71%	16.81%	6.17%	14.53%	12.65%	16.42%	6.36%
Sometimes	13.37%	16.56%	11.19%	15.18%	5.88%	23.86%	12.54%	15.86%	16.36%	16.83%	21.63%	11.82%	31.85%	23.99%	16.36%	12.00%
Rarely	22.80%	24.58%	21.53%	16.93%	23.60%	26.52%	21.90%	26.83%	19.77%	29.36%	28.94%	21.81%	23.95%	31.32%	25.03%	21.65%
Never	52.06%	40.42%	61.38%	59.21%	65.79%	34.35%	53.48%	50.56%	52.23%	39.30%	21.93%	57.23%	21.45%	23.51%	34.62%	56.76%
Unweighted n	4,093	2,306	699	366	643	79	2,649	452	262	730	846	3,189	58	615	430	3,043

SAPRRSRCA: To what extent has your local [PROGRAM] program been provided the following resources?: Clothing for victims

	Total DoD	Service					Status				Role			Duty Type		
	Total DoD	Army	Navy	Marine Corps	Air Force	DoD Agency	Active Duty	National Guard	Reserve	Civilian	SARC	VA/ UVA	SVC/ VLC/ SVP	Sole Duty	Primary Duty	Collateral Duty
Very large extent	14.99%	12.23%	19.23%	5.86%	22.00%	7.08%	16.77%	7.44%	5.49%	12.45%	13.03%	15.30%	---	17.50%	14.48%	14.77%
Large extent	12.25%	10.07%	16.66%	5.92%	15.07%	4.40%	13.68%	7.19%	4.48%	9.17%	9.72%	12.66%	---	11.03%	9.69%	12.60%
Moderate extent	12.67%	10.84%	15.25%	8.65%	16.41%	7.09%	13.55%	9.15%	5.88%	12.66%	12.46%	12.71%	---	14.29%	14.39%	12.35%
Small extent	8.21%	9.83%	5.79%	5.39%	9.81%	11.52%	7.61%	10.11%	4.73%	14.41%	15.01%	7.13%	---	18.44%	9.83%	7.07%
Not at all	15.53%	18.41%	9.67%	22.55%	12.12%	37.20%	12.86%	21.88%	25.47%	27.99%	24.95%	14.03%	---	26.51%	17.58%	14.32%
Not applicable	36.34%	38.61%	33.40%	51.64%	24.59%	32.70%	35.52%	44.23%	53.95%	23.31%	24.82%	38.17%	---	12.23%	34.03%	38.89%
Unweighted n	4,061	2,307	697	357	621	79	2,607	456	262	736	858	3,203	---	582	428	3,045

NOTE: For this question, skip logic was applied as follows: //Ask if SRELIG = "Sexual Assault Response Coordinator (SARC)" OR SRELIG = "Victim Advocate (VA)" OR SRELIG = "Uniformed Victim Advocate (UVA)/United States Air Force

SAPRRSRCB: To what extent has your local [PROGRAM] program been provided the following resources?: Transportation for victims

	Total DoD	Service					Status				Role			Duty Type		
	Total DoD	Army	Navy	Marine Corps	Air Force	DoD Agency	Active Duty	National Guard	Reserve	Civilian	SARC	VA/ UVA	SVC/ VLC/ SVP	Sole Duty	Primary Duty	Collateral Duty
Very large extent	19.09%	19.51%	16.85%	12.03%	27.74%	13.70%	20.56%	11.75%	8.65%	19.96%	21.43%	18.72%	---	27.74%	24.96%	17.69%
Large extent	16.57%	15.83%	18.22%	10.45%	20.66%	4.37%	17.83%	12.75%	7.33%	14.83%	14.08%	16.97%	---	14.95%	15.03%	16.85%
Moderate extent	13.06%	11.86%	13.23%	14.46%	15.62%	12.16%	13.56%	12.43%	8.80%	11.75%	14.01%	12.91%	---	14.26%	15.57%	12.70%
Small extent	9.05%	9.51%	7.33%	7.87%	11.81%	10.98%	8.14%	13.33%	8.65%	13.52%	15.34%	8.05%	---	15.78%	9.44%	8.39%
Not at all	12.31%	12.88%	12.39%	13.77%	7.91%	32.82%	11.05%	12.16%	17.16%	21.67%	18.64%	11.30%	---	19.94%	11.49%	11.68%
Not applicable	29.92%	30.41%	31.97%	41.42%	16.26%	25.96%	28.87%	37.58%	49.41%	18.27%	16.50%	32.05%	---	7.34%	23.52%	32.70%
Unweighted n	4,054	2,303	694	356	621	80	2,604	452	262	736	855	3,199	---	579	429	3,040

NOTE: For this question, skip logic was applied as follows: //Ask if SRELIG = "Sexual Assault Response Coordinator (SARC)" OR SRELIG = "Victim Advocate (VA)" OR SRELIG = "Uniformed Victim Advocate (UVA)/United States Air Force

SAPRRSRC: To what extent has your local [PROGRAM] program been provided the following resources?: Administrative support

	Total DoD	Service					Status				Role			Duty Type		
	Total DoD	Army	Navy	Marine Corps	Air Force	DoD Agency	Active Duty	National Guard	Reserve	Civilian	SARC	VA/ UVA	SVC/ VLC/ SVP	Sole Duty	Primary Duty	Collateral Duty
Very large extent	31.37%	28.38%	33.40%	24.92%	41.61%	27.83%	33.58%	23.30%	17.83%	27.90%	31.35%	31.38%	---	36.81%	34.08%	30.57%
Large extent	26.50%	26.05%	27.80%	22.10%	28.98%	16.65%	27.20%	26.64%	22.18%	22.32%	25.77%	26.61%	---	25.91%	26.39%	26.56%
Moderate extent	14.57%	15.29%	12.48%	19.59%	12.81%	18.02%	14.24%	15.12%	13.42%	17.98%	19.03%	13.86%	---	17.64%	16.55%	14.08%
Small extent	6.10%	6.81%	5.17%	5.51%	5.93%	10.02%	5.10%	7.66%	10.14%	11.56%	9.68%	5.54%	---	9.18%	6.46%	5.79%
Not at all	3.70%	4.07%	2.75%	5.26%	2.86%	11.77%	2.78%	4.15%	5.65%	11.00%	6.28%	3.29%	---	7.51%	3.60%	3.35%
Not applicable	17.76%	19.40%	18.40%	22.62%	7.80%	15.72%	17.11%	23.12%	30.78%	9.24%	7.89%	19.33%	---	2.96%	12.93%	19.65%
Unweighted n	4,050	2,298	695	358	619	80	2,601	451	260	738	854	3,196	---	579	429	3,036

NOTE: For this question, skip logic was applied as follows: //Ask if SRELIG = "Sexual Assault Response Coordinator (SARC)" OR SRELIG = "Victim Advocate (VA)" OR SRELIG = "Uniformed Victim Advocate (UVA)/United States Air Force

SAPRRSRCD: To what extent has your local **[PROGRAM]** program been provided the following resources?: Safe space to meet with victims

	Total DoD	Service					Status				Role			Duty Type		
	Total DoD	Army	Navy	Marine Corps	Air Force	DoD Agency	Active Duty	National Guard	Reserve	Civilian	SARC	VA/ UVA	SVC/ VLC/ SVP	Sole Duty	Primary Duty	Collateral Duty
Very large extent	38.03%	32.62%	39.34%	29.89%	58.83%	31.55%	40.20%	24.14%	17.48%	46.21%	44.75%	36.96%	---	57.66%	40.99%	35.86%
Large extent	23.32%	23.70%	23.90%	20.91%	22.30%	27.73%	23.32%	25.46%	19.15%	23.71%	21.35%	23.63%	---	21.81%	24.45%	23.38%
Moderate extent	11.09%	11.87%	10.41%	14.97%	7.21%	11.73%	10.69%	14.15%	11.41%	11.32%	12.69%	10.83%	---	10.13%	11.40%	11.11%
Small extent	5.90%	7.67%	4.50%	5.36%	3.64%	3.44%	5.33%	7.94%	12.26%	4.91%	9.11%	5.39%	---	3.84%	7.73%	5.94%
Not at all	4.12%	5.32%	2.77%	5.04%	2.10%	8.61%	3.73%	4.80%	6.87%	5.28%	4.96%	3.98%	---	4.50%	3.22%	4.17%
Not applicable	17.55%	18.83%	19.07%	23.83%	5.92%	16.93%	16.72%	23.50%	32.83%	8.57%	7.14%	19.20%	---	2.05%	12.22%	19.55%
Unweighted <i>n</i>	4,052	2,301	692	356	623	80	2,603	453	259	737	855	3,197	---	580	428	3,038

NOTE: For this question, skip logic was applied as follows: //Ask if SRELIG = "Sexual Assault Response Coordinator (SARC)" OR SRELIG = "Victim Advocate (VA)" OR SRELIG = "Uniformed Victim Advocate (UVA)/United States Air Force

SAPRRSRCE: To what extent has your local **[PROGRAM]** program been provided the following resources?: Private space to meet with victims

	Total DoD	Service					Status				Role			Duty Type		
	Total DoD	Army	Navy	Marine Corps	Air Force	DoD Agency	Active Duty	National Guard	Reserve	Civilian	SARC	VA/ UVA	SVC/ VLC/ SVP	Sole Duty	Primary Duty	Collateral Duty
Very large extent	37.40%	32.41%	38.01%	27.58%	59.33%	34.09%	39.40%	23.55%	18.85%	46.02%	44.13%	36.33%	---	57.03%	42.01%	35.08%
Large extent	23.20%	23.86%	23.27%	22.10%	21.70%	22.94%	23.08%	26.81%	20.99%	21.73%	21.76%	23.42%	---	19.98%	23.42%	23.50%
Moderate extent	11.69%	11.86%	12.10%	15.30%	7.80%	10.87%	11.52%	13.72%	10.40%	11.93%	13.36%	11.42%	---	11.93%	12.63%	11.54%
Small extent	5.73%	7.35%	4.40%	6.23%	3.01%	4.37%	5.37%	7.34%	9.17%	5.07%	7.85%	5.39%	---	4.62%	7.55%	5.67%
Not at all	4.61%	5.79%	2.85%	7.55%	2.14%	8.61%	4.02%	6.07%	8.57%	6.10%	6.07%	4.38%	---	4.24%	2.86%	4.82%
Not applicable	17.37%	18.73%	19.37%	21.24%	6.03%	19.12%	16.61%	22.50%	32.02%	9.14%	6.83%	19.06%	---	2.20%	11.53%	19.39%
Unweighted <i>n</i>	4,064	2,308	696	357	623	80	2,608	455	261	740	859	3,205	---	582	429	3,047

NOTE: For this question, skip logic was applied as follows: //Ask if SRELIG = "Sexual Assault Response Coordinator (SARC)" OR SRELIG = "Victim Advocate (VA)" OR SRELIG = "Uniformed Victim Advocate (UVA)/United States Air Force

SAPRRSRCF: To what extent has your local **[PROGRAM]** program been provided the following resources?: Reach-back support (i.e., get help/advice dealing with a case)

	Total DoD	Service					Status				Role			Duty Type		
	Total DoD	Army	Navy	Marine Corps	Air Force	DoD Agency	Active Duty	National Guard	Reserve	Civilian	SARC	VA/ UVA	SVC/ VLC/ SVP	Sole Duty	Primary Duty	Collateral Duty
Very large extent	37.24%	32.42%	39.31%	33.03%	51.99%	30.58%	39.65%	27.30%	18.61%	37.32%	38.91%	36.98%	---	48.46%	38.31%	36.07%
Large extent	25.56%	25.73%	26.40%	21.92%	26.35%	17.66%	25.29%	27.16%	21.97%	28.86%	28.52%	25.09%	---	27.96%	27.32%	25.18%
Moderate extent	12.35%	12.88%	11.62%	14.80%	9.89%	20.24%	11.97%	11.79%	14.42%	15.27%	14.22%	12.05%	---	12.50%	12.64%	12.27%
Small extent	4.34%	5.63%	2.92%	4.85%	2.73%	5.25%	3.91%	6.19%	5.99%	5.46%	6.77%	3.96%	---	5.43%	4.83%	4.20%
Not at all	2.64%	3.49%	1.42%	3.79%	1.37%	6.86%	2.13%	4.08%	5.68%	4.00%	2.73%	2.63%	---	2.79%	3.43%	2.56%
Not applicable	17.86%	19.85%	18.34%	21.60%	7.68%	19.42%	17.04%	23.49%	33.33%	9.08%	8.85%	19.30%	---	2.86%	13.47%	19.72%
Unweighted <i>n</i>	4,065	2,309	697	359	620	80	2,611	452	262	740	859	3,206	---	582	430	3,048

NOTE: For this question, skip logic was applied as follows: //Ask if SRELIG = "Sexual Assault Response Coordinator (SARC)" OR SRELIG = "Victim Advocate (VA)" OR SRELIG = "Uniformed Victim Advocate (UVA)/United States Air Force

SAPRRSRCG: To what extent has your local **[PROGRAM]** program been provided the following resources?: Communication devices (e.g., government-provided mobile phone)

	Total DoD	Service					Status				Role			Duty Type		
	Total DoD	Army	Navy	Marine Corps	Air Force	DoD Agency	Active Duty	National Guard	Reserve	Civilian	SARC	VA/ UVA	SVC/ VLC/ SVP	Sole Duty	Primary Duty	Collateral Duty
Very large extent	31.49%	26.53%	36.59%	17.86%	45.67%	43.45%	32.52%	15.39%	15.71%	50.36%	44.72%	29.38%	---	62.69%	37.29%	27.97%
Large extent	17.45%	16.55%	19.16%	14.39%	19.29%	11.93%	18.00%	13.65%	11.67%	20.27%	17.34%	17.46%	---	18.90%	18.18%	17.21%
Moderate extent	9.04%	8.16%	10.64%	7.45%	9.49%	11.91%	9.62%	6.70%	5.75%	8.24%	7.85%	9.23%	---	7.73%	9.53%	9.11%
Small extent	5.30%	5.71%	4.06%	6.13%	6.16%	2.79%	5.38%	6.98%	2.34%	4.64%	6.17%	5.17%	---	3.78%	6.95%	5.30%
Not at all	12.61%	16.98%	6.62%	18.22%	6.96%	13.39%	10.92%	23.29%	27.31%	7.09%	12.61%	12.61%	---	3.50%	11.35%	13.59%
Not applicable	24.11%	26.06%	22.93%	35.96%	12.43%	16.53%	23.55%	34.00%	37.21%	9.39%	11.31%	26.15%	---	3.40%	16.71%	26.82%
Unweighted n	4,064	2,309	696	357	622	80	2,610	455	262	737	859	3,205	---	580	430	3,048

NOTE: For this question, skip logic was applied as follows: //Ask if SRELIG = "Sexual Assault Response Coordinator (SARC)" OR SRELIG = "Victim Advocate (VA)" OR SRELIG = "Uniformed Victim Advocate (UVA)/United States Air Force

SAPRRSRCH: To what extent has your local **[PROGRAM]** program been provided the following resources?: Computer

	Total DoD	Service					Status				Role			Duty Type		
	Total DoD	Army	Navy	Marine Corps	Air Force	DoD Agency	Active Duty	National Guard	Reserve	Civilian	SARC	VA/ UVA	SVC/ VLC/ SVP	Sole Duty	Primary Duty	Collateral Duty
Very large extent	28.96%	28.90%	25.69%	20.43%	40.63%	48.77%	28.62%	16.82%	18.94%	52.88%	47.15%	26.05%	---	67.81%	36.57%	24.51%
Large extent	18.96%	18.08%	20.82%	16.48%	19.90%	16.04%	19.35%	16.71%	14.79%	20.53%	19.26%	18.91%	---	18.94%	23.08%	18.58%
Moderate extent	11.02%	10.10%	12.44%	10.47%	11.69%	6.75%	12.06%	8.17%	7.90%	6.09%	9.07%	11.33%	---	5.18%	10.27%	11.63%
Small extent	5.49%	6.18%	4.15%	5.17%	6.44%	2.66%	5.41%	7.10%	4.11%	5.41%	5.49%	5.49%	---	2.62%	6.67%	5.66%
Not at all	10.40%	11.87%	9.12%	13.78%	6.10%	7.88%	9.45%	19.10%	17.45%	5.17%	7.21%	10.91%	---	1.56%	6.65%	11.62%
Not applicable	25.18%	24.88%	27.77%	33.67%	15.24%	17.90%	25.12%	32.11%	36.81%	9.92%	11.82%	27.31%	---	3.89%	16.76%	28.01%
Unweighted n	4,060	2,308	694	357	621	80	2,606	454	261	739	859	3,201	---	582	429	3,044

NOTE: For this question, skip logic was applied as follows: //Ask if SRELIG = "Sexual Assault Response Coordinator (SARC)" OR SRELIG = "Victim Advocate (VA)" OR SRELIG = "Uniformed Victim Advocate (UVA)/United States Air Force

SAPRRSRCL: To what extent has your local **[PROGRAM]** program been provided the following resources?: Ability to meet with victims virtually

	Total DoD	Service					Status				Role			Duty Type		
	Total DoD	Army	Navy	Marine Corps	Air Force	DoD Agency	Active Duty	National Guard	Reserve	Civilian	SARC	VA/ UVA	SVC/ VLC/ SVP	Sole Duty	Primary Duty	Collateral Duty
Very large extent	24.93%	23.41%	25.25%	15.25%	35.22%	37.90%	25.64%	15.29%	15.20%	35.49%	33.55%	23.56%	---	46.97%	29.48%	22.38%
Large extent	17.90%	17.48%	17.71%	15.29%	21.73%	14.90%	18.00%	17.82%	12.83%	20.54%	20.20%	17.54%	---	21.99%	19.70%	17.34%
Moderate extent	11.30%	11.04%	11.75%	10.44%	11.78%	11.21%	11.56%	11.69%	9.40%	9.54%	9.84%	11.53%	---	8.19%	9.34%	11.76%
Small extent	6.09%	6.40%	4.84%	7.31%	6.83%	6.02%	5.79%	6.55%	7.15%	7.72%	6.97%	5.95%	---	5.00%	7.30%	6.09%
Not at all	10.83%	12.25%	10.17%	13.41%	5.98%	7.77%	10.08%	14.49%	14.81%	11.45%	12.91%	10.50%	---	9.14%	9.13%	11.17%
Not applicable	28.95%	29.42%	30.28%	38.30%	18.47%	22.19%	28.93%	34.16%	40.61%	15.27%	16.53%	30.93%	---	8.71%	25.06%	31.26%
Unweighted n	4,060	2,307	696	358	619	80	2,607	455	260	738	859	3,201	---	581	430	3,044

NOTE: For this question, skip logic was applied as follows: //Ask if SRELIG = "Sexual Assault Response Coordinator (SARC)" OR SRELIG = "Victim Advocate (VA)" OR SRELIG = "Uniformed Victim Advocate (UVA)/United States Air Force

COLLCOMMA: In the past 12 months, how frequently have you collaborated with the following community resources at your military location/area of operation?: Local rape crisis center

	Total DoD	Service					Status				Role			Duty Type		
	Total DoD	Army	Navy	Marine Corps	Air Force	DoD Agency	Active Duty	National Guard	Reserve	Civilian	SARC	VA/ UVA	SVC/ VLC/ SVP	Sole Duty	Primary Duty	Collateral Duty
Very often	3.44%	3.39%	2.66%	1.50%	6.23%	8.54%	2.59%	3.61%	2.95%	12.06%	7.77%	2.81%	0.00%	10.54%	5.30%	2.53%
Often	6.20%	7.17%	3.89%	2.94%	8.68%	27.37%	5.11%	4.77%	4.40%	19.94%	14.08%	4.99%	3.40%	18.01%	18.23%	3.82%
Sometimes	12.86%	14.20%	12.19%	4.07%	15.52%	22.60%	11.67%	12.29%	14.99%	23.87%	20.88%	11.55%	16.26%	24.34%	17.29%	11.26%
Rarely	13.97%	14.69%	13.52%	9.71%	15.88%	9.10%	13.92%	13.81%	12.43%	15.71%	14.94%	13.85%	11.33%	16.97%	15.84%	13.43%
Never	63.53%	60.55%	67.74%	81.77%	53.69%	32.39%	66.71%	65.52%	65.23%	28.42%	42.33%	66.81%	69.01%	30.15%	43.34%	68.97%
Unweighted n	4,109	2,325	695	367	642	80	2,645	456	265	743	851	3,201	57	621	436	3,047

COLLCOMMB: In the past 12 months, how frequently have you collaborated with the following community resources at your military location/area of operation?: Local civilian police

	Total DoD	Service					Status				Role			Duty Type		
	Total DoD	Army	Navy	Marine Corps	Air Force	DoD Agency	Active Duty	National Guard	Reserve	Civilian	SARC	VA/ UVA	SVC/ VLC/ SVP	Sole Duty	Primary Duty	Collateral Duty
Very often	2.84%	3.30%	1.71%	1.69%	3.91%	11.43%	2.43%	3.60%	0.57%	7.59%	6.23%	2.30%	3.26%	8.21%	3.99%	2.17%
Often	5.64%	7.47%	3.61%	3.04%	5.24%	14.06%	4.82%	6.17%	6.67%	12.47%	11.90%	4.61%	8.99%	12.59%	14.56%	4.07%
Sometimes	12.98%	15.22%	11.19%	6.06%	13.53%	25.82%	11.29%	14.31%	16.02%	26.14%	23.67%	11.08%	29.09%	30.99%	17.42%	10.68%
Rarely	15.55%	15.41%	15.51%	13.94%	17.63%	8.26%	15.47%	13.87%	13.63%	19.54%	18.14%	14.88%	34.99%	22.23%	22.35%	14.16%
Never	62.99%	58.59%	67.98%	75.26%	59.69%	40.42%	65.98%	62.05%	63.11%	34.26%	40.07%	67.14%	23.67%	25.99%	41.69%	68.92%
Unweighted n	4,106	2,326	695	367	639	79	2,642	456	265	743	849	3,199	58	621	435	3,045

COLLCOMMC: In the past 12 months, how frequently have you collaborated with the following community resources at your military location/area of operation?: Local domestic violence shelter

	Total DoD	Service					Status				Role			Duty Type		
	Total DoD	Army	Navy	Marine Corps	Air Force	DoD Agency	Active Duty	National Guard	Reserve	Civilian	SARC	VA/ UVA	SVC/ VLC/ SVP	Sole Duty	Primary Duty	Collateral Duty
Very often	2.65%	2.75%	2.09%	1.03%	4.54%	4.15%	2.19%	2.82%	1.44%	7.92%	5.35%	2.26%	0.00%	7.03%	3.19%	2.15%
Often	4.62%	5.07%	3.38%	2.49%	6.16%	21.43%	3.95%	4.25%	5.50%	11.13%	8.84%	3.97%	3.37%	8.58%	13.57%	3.36%
Sometimes	11.22%	13.40%	9.40%	2.50%	13.74%	17.34%	10.12%	12.58%	13.18%	19.36%	17.74%	10.14%	15.25%	21.71%	15.59%	9.73%
Rarely	14.49%	15.92%	13.63%	9.10%	15.58%	12.97%	13.80%	14.54%	13.65%	21.95%	21.17%	13.35%	20.97%	24.98%	21.39%	12.70%
Never	67.01%	62.87%	71.50%	84.89%	59.98%	44.11%	69.95%	65.81%	66.22%	39.63%	46.90%	70.29%	60.42%	37.71%	46.27%	72.07%
Unweighted n	4,098	2,320	693	367	638	80	2,638	455	265	740	850	3,190	58	617	435	3,041

COLLCOMMD: In the past 12 months, how frequently have you collaborated with the following community resources at your military location/area of operation?: Local civilian health agencies

	Total DoD	Service					Status				Role			Duty Type		
	Total DoD	Army	Navy	Marine Corps	Air Force	DoD Agency	Active Duty	National Guard	Reserve	Civilian	SARC	VA/ UVA	SVC/ VLC/ SVP	Sole Duty	Primary Duty	Collateral Duty
Very often	3.79%	4.30%	2.56%	1.52%	6.16%	5.24%	3.42%	3.46%	1.29%	9.55%	8.26%	3.12%	0.72%	9.95%	5.88%	2.95%
Often	6.42%	7.87%	4.39%	3.06%	7.42%	20.07%	5.48%	5.93%	6.66%	16.20%	13.92%	5.27%	3.26%	15.71%	15.42%	4.59%
Sometimes	13.29%	14.77%	11.63%	6.31%	16.47%	20.02%	11.98%	12.98%	14.58%	25.83%	21.38%	12.08%	8.12%	24.84%	16.58%	11.79%
Rarely	14.33%	15.02%	14.36%	11.11%	14.39%	13.07%	14.23%	12.65%	15.28%	16.57%	17.27%	13.64%	30.73%	19.18%	22.12%	13.03%
Never	62.17%	58.05%	67.05%	78.00%	55.57%	41.59%	64.89%	64.98%	62.20%	31.85%	39.16%	65.89%	57.17%	30.32%	40.00%	67.64%
Unweighted n	4,090	2,318	693	364	636	79	2,637	452	263	738	847	3,185	58	618	434	3,033

COLLCOMME: In the past 12 months, how frequently have you collaborated with the following community resources at your military location/area of operation?: On-base alcohol and drug abuse prevention programs

	Total DoD	Service					Status				Role			Duty Type		
	Total DoD	Army	Navy	Marine Corps	Air Force	DoD Agency	Active Duty	National Guard	Reserve	Civilian	SARC	VA/ UVA	SVC/ VLC/ SVP	Sole Duty	Primary Duty	Collateral Duty
Very often	4.47%	5.02%	4.22%	2.01%	4.94%	3.98%	4.30%	3.95%	0.43%	9.42%	8.39%	3.89%	1.51%	7.59%	9.39%	3.67%
Often	7.29%	9.75%	5.39%	3.37%	5.96%	8.49%	6.59%	5.63%	6.89%	16.29%	15.44%	6.04%	4.14%	19.56%	14.94%	5.21%
Sometimes	16.55%	16.41%	18.58%	9.69%	17.08%	25.24%	16.29%	14.23%	11.11%	25.34%	23.34%	15.49%	15.20%	27.79%	18.54%	15.16%
Rarely	14.83%	14.09%	14.99%	15.73%	16.61%	9.64%	15.15%	11.83%	12.87%	16.47%	19.70%	13.90%	27.73%	21.61%	19.77%	13.64%
Never	56.87%	54.74%	56.82%	69.20%	55.40%	52.66%	57.67%	64.36%	68.70%	32.47%	33.13%	60.68%	51.42%	23.45%	37.37%	62.32%
Unweighted n	4,103	2,325	694	365	639	80	2,641	455	262	745	847	3,198	58	623	434	3,041

COLLCOMMF: In the past 12 months, how frequently have you collaborated with the following community resources at your military location/area of operation?: Military Equal Opportunity Program

	Total DoD	Service					Status				Role			Duty Type		
	Total DoD	Army	Navy	Marine Corps	Air Force	DoD Agency	Active Duty	National Guard	Reserve	Civilian	SARC	VA/ UVA	SVC/ VLC/ SVP	Sole Duty	Primary Duty	Collateral Duty
Very often	9.43%	12.33%	6.10%	5.60%	8.95%	20.32%	9.10%	8.56%	3.94%	17.52%	23.20%	7.37%	0.00%	28.13%	16.82%	6.77%
Often	14.21%	17.95%	10.68%	12.18%	10.47%	21.24%	13.23%	14.48%	15.53%	22.73%	24.65%	12.71%	3.01%	25.70%	24.00%	12.09%
Sometimes	19.99%	20.06%	20.72%	16.47%	20.61%	21.61%	19.57%	20.48%	18.09%	24.83%	22.28%	19.64%	18.35%	21.08%	23.00%	19.53%
Rarely	13.24%	12.41%	14.06%	11.90%	15.67%	5.35%	13.24%	13.51%	14.83%	11.86%	12.65%	13.01%	38.13%	13.28%	11.48%	13.40%
Never	43.12%	37.24%	48.45%	53.87%	44.30%	31.48%	44.86%	42.97%	47.61%	23.06%	17.22%	47.27%	40.51%	11.80%	24.70%	48.21%
Unweighted n	4,106	2,327	694	365	640	80	2,644	455	264	743	851	3,197	58	621	435	3,045

COLLCOMMG: In the past 12 months, how frequently have you collaborated with the following community resources at your military location/area of operation?: On-base Family Advocacy Program (FAP)

	Total DoD	Service					Status				Role			Duty Type		
	Total DoD	Army	Navy	Marine Corps	Air Force	DoD Agency	Active Duty	National Guard	Reserve	Civilian	SARC	VA/ UVA	SVC/ VLC/ SVP	Sole Duty	Primary Duty	Collateral Duty
Very often	6.09%	6.73%	4.49%	4.32%	8.62%	4.55%	5.93%	4.07%	0.68%	13.64%	12.57%	4.90%	18.21%	16.97%	10.48%	4.53%
Often	10.86%	12.28%	9.20%	6.92%	12.88%	4.64%	10.45%	5.42%	6.45%	24.14%	19.38%	9.24%	32.20%	27.04%	19.88%	8.29%
Sometimes	18.53%	17.50%	18.61%	16.02%	23.46%	17.16%	19.15%	11.08%	13.18%	24.43%	25.81%	17.28%	26.01%	28.18%	19.23%	17.42%
Rarely	13.93%	14.21%	13.51%	13.13%	14.40%	14.40%	14.07%	13.25%	16.49%	11.46%	15.38%	13.67%	16.28%	14.16%	16.53%	13.64%
Never	50.59%	49.28%	54.19%	59.61%	40.65%	59.25%	50.40%	66.18%	63.20%	26.33%	26.85%	54.91%	7.30%	13.65%	33.88%	56.12%
Unweighted n	4,095	2,318	694	366	639	78	2,642	451	263	739	844	3,193	58	619	433	3,038

COLLCOMMH: In the past 12 months, how frequently have you collaborated with the following community resources at your military location/area of operation?: On-base police

	Total DoD	Service					Status				Role			Duty Type		
	Total DoD	Army	Navy	Marine Corps	Air Force	DoD Agency	Active Duty	National Guard	Reserve	Civilian	SARC	VA/ UVA	SVC/ VLC/ SVP	Sole Duty	Primary Duty	Collateral Duty
Very often	6.37%	8.19%	3.79%	4.01%	7.58%	4.52%	6.32%	2.28%	1.03%	15.15%	15.83%	4.55%	30.79%	24.56%	9.53%	4.17%
Often	9.63%	11.49%	6.87%	7.98%	10.60%	7.30%	9.42%	4.27%	7.45%	19.26%	19.84%	7.86%	21.58%	24.65%	18.40%	7.23%
Sometimes	16.01%	14.86%	17.14%	12.61%	19.41%	20.91%	16.44%	8.19%	10.62%	24.14%	22.82%	14.71%	32.21%	26.21%	16.04%	14.87%
Rarely	13.87%	12.97%	15.44%	10.52%	15.79%	15.50%	14.27%	11.33%	12.73%	13.60%	14.37%	13.90%	5.89%	12.02%	17.30%	13.73%
Never	54.12%	52.48%	56.77%	64.88%	46.62%	51.78%	53.55%	73.93%	68.17%	27.85%	27.14%	58.98%	9.53%	12.56%	38.73%	60.00%
Unweighted n	4,094	2,319	692	366	639	78	2,639	452	263	740	845	3,191	58	616	435	3,038

COLLCOMMI: In the past 12 months, how frequently have you collaborated with the following community resources at your militarylocation/area of operation?: Veterans Affairs (VA) Military Sexual Trauma (MST) Coordinator

	Total DoD	Service					Status				Role			Duty Type		
	Total DoD	Army	Navy	Marine Corps	Air Force	DoD Agency	Active Duty	National Guard	Reserve	Civilian	SARC	VA/ UVA	SVC/ VLC/ SVP	Sole Duty	Primary Duty	Collateral Duty
Very often	3.48%	3.95%	3.46%	0.74%	3.77%	6.27%	3.42%	2.99%	1.97%	5.68%	6.44%	3.06%	0.00%	7.32%	5.11%	2.93%
Often	5.79%	7.44%	4.30%	2.44%	5.63%	9.45%	5.07%	4.97%	8.49%	11.96%	10.53%	5.07%	3.39%	12.49%	13.91%	4.31%
Sometimes	11.12%	12.40%	10.23%	3.91%	12.71%	29.87%	10.18%	13.03%	10.25%	18.91%	16.90%	10.23%	9.34%	18.68%	15.89%	9.86%
Rarely	14.23%	15.37%	13.02%	9.16%	16.89%	9.14%	13.45%	12.89%	12.74%	24.48%	21.74%	13.07%	12.32%	25.11%	20.08%	12.51%
Never	65.38%	60.84%	68.98%	83.75%	61.00%	45.27%	67.88%	66.12%	66.55%	38.97%	44.39%	68.57%	74.95%	36.39%	45.01%	70.39%
Unweighted n	4,106	2,327	695	366	639	79	2,645	454	264	743	848	3,201	57	620	436	3,045

COLLCOMMJ: In the past 12 months, how frequently have you collaborated with the following community resources at your militarylocation/area of operation?: SAPR Connect

	Total DoD	Service					Status				Role			Duty Type		
	Total DoD	Army	Navy	Marine Corps	Air Force	DoD Agency	Active Duty	National Guard	Reserve	Civilian	SARC	VA/ UVA	SVC/ VLC/ SVP	Sole Duty	Primary Duty	Collateral Duty
Very often	8.01%	7.67%	8.37%	5.79%	9.68%	11.83%	8.27%	5.01%	5.66%	10.46%	10.31%	7.50%	18.99%	15.44%	9.97%	7.00%
Often	11.65%	13.31%	10.68%	7.03%	10.85%	22.17%	10.73%	12.41%	14.85%	17.64%	16.87%	10.76%	16.10%	19.22%	19.83%	10.05%
Sometimes	18.67%	18.20%	19.78%	13.69%	20.67%	29.62%	17.93%	17.10%	17.43%	28.54%	25.15%	17.70%	14.10%	25.16%	22.08%	17.68%
Rarely	14.39%	13.67%	14.75%	15.17%	15.27%	17.03%	14.44%	12.96%	9.81%	18.63%	17.71%	13.84%	15.85%	17.81%	18.03%	13.67%
Never	47.28%	47.15%	46.43%	58.32%	43.53%	19.35%	48.63%	52.53%	52.25%	24.73%	29.95%	50.20%	34.96%	22.37%	30.08%	51.60%
Unweighted n	4,101	2,323	694	365	639	80	2,637	453	265	746	852	3,191	58	623	435	3,038

REFERRSRCB: In the past 12 months, I have made referrals to the following resources: Local rape crisis center

	Total DoD	Service					Status				Role			Duty Type		
	Total DoD	Army	Navy	Marine Corps	Air Force	DoD Agency	Active Duty	National Guard	Reserve	Civilian	SARC	VA/ UVA	SVC/ VLC/ SVP	Sole Duty	Primary Duty	Collateral Duty
Yes	12.67%	13.28%	10.65%	8.79%	15.45%	46.18%	9.23%	12.64%	9.03%	49.66%	31.92%	9.59%	15.44%	45.83%	23.85%	8.14%
No	87.33%	86.72%	89.35%	91.21%	84.55%	53.82%	90.77%	87.36%	90.97%	50.34%	68.08%	90.41%	84.56%	54.17%	76.15%	91.86%
Unweighted n	4,169	2,358	708	372	651	80	2,691	460	268	750	863	3,248	58	629	440	3,094

REFERRSRCB: In the past 12 months, I have made referrals to the following resources: Local civilian police

	Total DoD	Service					Status				Role			Duty Type		
	Total DoD	Army	Navy	Marine Corps	Air Force	DoD Agency	Active Duty	National Guard	Reserve	Civilian	SARC	VA/ UVA	SVC/ VLC/ SVP	Sole Duty	Primary Duty	Collateral Duty
Yes	13.63%	16.27%	8.55%	13.26%	13.68%	48.04%	10.70%	18.83%	7.47%	41.32%	33.82%	9.78%	64.19%	50.39%	23.33%	8.86%
No	86.37%	83.73%	91.45%	86.74%	86.32%	51.96%	89.30%	81.17%	92.53%	58.68%	66.18%	90.22%	35.81%	49.61%	76.67%	91.14%
Unweighted n	4,169	2,358	708	372	651	80	2,691	460	268	750	863	3,248	58	629	440	3,094

REFERRSRCB: In the past 12 months, I have made referrals to the following resources: Local domestic violence shelter

	Total DoD	Service					Status				Role			Duty Type		
	Total DoD	Army	Navy	Marine Corps	Air Force	DoD Agency	Active Duty	National Guard	Reserve	Civilian	SARC	VA/ UVA	SVC/ VLC/ SVP	Sole Duty	Primary Duty	Collateral Duty
Yes	6.65%	7.21%	5.13%	5.08%	7.93%	25.10%	5.02%	7.17%	6.16%	22.72%	14.21%	5.14%	30.96%	20.51%	14.32%	4.48%
No	93.35%	92.79%	94.87%	94.92%	92.07%	74.90%	94.98%	92.83%	93.84%	77.28%	85.79%	94.86%	69.04%	79.49%	85.68%	95.52%
Unweighted n	4,169	2,358	708	372	651	80	2,691	460	268	750	863	3,248	58	629	440	3,094

REFERRSRC: In the past 12 months, I have made referrals to the following resources: Local civilian medical health agencies

	Total DoD	Service					Status				Role			Duty Type		
	Total DoD	Army	Navy	Marine Corps	Air Force	DoD Agency	Active Duty	National Guard	Reserve	Civilian	SARC	VA/ UVA	SVC/ VLC/ SVP	Sole Duty	Primary Duty	Collateral Duty
Yes	12.51%	13.04%	9.84%	11.78%	15.13%	38.59%	9.61%	13.11%	8.83%	43.42%	30.24%	9.63%	18.22%	40.65%	23.09%	8.57%
No	87.49%	86.96%	90.16%	88.22%	84.87%	61.41%	90.39%	86.89%	91.17%	56.58%	69.76%	90.37%	81.78%	59.35%	76.91%	91.43%
Unweighted n	4,169	2,358	708	372	651	80	2,691	460	268	750	863	3,248	58	629	440	3,094

REFERRSRC: In the past 12 months, I have made referrals to the following resources: Military medical health agencies

	Total DoD	Service					Status				Role			Duty Type		
	Total DoD	Army	Navy	Marine Corps	Air Force	DoD Agency	Active Duty	National Guard	Reserve	Civilian	SARC	VA/ UVA	SVC/ VLC/ SVP	Sole Duty	Primary Duty	Collateral Duty
Yes	29.30%	27.86%	27.12%	33.47%	34.81%	38.15%	29.36%	13.96%	14.63%	56.28%	54.07%	24.91%	66.05%	72.08%	41.99%	23.57%
No	70.70%	72.14%	72.88%	66.53%	65.19%	61.85%	70.64%	86.04%	85.37%	43.72%	45.93%	75.09%	33.95%	27.92%	58.01%	76.43%
Unweighted n	4,169	2,358	708	372	651	80	2,691	460	268	750	863	3,248	58	629	440	3,094

REFERRSRCF: In the past 12 months, I have made referrals to the following resources: On-base alcohol and drug abuse prevention programs

	Total DoD	Service					Status				Role			Duty Type		
	Total DoD	Army	Navy	Marine Corps	Air Force	DoD Agency	Active Duty	National Guard	Reserve	Civilian	SARC	VA/ UVA	SVC/ VLC/ SVP	Sole Duty	Primary Duty	Collateral Duty
Yes	11.45%	11.86%	10.66%	12.53%	10.60%	18.19%	11.15%	5.65%	4.21%	26.07%	21.36%	9.75%	21.58%	26.57%	17.90%	9.22%
No	88.55%	88.14%	89.34%	87.47%	89.40%	81.81%	88.85%	94.35%	95.79%	73.93%	78.64%	90.25%	78.42%	73.43%	82.10%	90.78%
Unweighted n	4,169	2,358	708	372	651	80	2,691	460	268	750	863	3,248	58	629	440	3,094

REFERRSRCG: In the past 12 months, I have made referrals to the following resources: Military Equal Opportunity Program

	Total DoD	Service					Status				Role			Duty Type		
	Total DoD	Army	Navy	Marine Corps	Air Force	DoD Agency	Active Duty	National Guard	Reserve	Civilian	SARC	VA/ UVA	SVC/ VLC/ SVP	Sole Duty	Primary Duty	Collateral Duty
Yes	25.17%	26.98%	19.04%	28.40%	27.68%	56.10%	23.30%	25.01%	16.40%	50.18%	50.86%	21.15%	21.58%	59.21%	42.22%	19.93%
No	74.83%	73.02%	80.96%	71.60%	72.32%	43.90%	76.70%	74.99%	83.60%	49.82%	49.14%	78.85%	78.42%	40.79%	57.78%	80.07%
Unweighted n	4,169	2,358	708	372	651	80	2,691	460	268	750	863	3,248	58	629	440	3,094

REFERRSRCH: In the past 12 months, I have made referrals to the following resources: On-base Family Advocacy Program (FAP)

	Total DoD	Service					Status				Role			Duty Type		
	Total DoD	Army	Navy	Marine Corps	Air Force	DoD Agency	Active Duty	National Guard	Reserve	Civilian	SARC	VA/ UVA	SVC/ VLC/ SVP	Sole Duty	Primary Duty	Collateral Duty
Yes	21.37%	22.19%	15.72%	22.43%	29.58%	20.25%	20.86%	6.54%	11.24%	50.24%	45.37%	16.93%	70.83%	60.34%	31.95%	16.28%
No	78.63%	77.81%	84.28%	77.57%	70.42%	79.75%	79.14%	93.46%	88.76%	49.76%	54.63%	83.07%	29.17%	39.66%	68.05%	83.72%
Unweighted n	4,169	2,358	708	372	651	80	2,691	460	268	750	863	3,248	58	629	440	3,094

REFERRSRCI: In the past 12 months, I have made referrals to the following resources: On-base police

	Total DoD	Service					Status				Role			Duty Type		
	Total DoD	Army	Navy	Marine Corps	Air Force	DoD Agency	Active Duty	National Guard	Reserve	Civilian	SARC	VA/ UVA	SVC/ VLC/ SVP	Sole Duty	Primary Duty	Collateral Duty
Yes	14.01%	15.33%	10.31%	15.66%	16.17%	13.96%	13.94%	3.62%	4.62%	32.97%	32.74%	10.48%	57.36%	47.00%	22.63%	9.69%
No	85.99%	84.67%	89.69%	84.34%	83.83%	86.04%	86.06%	96.38%	95.38%	67.03%	67.26%	89.52%	42.64%	53.00%	77.37%	90.31%
Unweighted n	4,169	2,358	708	372	651	80	2,691	460	268	750	863	3,248	58	629	440	3,094

REFERRSRCJ: In the past 12 months, I have made referrals to the following resources: Safe Helpline (SHL)

	Total DoD	Service					Status				Role			Duty Type		
	Total DoD	Army	Navy	Marine Corps	Air Force	DoD Agency	Active Duty	National Guard	Reserve	Civilian	SARC	VA/ UVA	SVC/ VLC/ SVP	Sole Duty	Primary Duty	Collateral Duty
Yes	32.27%	30.43%	31.30%	34.88%	36.84%	54.24%	30.46%	25.60%	27.09%	61.49%	51.14%	29.47%	17.51%	61.26%	42.68%	28.26%
No	67.73%	69.57%	68.70%	65.12%	63.16%	45.76%	69.54%	74.40%	72.91%	38.51%	48.86%	70.53%	82.49%	38.74%	57.32%	71.74%
Unweighted n	4,169	2,358	708	372	651	80	2,691	460	268	750	863	3,248	58	629	440	3,094

REFERRSRCK: In the past 12 months, I have made referrals to the following resources: Group counseling

	Total DoD	Service					Status				Role			Duty Type		
	Total DoD	Army	Navy	Marine Corps	Air Force	DoD Agency	Active Duty	National Guard	Reserve	Civilian	SARC	VA/ UVA	SVC/ VLC/ SVP	Sole Duty	Primary Duty	Collateral Duty
Yes	12.01%	11.61%	11.82%	15.16%	10.80%	21.97%	10.88%	7.99%	10.67%	28.78%	21.79%	10.28%	25.53%	30.90%	16.66%	9.60%
No	87.99%	88.39%	88.18%	84.84%	89.20%	78.03%	89.12%	92.01%	89.33%	71.22%	78.21%	89.72%	74.47%	69.10%	83.34%	90.40%
Unweighted n	4,169	2,358	708	372	651	80	2,691	460	268	750	863	3,248	58	629	440	3,094

REFERRSRCL: In the past 12 months, I have made referrals to the following resources: Safe HelpRoom

	Total DoD	Service					Status				Role			Duty Type		
	Total DoD	Army	Navy	Marine Corps	Air Force	DoD Agency	Active Duty	National Guard	Reserve	Civilian	SARC	VA/ UVA	SVC/ VLC/ SVP	Sole Duty	Primary Duty	Collateral Duty
Yes	12.68%	11.58%	12.71%	12.62%	15.46%	23.36%	10.82%	8.50%	13.87%	35.14%	25.19%	10.74%	9.52%	33.28%	20.17%	9.82%
No	87.32%	88.42%	87.29%	87.38%	84.54%	76.64%	89.18%	91.50%	86.13%	64.86%	74.81%	89.26%	90.48%	66.72%	79.83%	90.18%
Unweighted n	4,169	2,358	708	372	651	80	2,691	460	268	750	863	3,248	58	629	440	3,094

REFERRSRCM: In the past 12 months, I have made referrals to the following resources: SAPR Source

	Total DoD	Service					Status				Role			Duty Type		
	Total DoD	Army	Navy	Marine Corps	Air Force	DoD Agency	Active Duty	National Guard	Reserve	Civilian	SARC	VA/ UVA	SVC/ VLC/ SVP	Sole Duty	Primary Duty	Collateral Duty
Yes	22.02%	15.72%	26.70%	24.97%	29.69%	33.06%	22.49%	16.70%	16.29%	27.35%	23.09%	21.57%	43.46%	30.17%	28.26%	20.53%
No	77.98%	84.28%	73.30%	75.03%	70.31%	66.94%	77.51%	83.30%	83.71%	72.65%	76.91%	78.43%	56.54%	69.83%	71.74%	79.47%
Unweighted n	4,169	2,358	708	372	651	80	2,691	460	268	750	863	3,248	58	629	440	3,094

REFERRSRCN: In the past 12 months, I have made referrals to the following resources: Peer-to-peer chat capability

	Total DoD	Service					Status				Role			Duty Type		
	Total DoD	Army	Navy	Marine Corps	Air Force	DoD Agency	Active Duty	National Guard	Reserve	Civilian	SARC	VA/ UVA	SVC/ VLC/ SVP	Sole Duty	Primary Duty	Collateral Duty
Yes	12.42%	12.35%	10.78%	13.42%	15.04%	16.52%	12.07%	9.34%	11.78%	19.86%	17.63%	11.70%	5.01%	19.43%	17.40%	11.18%
No	87.58%	87.65%	89.22%	86.58%	84.96%	83.48%	87.93%	90.66%	88.22%	80.14%	82.37%	88.30%	94.99%	80.57%	82.60%	88.82%
Unweighted n	4,169	2,358	708	372	651	80	2,691	460	268	750	863	3,248	58	629	440	3,094

REFERRSRCO: In the past 12 months, I have made referrals to the following resources: SafeCare mobile app

	Total DoD	Service					Status				Role			Duty Type		
	Total DoD	Army	Navy	Marine Corps	Air Force	DoD Agency	Active Duty	National Guard	Reserve	Civilian	SARC	VA/ UVA	SVC/ VLC/ SVP	Sole Duty	Primary Duty	Collateral Duty
Yes	9.41%	9.61%	9.02%	8.53%	10.13%	10.20%	8.91%	7.89%	7.00%	17.76%	15.57%	8.56%	0.00%	17.40%	13.94%	8.16%
No	90.59%	90.39%	90.98%	91.47%	89.87%	89.80%	91.09%	92.11%	93.00%	82.24%	84.43%	91.44%	100.00%	82.60%	86.06%	91.84%
Unweighted n	4,169	2,358	708	372	651	80	2,691	460	268	750	863	3,248	58	629	440	3,094

REFERRSRCP: In the past 12 months, I have made referrals to the following resources: Civilian mental health clinic

	Total DoD	Service					Status				Role			Duty Type		
	Total DoD	Army	Navy	Marine Corps	Air Force	DoD Agency	Active Duty	National Guard	Reserve	Civilian	SARC	VA/ UVA	SVC/ VLC/ SVP	Sole Duty	Primary Duty	Collateral Duty
Yes	17.30%	17.20%	16.24%	15.71%	18.91%	48.59%	14.08%	19.26%	17.17%	47.44%	35.06%	14.16%	42.97%	44.84%	28.01%	13.42%
No	82.70%	82.80%	83.76%	84.29%	81.09%	51.41%	85.92%	80.74%	82.83%	52.56%	64.94%	85.84%	57.03%	55.16%	71.99%	86.58%
Unweighted n	4,169	2,358	708	372	651	80	2,691	460	268	750	863	3,248	58	629	440	3,094

REFERRSRCQ: In the past 12 months, I have made referrals to the following resources: Military mental health clinic

	Total DoD	Service					Status				Role			Duty Type		
	Total DoD	Army	Navy	Marine Corps	Air Force	DoD Agency	Active Duty	National Guard	Reserve	Civilian	SARC	VA/ UVA	SVC/ VLC/ SVP	Sole Duty	Primary Duty	Collateral Duty
Yes	36.66%	36.29%	33.08%	37.29%	43.90%	48.49%	36.48%	24.28%	20.59%	63.64%	61.67%	32.08%	84.81%	79.53%	52.82%	30.60%
No	63.34%	63.71%	66.92%	62.71%	56.10%	51.51%	63.52%	75.72%	79.41%	36.36%	38.33%	67.92%	15.19%	20.47%	47.18%	69.40%
Unweighted n	4,169	2,358	708	372	651	80	2,691	460	268	750	863	3,248	58	629	440	3,094

VICTRELATA: As it relates to victim care, to what extent do you feel you receive the appropriate support from the following personnel?: Special Victims' Counsel/Victims' Legal Counsel (SVC/VLC)

	Total DoD	Service					Status				Role			Duty Type		
	Total DoD	Army	Navy	Marine Corps	Air Force	DoD Agency	Active Duty	National Guard	Reserve	Civilian	SARC	VA/ UVA	SVC/ VLC/ SVP	Sole Duty	Primary Duty	Collateral Duty
Very large extent	37.79%	33.15%	39.41%	35.75%	51.08%	32.15%	39.37%	30.00%	19.22%	43.48%	44.59%	36.67%	---	55.28%	39.14%	35.91%
Large extent	27.18%	27.00%	27.40%	26.39%	27.90%	27.08%	27.26%	26.79%	23.45%	29.32%	26.70%	27.27%	---	25.13%	26.26%	27.49%
Moderate extent	18.24%	18.42%	19.75%	21.74%	12.68%	10.19%	19.01%	16.04%	20.18%	11.98%	13.44%	19.03%	---	11.83%	18.49%	18.87%
Small extent	6.83%	8.76%	5.62%	4.61%	4.18%	15.34%	6.03%	9.89%	12.95%	7.21%	7.92%	6.65%	---	4.65%	7.31%	7.01%
Not at all	9.94%	12.66%	7.82%	11.52%	4.16%	15.24%	8.33%	17.27%	24.20%	8.01%	7.35%	10.37%	---	3.12%	8.80%	10.72%
Unweighted n	3,885	2,203	658	347	604	73	2,487	440	242	716	843	3,042	---	576	421	2,884

NOTE: For this question, skip logic was applied as follows: //Ask if SRELIG = "Sexual Assault Response Coordinator (SARC)" OR SRELIG = "Victim Advocate (VA)" OR SRELIG = "Uniformed Victim Advocate (UVA)/United States Air Force

VICTRELATB: As it relates to victim care, to what extent do you feel you receive the appropriate support from the following personnel?: Victim Advocate (VA)

	Total DoD	Service					Status				Role			Duty Type		
	Total DoD	Army	Navy	Marine Corps	Air Force	DoD Agency	Active Duty	National Guard	Reserve	Civilian	SARC	VA/ UVA	SVC/ VLC/ SVP	Sole Duty	Primary Duty	Collateral Duty
Very large extent	51.47%	50.54%	57.68%	31.78%	65.85%	51.09%	51.83%	36.33%	29.95%	59.61%	52.30%	---	41.62%	61.75%	47.83%	41.82%
Large extent	26.92%	25.59%	27.53%	51.24%	22.02%	20.81%	27.49%	30.35%	36.00%	22.29%	26.28%	---	34.59%	22.14%	29.54%	31.12%
Moderate extent	11.77%	12.25%	10.03%	12.67%	9.34%	11.41%	12.20%	15.87%	16.96%	8.31%	11.04%	---	20.53%	10.02%	11.42%	13.78%
Small extent	5.20%	6.09%	1.32%	1.77%	2.79%	9.53%	4.45%	9.51%	8.87%	5.22%	5.36%	---	3.26%	3.40%	7.28%	6.36%
Not at all	4.64%	5.53%	3.44%	2.53%	0.00%	7.16%	4.03%	7.94%	8.22%	4.57%	5.03%	---	0.00%	2.69%	3.92%	6.92%
Unweighted n	905	608	75	64	116	42	443	55	50	357	847	---	58	447	152	305

NOTE: For this question, skip logic was applied as follows: //Ask if SRELIG = "Sexual Assault Response Coordinator (SARC)" OR SRELIG = "Special Victims' Counsel (SVC)/Victims' Legal Counsel (VLC)/Special Victims' Paralegal (SVP)"/

VICTRELATC: As it relates to victim care, to what extent do you feel you receive the appropriate support from the following personnel?: Sexual Assault Response Coordinator (SARC)

	Total DoD	Service					Status				Role			Duty Type		
	Total DoD	Army	Navy	Marine Corps	Air Force	DoD Agency	Active Duty	National Guard	Reserve	Civilian	SARC	VA/ UVA	SVC/ VLC/ SVP	Sole Duty	Primary Duty	Collateral Duty
Very large extent	58.16%	52.04%	58.86%	64.19%	68.55%	60.83%	59.12%	57.83%	40.57%	61.34%	---	58.11%	61.34%	71.87%	55.84%	57.75%
Large extent	21.99%	24.91%	21.95%	18.51%	17.09%	13.05%	21.56%	27.23%	22.61%	18.62%	---	22.01%	20.26%	15.48%	22.58%	22.23%
Moderate extent	11.80%	12.63%	12.82%	10.18%	8.64%	10.38%	12.24%	7.12%	17.10%	8.14%	---	11.74%	16.17%	7.01%	12.26%	11.95%
Small extent	3.19%	4.15%	2.53%	2.71%	2.18%	9.31%	2.67%	2.68%	9.16%	6.29%	---	3.21%	1.51%	4.24%	4.44%	3.05%
Not at all	4.86%	6.27%	3.84%	4.42%	3.54%	6.43%	4.41%	5.15%	10.56%	5.61%	---	4.91%	0.72%	1.40%	4.88%	5.02%
Unweighted n	3,148	1,671	609	308	526	34	2,175	391	203	379	---	3,090	58	225	284	2,636

NOTE: For this question, skip logic was applied as follows: //Ask if SRELIG = "Victim Advocate (VA)" OR SRELIG = "Uniformed Victim Advocate (UVA)/United Stats Air Force Volunteer Victim Advocate (USAF VVA)" OR SRELIG = "Special

VICTRELATD: As it relates to victim care, to what extent do you feel you receive the appropriate support from the following personnel?: Military Criminal Investigative Organization (MCIO)

	Total DoD	Service					Status				Role			Duty Type		
	Total DoD	Army	Navy	Marine Corps	Air Force	DoD Agency	Active Duty	National Guard	Reserve	Civilian	SARC	VA/ UVA	SVC/ VLC/ SVP	Sole Duty	Primary Duty	Collateral Duty
Very large extent	30.47%	27.97%	31.72%	24.97%	40.97%	11.20%	32.14%	19.72%	14.06%	37.17%	38.07%	29.18%	32.96%	47.18%	31.99%	28.43%
Large extent	23.90%	23.05%	24.96%	23.87%	24.97%	16.33%	24.69%	18.09%	19.77%	25.50%	27.86%	23.11%	34.09%	26.22%	23.90%	23.68%
Moderate extent	21.88%	20.95%	22.93%	26.85%	19.03%	23.65%	22.33%	20.61%	23.28%	17.87%	17.38%	22.59%	24.07%	17.16%	21.58%	22.41%
Small extent	8.58%	9.39%	8.27%	7.84%	6.63%	17.53%	8.19%	10.80%	11.89%	7.67%	8.03%	8.68%	7.37%	6.28%	9.26%	8.78%
Not at all	15.17%	18.64%	12.11%	16.47%	8.40%	31.28%	12.65%	30.78%	31.00%	11.80%	8.67%	16.44%	1.51%	3.15%	13.28%	16.70%
Unweighted n	3,912	2,214	658	358	611	71	2,518	438	243	713	839	3,015	58	621	427	2,860

VICTRELATE: As it relates to victim care, to what extent do you feel you receive the appropriate support from the following personnel?: Family Advocacy Program (FAP)

	Total DoD	Service					Status				Role			Duty Type		
	Total DoD	Army	Navy	Marine Corps	Air Force	DoD Agency	Active Duty	National Guard	Reserve	Civilian	SARC	VA/ UVA	SVC/ VLC/ SVP	Sole Duty	Primary Duty	Collateral Duty
Very large extent	30.26%	27.26%	31.99%	25.18%	41.04%	11.76%	32.64%	21.97%	15.25%	26.24%	29.79%	30.56%	14.56%	32.80%	26.17%	30.37%
Large extent	24.42%	22.99%	27.09%	24.24%	24.52%	11.95%	25.56%	18.25%	16.30%	25.60%	22.60%	24.63%	30.87%	22.13%	24.71%	24.65%
Moderate extent	20.84%	20.38%	21.54%	24.75%	18.79%	9.50%	21.18%	19.45%	21.21%	18.81%	18.69%	21.04%	31.85%	19.70%	21.78%	20.85%
Small extent	9.44%	10.81%	7.48%	9.37%	8.59%	17.70%	8.53%	10.53%	15.04%	13.43%	14.02%	8.59%	16.09%	13.53%	11.68%	8.78%
Not at all	15.03%	18.57%	11.91%	16.46%	7.05%	49.10%	12.08%	29.80%	32.20%	15.92%	14.90%	15.18%	6.62%	11.84%	15.66%	15.35%
Unweighted n	3,899	2,203	657	357	610	72	2,510	437	242	710	835	3,006	58	619	424	2,852

VICTRELATF: As it relates to victim care, to what extent do you feel you receive the appropriate support from the following personnel?: Equal Employment Opportunity (EEO) Office

	Total DoD	Service					Status				Role			Duty Type		
	Total DoD	Army	Navy	Marine Corps	Air Force	DoD Agency	Active Duty	National Guard	Reserve	Civilian	SARC	VA/ UVA	SVC/ VLC/ SVP	Sole Duty	Primary Duty	Collateral Duty
Very large extent	30.78%	29.82%	30.12%	24.21%	39.52%	35.67%	31.89%	30.30%	19.06%	28.20%	31.88%	30.92%	6.14%	32.98%	29.20%	30.67%
Large extent	24.92%	25.05%	25.42%	23.41%	24.93%	20.13%	25.18%	25.68%	18.00%	26.19%	25.15%	25.07%	11.07%	22.42%	27.81%	24.95%
Moderate extent	21.53%	19.80%	23.89%	24.47%	20.10%	22.30%	21.90%	17.21%	26.27%	19.62%	19.00%	21.71%	39.70%	19.98%	21.83%	21.62%
Small extent	9.62%	10.49%	8.91%	10.24%	7.84%	9.97%	8.62%	10.10%	15.29%	15.12%	12.72%	8.90%	25.22%	14.25%	10.20%	9.07%
Not at all	13.15%	14.84%	11.66%	17.67%	7.62%	11.94%	12.41%	16.71%	21.38%	10.87%	11.25%	13.40%	17.87%	10.36%	10.96%	13.69%
Unweighted n	3,911	2,211	660	357	608	75	2,510	438	244	719	842	3,015	54	617	426	2,864

VICTRELATG: As it relates to victim care, to what extent do you feel you receive the appropriate support from the following personnel?: Equal Opportunity Advisors (EOAs)

	Total DoD	Service					Status				Role			Duty Type		
	Total DoD	Army	Navy	Marine Corps	Air Force	DoD Agency	Active Duty	National Guard	Reserve	Civilian	SARC	VA/ UVA	SVC/ VLC/ SVP	Sole Duty	Primary Duty	Collateral Duty
Very large extent	39.64%	---	---	---	39.64%	---	39.64%	---	---	---	36.39%	40.83%	0.00%	30.27%	38.47%	40.32%
Large extent	24.36%	---	---	---	24.36%	---	24.36%	---	---	---	18.63%	24.47%	30.77%	29.31%	16.45%	24.45%
Moderate extent	20.25%	---	---	---	20.25%	---	20.25%	---	---	---	14.10%	20.07%	38.46%	22.95%	21.84%	19.99%
Small extent	7.70%	---	---	---	7.70%	---	7.70%	---	---	---	30.88%	6.41%	15.38%	11.08%	17.75%	6.95%
Not at all	8.04%	---	---	---	8.04%	---	8.04%	---	---	---	0.00%	8.23%	15.38%	6.38%	5.50%	8.28%
Unweighted n	388	---	---	---	388	---	388	---	---	---	21	354	13	27	19	342

NOTE: For this question, skip logic was applied as follows: //Ask if SRSVCA = "Air Force"// Due to an error in skip logic, this item was asked of only Active Duty Air Force sexual assault responders.

VICTRELATH: As it relates to victim care, to what extent do you feel you receive the appropriate support from the following personnel?: Prevention Specialist

	Total DoD	Service					Status				Role			Duty Type		
	Total DoD	Army	Navy	Marine Corps	Air Force	DoD Agency	Active Duty	National Guard	Reserve	Civilian	SARC	VA/ UVA	SVC/ VLC/ SVP	Sole Duty	Primary Duty	Collateral Duty
Very large extent	35.08%	---	---	---	35.08%	---	35.08%	---	---	---	33.79%	35.99%	0.00%	31.27%	51.09%	34.45%
Large extent	22.71%	---	---	---	22.71%	---	22.71%	---	---	---	17.07%	23.16%	16.67%	18.36%	14.60%	23.42%
Moderate extent	19.23%	---	---	---	19.23%	---	19.23%	---	---	---	15.15%	18.71%	50.00%	24.29%	19.96%	18.87%
Small extent	8.00%	---	---	---	8.00%	---	8.00%	---	---	---	26.93%	6.77%	16.67%	14.95%	3.82%	7.79%
Not at all	14.98%	---	---	---	14.98%	---	14.98%	---	---	---	7.06%	15.37%	16.67%	11.12%	10.53%	15.46%
Unweighted n	393	---	---	---	393	---	393	---	---	---	24	357	12	26	20	347

VICTRELATI: As it relates to victim care, to what extent do you feel you receive the appropriate support from the following personnel?: Victim Witness Liaison

	Total DoD	Service					Status				Role			Duty Type		
	Total DoD	Army	Navy	Marine Corps	Air Force	DoD Agency	Active Duty	National Guard	Reserve	Civilian	SARC	VA/ UVA	SVC/ VLC/ SVP	Sole Duty	Primary Duty	Collateral Duty
Very large extent	25.06%	22.93%	28.00%	19.17%	31.47%	5.46%	27.86%	16.80%	13.05%	14.91%	20.85%	25.88%	17.21%	22.18%	20.86%	25.78%
Large extent	19.75%	19.00%	21.05%	18.86%	21.05%	6.23%	20.87%	16.14%	16.09%	15.27%	16.12%	20.34%	21.38%	13.24%	20.24%	20.47%
Moderate extent	21.23%	19.65%	23.36%	24.35%	20.21%	15.03%	22.10%	17.84%	18.50%	18.35%	17.71%	21.80%	22.90%	17.72%	20.88%	21.64%
Small extent	10.44%	11.51%	8.40%	11.22%	10.30%	13.90%	9.33%	11.61%	13.09%	18.29%	16.48%	9.36%	15.78%	17.72%	14.13%	9.27%
Not at all	23.51%	26.91%	19.19%	26.40%	16.96%	59.38%	19.83%	37.61%	39.27%	33.17%	28.85%	22.63%	22.74%	29.14%	23.89%	22.84%
Unweighted n	3,875	2,200	648	354	600	73	2,493	434	242	706	835	2,983	57	617	423	2,831

VICTRELATJ: As it relates to victim care, to what extent do you feel you receive the appropriate support from the following personnel?: Medical professionals

	Total DoD	Service					Status				Role			Duty Type		
	Total DoD	Army	Navy	Marine Corps	Air Force	DoD Agency	Active Duty	National Guard	Reserve	Civilian	SARC	VA/ UVA	SVC/ VLC/ SVP	Sole Duty	Primary Duty	Collateral Duty
Very large extent	36.26%	33.61%	40.19%	29.66%	42.44%	21.24%	39.25%	25.78%	16.93%	31.48%	38.44%	36.28%	8.38%	41.33%	31.94%	36.12%
Large extent	25.21%	25.39%	24.75%	26.29%	25.29%	17.16%	25.24%	24.32%	21.17%	28.60%	23.74%	25.24%	41.02%	26.28%	27.50%	24.90%
Moderate extent	19.07%	17.86%	20.27%	21.60%	18.59%	20.02%	19.20%	17.27%	23.08%	17.11%	18.31%	19.13%	23.79%	18.35%	18.70%	19.16%
Small extent	7.04%	7.96%	5.22%	7.78%	6.63%	16.80%	5.74%	11.96%	11.65%	11.17%	9.21%	6.54%	17.20%	8.31%	10.41%	6.57%
Not at all	12.42%	15.18%	9.57%	14.68%	7.05%	24.78%	10.56%	20.68%	27.18%	11.64%	10.30%	12.81%	9.60%	5.74%	11.44%	13.25%
Unweighted n	3,913	2,209	662	360	609	73	2,523	437	243	710	836	3,022	55	617	425	2,867

VICTRELATK: As it relates to victim care, to what extent do you feel you receive the appropriate support from the following personnel?: Mental health professionals

	Total DoD	Service					Status				Role			Duty Type		
	Total DoD	Army	Navy	Marine Corps	Air Force	DoD Agency	Active Duty	National Guard	Reserve	Civilian	SARC	VA/ UVA	SVC/ VLC/ SVP	Sole Duty	Primary Duty	Collateral Duty
Very large extent	37.55%	33.99%	41.22%	32.92%	44.52%	41.74%	39.83%	29.97%	17.69%	36.87%	41.32%	37.18%	18.83%	45.12%	34.40%	37.01%
Large extent	24.83%	26.05%	22.54%	25.10%	25.94%	15.69%	24.51%	25.30%	20.68%	30.23%	27.56%	24.23%	35.88%	28.55%	27.17%	24.22%
Moderate extent	18.27%	17.45%	19.71%	19.26%	17.16%	20.38%	18.24%	16.36%	25.21%	16.08%	15.11%	18.73%	23.32%	16.37%	17.66%	18.52%
Small extent	7.60%	8.79%	6.56%	8.31%	5.46%	6.96%	7.00%	10.33%	11.74%	7.68%	7.84%	7.48%	13.45%	6.56%	9.85%	7.50%
Not at all	11.75%	13.73%	9.98%	14.41%	6.91%	15.23%	10.42%	18.04%	24.67%	9.14%	8.16%	12.39%	8.53%	3.40%	10.92%	12.74%
Unweighted n	3,920	2,215	661	359	612	73	2,522	438	244	716	841	3,023	56	619	423	2,874

VICTRELATL: As it relates to victim care, to what extent do you feel you receive the appropriate support from the following personnel?: Chaplains/Chaplain staff

	Total DoD	Service					Status				Role			Duty Type		
	Total DoD	Army	Navy	Marine Corps	Air Force	DoD Agency	Active Duty	National Guard	Reserve	Civilian	SARC	VA/ UVA	SVC/ VLC/ SVP	Sole Duty	Primary Duty	Collateral Duty
Very large extent	43.36%	39.47%	46.74%	42.91%	49.89%	31.38%	45.36%	35.23%	28.54%	42.76%	47.41%	43.02%	18.11%	50.11%	39.15%	43.03%
Large extent	25.05%	26.28%	24.17%	20.53%	26.32%	22.55%	24.47%	29.40%	22.43%	27.50%	26.47%	24.69%	34.71%	27.29%	26.57%	24.69%
Moderate extent	16.99%	16.64%	17.41%	20.27%	15.04%	15.51%	17.26%	15.41%	19.49%	14.55%	13.08%	17.59%	20.90%	13.41%	19.39%	17.13%
Small extent	5.89%	7.11%	4.45%	5.71%	5.01%	6.38%	5.31%	8.50%	9.69%	6.07%	6.96%	5.55%	17.84%	5.22%	7.31%	5.83%
Not at all	8.71%	10.51%	7.23%	10.58%	3.74%	24.18%	7.60%	11.46%	19.85%	9.12%	6.08%	9.15%	8.44%	3.97%	7.57%	9.33%
Unweighted n	3,950	2,231	669	359	617	74	2,538	445	246	721	847	3,048	55	621	425	2,900

DODSHL: Are you familiar with the DoD Safe Helpline (SHL)?

	Total DoD	Service					Status				Role			Duty Type		
	Total DoD	Army	Navy	Marine Corps	Air Force	DoD Agency	Active Duty	National Guard	Reserve	Civilian	SARC	VA/ UVA	SVC/ VLC/ SVP	Sole Duty	Primary Duty	Collateral Duty
Yes	96.20%	94.94%	97.41%	97.51%	96.57%	100.00%	95.98%	96.24%	94.62%	99.44%	98.61%	95.82%	95.78%	99.09%	97.24%	95.79%
No	3.80%	5.06%	2.59%	2.49%	3.43%	0.00%	4.02%	3.76%	5.38%	0.56%	1.39%	4.18%	4.22%	0.91%	2.76%	4.21%
Unweighted n	4,113	2,322	698	367	647	79	2,646	458	263	746	854	3,202	57	626	433	3,048

DODSHLEXTA: With regard to the DoD Safe Helpline (SHL), to what extent do...?: You educate leaders on the use of the DoD SHL

	Total DoD	Service					Status				Role			Duty Type		
	Total DoD	Army	Navy	Marine Corps	Air Force	DoD Agency	Active Duty	National Guard	Reserve	Civilian	SARC	VA/ UVA	SVC/ VLC/ SVP	Sole Duty	Primary Duty	Collateral Duty
Very large extent	25.25%	27.27%	24.25%	26.18%	19.73%	33.89%	24.70%	18.63%	28.44%	35.43%	38.66%	23.23%	7.44%	40.75%	26.01%	23.47%
Large extent	25.45%	26.73%	25.63%	27.17%	19.81%	26.08%	25.91%	22.80%	22.19%	26.07%	29.36%	25.04%	6.03%	25.10%	32.12%	24.82%
Moderate extent	25.37%	24.96%	24.87%	25.57%	27.86%	19.90%	25.78%	27.54%	27.02%	18.11%	19.67%	26.41%	18.45%	16.11%	22.63%	26.64%
Small extent	12.73%	12.42%	12.43%	11.61%	15.24%	10.31%	12.27%	17.44%	13.08%	11.73%	8.42%	13.43%	14.15%	9.47%	11.55%	13.22%
Not at all	11.21%	8.61%	12.82%	9.47%	17.37%	9.82%	11.34%	13.59%	9.26%	8.66%	3.88%	11.89%	53.92%	8.56%	7.69%	11.86%
Unweighted n	3,876	2,176	664	351	607	78	2,466	428	244	738	841	2,984	51	614	418	2,840

NOTE: For this question, skip logic was applied as follows: //Ask if DODSHL = "Yes"//

DODSHLEXTB: With regard to the DoD Safe Helpline (SHL), to what extent do...?: Leaders promote the use of the DoD SHL within their units

	Total DoD	Service					Status				Role			Duty Type		
	Total DoD	Army	Navy	Marine Corps	Air Force	DoD Agency	Active Duty	National Guard	Reserve	Civilian	SARC	VA/ UVA	SVC/ VLC/ SVP	Sole Duty	Primary Duty	Collateral Duty
Very large extent	21.39%	22.53%	23.41%	21.30%	13.71%	21.30%	21.75%	15.67%	23.10%	23.04%	25.78%	20.80%	8.17%	24.87%	19.88%	21.16%
Large extent	24.01%	25.10%	25.36%	26.35%	15.82%	28.86%	24.47%	20.06%	26.26%	22.42%	24.77%	24.02%	11.39%	23.77%	30.81%	23.41%
Moderate extent	25.78%	24.56%	27.24%	25.46%	27.04%	22.69%	26.64%	23.43%	25.62%	20.26%	24.10%	26.07%	24.70%	20.09%	23.08%	26.61%
Small extent	16.88%	16.20%	14.61%	16.44%	24.02%	15.87%	16.21%	21.76%	14.36%	19.59%	16.89%	16.80%	23.23%	18.40%	16.90%	16.70%
Not at all	11.95%	11.60%	9.38%	10.45%	19.40%	11.28%	10.93%	19.08%	10.67%	14.68%	8.46%	12.29%	32.52%	12.86%	9.32%	12.12%
Unweighted n	3,852	2,163	663	346	602	78	2,459	427	242	724	835	2,971	46	605	412	2,831

NOTE: For this question, skip logic was applied as follows: //Ask if DODSHL = "Yes"//

DODSHLEXTC: With regard to the DoD Safe Helpline (SHL), to what extent do...?: You use outreach materials, such as posters, brochures, and magnets, to promote the use of the DoD SHL

	Total DoD	Service					Status				Role			Duty Type		
	Total DoD	Army	Navy	Marine Corps	Air Force	DoD Agency	Active Duty	National Guard	Reserve	Civilian	SARC	VA/ UVA	SVC/ VLC/ SVP	Sole Duty	Primary Duty	Collateral Duty
Very large extent	31.84%	32.59%	34.57%	28.43%	25.40%	46.19%	31.42%	20.90%	30.27%	48.32%	47.89%	29.42%	10.44%	54.05%	34.54%	29.09%
Large extent	26.62%	27.67%	26.84%	27.91%	21.72%	31.76%	26.91%	27.41%	24.15%	24.64%	28.78%	26.42%	13.89%	24.14%	32.67%	26.35%
Moderate extent	21.80%	20.20%	22.27%	26.13%	23.68%	8.66%	22.55%	22.68%	20.36%	14.80%	13.38%	23.15%	26.78%	11.08%	15.80%	23.53%
Small extent	10.86%	10.48%	9.43%	9.61%	15.89%	9.86%	10.64%	15.60%	12.67%	6.74%	5.72%	11.77%	7.02%	4.94%	10.68%	11.56%
Not at all	8.88%	9.07%	6.90%	7.92%	13.31%	3.53%	8.47%	13.41%	12.54%	5.50%	4.24%	9.24%	41.87%	5.79%	6.31%	9.48%
Unweighted n	3,874	2,172	666	346	612	78	2,467	425	244	738	841	2,983	50	615	418	2,837

NOTE: For this question, skip logic was applied as follows: //Ask if DODSHL = "Yes"//

DODSHLEXTD: With regard to the DoD Safe Helpline (SHL), to what extent do...?: You use the DoD SHL at your military location/area of operation

	Total DoD	Service					Status				Role			Duty Type		
	Total DoD	Army	Navy	Marine Corps	Air Force	DoD Agency	Active Duty	National Guard	Reserve	Civilian	SARC	VA/ UVA	SVC/ VLC/ SVP	Sole Duty	Primary Duty	Collateral Duty
Very large extent	25.97%	26.43%	27.81%	25.29%	20.83%	33.06%	26.03%	14.88%	23.69%	38.83%	37.92%	24.25%	3.52%	42.02%	29.45%	23.89%
Large extent	22.68%	24.31%	22.54%	21.27%	18.75%	24.26%	22.59%	22.39%	27.01%	21.00%	26.24%	22.21%	11.96%	23.21%	26.03%	22.33%
Moderate extent	23.02%	21.56%	23.86%	24.09%	25.13%	23.27%	23.39%	23.66%	20.50%	20.48%	19.38%	23.59%	26.19%	16.17%	21.97%	23.81%
Small extent	14.62%	13.59%	14.27%	15.05%	18.71%	7.51%	14.74%	18.45%	13.54%	10.06%	8.94%	15.54%	16.75%	10.58%	10.87%	15.45%
Not at all	13.70%	14.11%	11.53%	14.31%	16.57%	11.90%	13.24%	20.62%	15.26%	9.63%	7.52%	14.40%	41.58%	8.02%	11.68%	14.52%
Unweighted n	3,866	2,169	665	347	608	77	2,462	427	242	735	839	2,978	49	613	418	2,831

NOTE: For this question, skip logic was applied as follows: //Ask if DODSHL = "Yes"//

DODSHLEXTEx: With regard to the DoD Safe Helpline (SHL), to what extent do...?: You use the DoD SHL educational program

	Total DoD	Service					Status				Role			Duty Type		
	Total DoD	Army	Navy	Marine Corps	Air Force	DoD Agency	Active Duty	National Guard	Reserve	Civilian	SARC	VA/ UVA	SVC/ VLC/ SVP	Sole Duty	Primary Duty	Collateral Duty
Very large extent	21.37%	22.39%	21.82%	20.48%	17.22%	31.74%	21.32%	13.03%	21.40%	30.66%	29.88%	20.19%	1.79%	33.82%	21.99%	19.96%
Large extent	20.66%	21.98%	20.96%	18.43%	17.05%	27.81%	20.20%	21.60%	23.89%	21.90%	25.31%	20.04%	8.30%	21.43%	27.37%	19.95%
Moderate extent	23.21%	22.08%	24.76%	23.10%	24.32%	13.49%	23.80%	22.10%	21.25%	20.19%	20.26%	23.72%	21.74%	18.46%	23.98%	23.61%
Small extent	16.98%	17.12%	15.58%	18.04%	19.03%	11.25%	16.99%	19.27%	16.56%	14.64%	15.71%	17.23%	13.21%	14.25%	14.25%	17.55%
Not at all	17.78%	16.44%	16.88%	19.95%	22.39%	15.70%	17.68%	24.00%	16.90%	12.62%	8.84%	18.82%	54.96%	12.04%	12.41%	18.93%
Unweighted n	3,858	2,160	665	348	607	78	2,455	425	241	737	835	2,975	48	611	417	2,826

NOTE: For this question, skip logic was applied as follows: //Ask if DODSHL = "Yes"// GRPCOUNSEL:

Are group counseling resources available for victims of sexual assault at your location?

	Total DoD	Service					Status				Role			Duty Type		
	Total DoD	Army	Navy	Marine Corps	Air Force	DoD Agency	Active Duty	National Guard	Reserve	Civilian	SARC	VA/ UVA	SVC/ VLC/ SVP	Sole Duty	Primary Duty	Collateral Duty
Yes	60.60%	60.04%	65.29%	66.63%	50.26%	35.66%	65.28%	45.57%	40.22%	45.75%	58.00%	61.07%	57.16%	58.02%	55.99%	61.30%
No	39.40%	39.96%	34.71%	33.37%	49.74%	64.34%	34.72%	54.43%	59.78%	54.25%	42.00%	38.93%	42.84%	41.98%	44.01%	38.70%
Unweighted n	4,011	2,272	675	363	622	79	2,571	450	258	732	850	3,108	53	617	427	2,962

DODSHR: Are you familiar with Safe HelpRoom?

	Total DoD	Service					Status				Role			Duty Type		
	Total DoD	Army	Navy	Marine Corps	Air Force	DoD Agency	Active Duty	National Guard	Reserve	Civilian	SARC	VA/ UVA	SVC/ VLC/ SVP	Sole Duty	Primary Duty	Collateral Duty
Yes	48.10%	48.28%	49.51%	43.44%	46.32%	73.38%	46.21%	46.99%	38.78%	74.34%	62.19%	46.30%	13.28%	68.36%	56.24%	45.09%
No	51.90%	51.72%	50.49%	56.56%	53.68%	26.62%	53.79%	53.01%	61.22%	25.66%	37.81%	53.70%	86.72%	31.64%	43.76%	54.91%
Unweighted n	4,038	2,281	686	362	630	79	2,591	450	259	738	849	3,131	58	621	427	2,984

INITTRNA: To what extent did your initial training for your role as [PIPE using verbatim responses from SRELIG] prepare you for...?: Having structured conversations with victims

	Total DoD	Service					Status				Role			Duty Type		
	Total DoD	Army	Navy	Marine Corps	Air Force	DoD Agency	Active Duty	National Guard	Reserve	Civilian	SARC	VA/ UVA	SVC/ VLC/ SVP	Sole Duty	Primary Duty	Collateral Duty
Very large extent	38.19%	32.64%	45.19%	30.37%	46.92%	39.16%	39.31%	33.12%	32.40%	36.87%	28.32%	39.79%	37.82%	34.37%	37.31%	38.75%
Large extent	30.48%	28.89%	31.84%	36.34%	29.34%	20.04%	30.82%	32.25%	28.58%	26.51%	27.10%	30.97%	34.36%	27.58%	28.66%	30.93%
Moderate extent	19.59%	22.55%	16.13%	19.77%	17.13%	20.38%	18.89%	22.21%	24.82%	19.96%	23.90%	18.89%	20.05%	20.13%	19.58%	19.49%
Small extent	7.28%	9.62%	4.58%	7.69%	4.66%	13.97%	7.02%	5.35%	8.39%	11.20%	12.35%	6.46%	7.77%	12.14%	8.10%	6.69%
Not at all	4.45%	6.31%	2.26%	5.83%	1.94%	6.44%	3.95%	7.08%	5.80%	5.46%	8.32%	3.89%	0.00%	5.78%	6.35%	4.14%
Unweighted n	4,052	2,288	687	362	636	79	2,598	450	259	745	853	3,141	58	624	429	2,994

INITTRNB: To what extend did your initial training for your role as [PIPE using verbatim responses from SRELIG] prepare you for...?: Helping victims through the court-martial process

	Total DoD	Service					Status				Role			Duty Type		
	Total DoD	Army	Navy	Marine Corps	Air Force	DoD Agency	Active Duty	National Guard	Reserve	Civilian	SARC	VA/ UVA	SVC/ VLC/ SVP	Sole Duty	Primary Duty	Collateral Duty
Very large extent	22.03%	16.77%	27.53%	15.19%	32.35%	19.40%	23.67%	13.47%	16.11%	19.53%	14.59%	22.73%	59.46%	23.55%	22.08%	21.89%
Large extent	19.75%	17.40%	23.16%	19.83%	20.92%	8.36%	20.59%	16.98%	14.76%	17.96%	15.83%	20.30%	25.88%	14.61%	17.58%	20.51%
Moderate extent	25.44%	24.22%	26.60%	26.06%	27.10%	15.82%	25.70%	23.93%	28.42%	22.52%	23.99%	25.84%	13.16%	22.38%	22.53%	25.98%
Small extent	19.54%	22.51%	16.22%	24.22%	12.98%	29.75%	18.81%	22.55%	21.54%	21.90%	23.54%	19.13%	1.51%	21.76%	21.13%	19.15%
Not at all	13.25%	19.10%	6.48%	14.70%	6.66%	26.68%	11.22%	23.07%	19.17%	18.09%	22.04%	12.00%	0.00%	17.71%	16.68%	12.47%
Unweighted n	4,042	2,282	686	361	634	79	2,594	450	255	743	853	3,131	58	622	429	2,986

INITTRNC: To what extend did your initial training for your role as [PIPE using verbatim responses from SRELIG] prepare you for...?: Serving men who have experienced sexual assault

	Total DoD	Service					Status				Role			Duty Type		
	Total DoD	Army	Navy	Marine Corps	Air Force	DoD Agency	Active Duty	National Guard	Reserve	Civilian	SARC	VA/ UVA	SVC/ VLC/ SVP	Sole Duty	Primary Duty	Collateral Duty
Very large extent	28.06%	21.44%	36.11%	23.16%	36.37%	22.14%	29.62%	20.26%	22.24%	25.41%	18.74%	29.48%	34.56%	25.12%	26.91%	28.53%
Large extent	25.38%	22.50%	29.53%	26.33%	25.90%	17.69%	26.30%	22.13%	22.20%	22.17%	20.61%	26.19%	22.85%	21.05%	23.68%	25.96%
Moderate extent	24.48%	26.73%	20.98%	27.42%	22.20%	28.23%	23.96%	28.87%	25.58%	23.87%	27.10%	24.02%	27.09%	24.70%	22.37%	24.62%
Small extent	14.35%	18.05%	9.73%	13.29%	12.17%	23.61%	12.98%	17.65%	20.02%	20.22%	20.34%	13.42%	11.38%	20.30%	14.35%	13.74%
Not at all	7.73%	11.28%	3.65%	9.80%	3.36%	8.33%	7.14%	11.09%	9.95%	8.33%	13.21%	6.90%	4.11%	8.83%	12.68%	7.15%
Unweighted n	4,046	2,284	686	361	636	79	2,595	450	256	745	853	3,135	58	623	430	2,988

DSAlDUSE: Do you use the Defense Sexual Assault Incident Database (DSAlD) as part of your routine job duties?

	Total DoD	Service					Status				Role			Duty Type		
	Total DoD	Army	Navy	Marine Corps	Air Force	DoD Agency	Active Duty	National Guard	Reserve	Civilian	SARC	VA/ UVA	SVC/ VLC/ SVP	Sole Duty	Primary Duty	Collateral Duty
Yes	17.93%	17.12%	17.74%	18.57%	18.30%	50.59%	16.34%	9.45%	8.60%	48.92%	55.87%	11.77%	---	70.22%	34.00%	11.35%
No	82.07%	82.88%	82.26%	81.43%	81.70%	49.41%	83.66%	90.55%	91.40%	51.08%	44.13%	88.23%	---	29.78%	66.00%	88.65%
Unweighted n	3,987	2,263	678	346	621	79	2,543	449	255	740	852	3,135	---	577	421	2,984

NOTE: For this question, skip logic was applied as follows: //Ask if SRELIG = "Sexual Assault Response Coordinator (SARC)" OR SRELIG = "Victim Advocate (VA)" OR SRELIG = "Uniformed Victim Advocate (UVA)/United States Air Force

DSAlDEXTA: To what extent do you use the Defense Sexual Assault Incident Database (DSAlD) for...?: Tracking cases for reporting purposes

	Total DoD	Service					Status				Role			Duty Type		
	Total DoD	Army	Navy	Marine Corps	Air Force	DoD Agency	Active Duty	National Guard	Reserve	Civilian	SARC	VA/ UVA	SVC/ VLC/ SVP	Sole Duty	Primary Duty	Collateral Duty
Very large extent	40.24%	46.96%	26.58%	33.53%	49.21%	50.45%	33.90%	37.60%	18.76%	63.17%	62.74%	22.27%	---	68.77%	42.04%	22.05%
Large extent	19.66%	19.53%	17.57%	22.94%	19.87%	29.99%	21.50%	19.97%	8.79%	15.12%	20.72%	18.82%	---	18.39%	24.82%	18.96%
Moderate extent	16.09%	14.47%	18.90%	14.71%	17.78%	9.02%	18.50%	15.89%	19.35%	8.16%	9.45%	21.39%	---	5.65%	16.94%	22.31%
Small extent	11.39%	9.30%	18.14%	7.17%	7.84%	10.54%	11.77%	16.07%	22.34%	7.94%	4.87%	16.59%	---	4.17%	8.66%	16.65%
Not at all	12.63%	9.74%	18.81%	21.64%	5.30%	0.00%	14.32%	10.47%	30.76%	5.61%	2.22%	20.93%	---	3.03%	7.54%	20.04%
Unweighted n	879	432	158	91	158	40	427	47	24	381	535	344	---	409	178	292

NOTE: For this question, skip logic was applied as follows: //Ask if DSAlDUSE = "Yes"//

DSAIDEXTB: To what extent do you use the Defense Sexual Assault Incident Database (DSAID) for...?: Tracking victims' service referrals

	Total DoD	Service					Status				Role			Duty Type		
	Total DoD	Army	Navy	Marine Corps	Air Force	DoD Agency	Active Duty	National Guard	Reserve	Civilian	SARC	VA/ UVA	SVC/ VLC/ SVP	Sole Duty	Primary Duty	Collateral Duty
Very large extent	32.45%	36.79%	23.61%	29.03%	37.65%	38.50%	27.34%	22.54%	13.61%	52.81%	46.86%	20.87%	---	52.62%	34.56%	19.30%
Large extent	16.92%	17.62%	15.95%	20.36%	14.55%	15.01%	18.57%	22.06%	5.31%	12.03%	17.63%	16.34%	---	15.49%	21.94%	16.35%
Moderate extent	20.31%	18.04%	20.84%	17.77%	27.57%	22.33%	21.60%	28.05%	21.20%	14.55%	17.53%	22.54%	---	12.80%	22.99%	24.21%
Small extent	15.17%	15.73%	17.26%	10.11%	13.07%	15.45%	15.43%	16.68%	29.13%	12.37%	12.66%	17.18%	---	13.21%	10.63%	17.69%
Not at all	15.16%	11.83%	22.35%	22.73%	7.17%	8.71%	17.05%	10.66%	30.76%	8.24%	5.32%	23.06%	---	5.88%	9.88%	22.45%
Unweighted n	872	429	156	91	156	40	425	46	24	377	532	340	---	407	175	290

NOTE: For this question, skip logic was applied as follows: //Ask if DSAIDUSE = "Yes"//

DSAIDEXTC: To what extent do you use the Defense Sexual Assault Incident Database (DSAID) for...?: Case management activities

	Total DoD	Service					Status				Role			Duty Type		
	Total DoD	Army	Navy	Marine Corps	Air Force	DoD Agency	Active Duty	National Guard	Reserve	Civilian	SARC	VA/ UVA	SVC/ VLC/ SVP	Sole Duty	Primary Duty	Collateral Duty
Very large extent	35.47%	41.09%	25.71%	24.27%	43.07%	46.25%	30.78%	31.98%	13.61%	53.34%	52.26%	21.81%	---	59.63%	33.86%	20.70%
Large extent	18.47%	18.23%	15.43%	27.21%	17.57%	25.18%	19.98%	19.57%	8.61%	14.72%	20.77%	16.59%	---	15.62%	27.53%	17.59%
Moderate extent	18.68%	17.32%	20.94%	16.03%	21.61%	11.67%	20.64%	23.21%	21.20%	11.36%	12.56%	23.66%	---	9.92%	18.91%	24.13%
Small extent	13.46%	13.15%	17.82%	8.33%	9.05%	16.90%	13.07%	14.77%	25.82%	12.93%	10.23%	16.09%	---	10.15%	12.15%	15.93%
Not at all	13.93%	10.21%	20.10%	24.16%	8.69%	0.00%	15.54%	10.47%	30.76%	7.65%	4.19%	21.86%	---	4.67%	7.55%	21.66%
Unweighted n	872	432	156	90	155	39	422	47	24	379	534	338	---	408	177	287

NOTE: For this question, skip logic was applied as follows: //Ask if DSAIDUSE = "Yes"//

DSAIDEXTD: To what extent do you use the Defense Sexual Assault Incident Database (DSAID) for...?: Tracking victims' locations

	Total DoD	Service					Status				Role			Duty Type		
	Total DoD	Army	Navy	Marine Corps	Air Force	DoD Agency	Active Duty	National Guard	Reserve	Civilian	SARC	VA/ UVA	SVC/ VLC/ SVP	Sole Duty	Primary Duty	Collateral Duty
Very large extent	23.60%	28.76%	15.38%	21.29%	24.89%	28.49%	21.74%	10.63%	11.08%	33.51%	32.36%	16.61%	---	36.11%	22.22%	16.24%
Large extent	16.77%	15.64%	18.19%	20.23%	15.88%	11.43%	18.43%	12.15%	5.31%	13.88%	16.55%	16.95%	---	13.27%	24.26%	16.79%
Moderate extent	19.95%	19.91%	19.80%	14.46%	24.38%	19.81%	21.33%	33.89%	27.21%	11.93%	17.07%	22.24%	---	15.00%	19.00%	23.28%
Small extent	17.73%	16.10%	21.79%	14.58%	16.50%	20.04%	16.35%	23.95%	25.64%	19.87%	18.98%	16.73%	---	19.72%	15.20%	17.22%
Not at all	21.96%	19.59%	24.83%	29.44%	18.35%	20.23%	22.16%	19.37%	30.76%	20.81%	15.05%	27.47%	---	15.91%	19.31%	26.47%
Unweighted n	869	427	158	91	153	40	422	46	24	377	530	339	---	406	174	289

NOTE: For this question, skip logic was applied as follows: //Ask if DSAIDUSE = "Yes"//

DSAIDEXTE: To what extent do you use the Defense Sexual Assault Incident Database (DSAID) for...?: Records management

	Total DoD	Service					Status				Role			Duty Type		
	Total DoD	Army	Navy	Marine Corps	Air Force	DoD Agency	Active Duty	National Guard	Reserve	Civilian	SARC	VA/ UVA	SVC/ VLC/ SVP	Sole Duty	Primary Duty	Collateral Duty
Very large extent	34.60%	40.87%	23.38%	29.29%	39.63%	42.51%	30.12%	29.63%	13.61%	52.17%	49.64%	22.55%	---	56.59%	34.86%	20.80%
Large extent	20.64%	21.46%	19.70%	23.22%	17.03%	27.05%	21.68%	19.98%	15.65%	18.11%	23.82%	18.09%	---	21.41%	27.62%	18.15%
Moderate extent	18.06%	15.72%	18.48%	17.53%	25.06%	15.18%	19.36%	25.64%	17.35%	12.50%	13.88%	21.40%	---	10.61%	20.95%	21.87%
Small extent	13.13%	10.63%	19.80%	11.10%	9.79%	9.88%	13.67%	16.90%	22.63%	9.52%	7.34%	17.76%	---	6.39%	8.83%	18.57%
Not at all	13.58%	11.32%	18.64%	18.87%	8.48%	5.38%	15.18%	7.84%	30.76%	7.69%	5.32%	20.20%	---	5.00%	7.74%	20.61%
Unweighted n	877	431	158	90	157	41	426	47	24	380	535	342	---	410	176	291

NOTE: For this question, skip logic was applied as follows: //Ask if DSAIDUSE = "Yes"//

DSAIEXTF: To what extent do you use the Defense Sexual Assault Incident Database (DSAID) for...?: Manpower (e.g., counting hours, contacts)

	Total DoD	Service					Status				Role			Duty Type		
	Total DoD	Army	Navy	Marine Corps	Air Force	DoD Agency	Active Duty	National Guard	Reserve	Civilian	SARC	VA/ UVA	SVC/ VLC/ SVP	Sole Duty	Primary Duty	Collateral Duty
Very large extent	16.06%	18.56%	12.48%	15.21%	16.61%	12.80%	16.93%	6.83%	11.08%	15.83%	16.62%	15.62%	---	18.38%	11.13%	16.04%
Large extent	14.20%	14.14%	16.58%	13.65%	12.29%	2.47%	17.14%	13.03%	7.84%	5.94%	12.84%	15.29%	---	11.54%	17.39%	14.93%
Moderate extent	18.96%	18.95%	20.64%	16.15%	19.04%	12.14%	19.76%	27.37%	22.84%	14.27%	14.93%	22.22%	---	13.82%	18.22%	22.39%
Small extent	20.58%	21.33%	21.09%	16.96%	18.36%	29.28%	19.34%	28.66%	8.41%	24.29%	22.58%	18.97%	---	23.30%	26.61%	17.14%
Not at all	30.20%	27.01%	29.21%	38.02%	33.69%	43.31%	26.83%	24.11%	49.83%	39.68%	33.04%	27.90%	---	32.96%	26.65%	29.49%
<i>Unweighted n</i>	<i>874</i>	<i>431</i>	<i>157</i>	<i>91</i>	<i>155</i>	<i>40</i>	<i>425</i>	<i>47</i>	<i>24</i>	<i>378</i>	<i>535</i>	<i>339</i>	<i>---</i>	<i>409</i>	<i>175</i>	<i>290</i>

NOTE: For this question, skip logic was applied as follows: //Ask if DSAIDUSE = "Yes"//

DSAIEXTG: To what extent do you use the Defense Sexual Assault Incident Database (DSAID) for...?: Reporting out data on cases to leadership

	Total DoD	Service					Status				Role			Duty Type		
	Total DoD	Army	Navy	Marine Corps	Air Force	DoD Agency	Active Duty	National Guard	Reserve	Civilian	SARC	VA/ UVA	SVC/ VLC/ SVP	Sole Duty	Primary Duty	Collateral Duty
Very large extent	23.07%	29.14%	14.48%	18.55%	24.40%	25.05%	22.07%	17.32%	19.10%	27.83%	29.35%	18.05%	---	33.17%	21.52%	17.28%
Large extent	18.12%	18.72%	18.92%	14.87%	15.23%	28.43%	19.09%	16.91%	11.80%	16.06%	18.79%	17.59%	---	19.57%	23.35%	15.73%
Moderate extent	20.97%	19.97%	20.67%	18.19%	26.81%	19.48%	22.90%	24.80%	15.71%	14.75%	19.63%	22.05%	---	15.65%	22.76%	23.74%
Small extent	16.58%	15.03%	19.32%	15.40%	16.92%	15.85%	14.74%	28.60%	11.95%	20.53%	15.91%	17.12%	---	14.55%	18.94%	17.16%
Not at all	21.26%	17.14%	26.62%	33.00%	16.63%	11.19%	21.20%	12.37%	41.44%	20.82%	16.32%	25.20%	---	17.06%	13.43%	26.09%
<i>Unweighted n</i>	<i>873</i>	<i>428</i>	<i>158</i>	<i>91</i>	<i>156</i>	<i>40</i>	<i>425</i>	<i>46</i>	<i>24</i>	<i>378</i>	<i>532</i>	<i>341</i>	<i>---</i>	<i>407</i>	<i>175</i>	<i>291</i>

NOTE: For this question, skip logic was applied as follows: //Ask if DSAIDUSE = "Yes"//

DSACPEXTA: To what extent has the DoD Sexual Assault Advocate Certification Program (D-SAACP)...?: Enhanced your skills in working with victims

	Total DoD	Service					Status				Role			Duty Type		
	Total DoD	Army	Navy	Marine Corps	Air Force	DoD Agency	Active Duty	National Guard	Reserve	Civilian	SARC	VA/ UVA	SVC/ VLC/ SVP	Sole Duty	Primary Duty	Collateral Duty
Very large extent	34.12%	29.75%	38.42%	28.18%	43.06%	37.10%	35.55%	28.33%	30.32%	29.07%	27.16%	35.49%	12.65%	27.46%	33.31%	34.97%
Large extent	29.84%	29.97%	30.50%	29.91%	28.16%	28.45%	30.01%	33.41%	27.97%	25.50%	27.86%	30.28%	19.42%	27.35%	30.09%	30.04%
Moderate extent	20.10%	21.29%	18.38%	23.23%	17.88%	17.10%	19.70%	18.06%	26.44%	21.97%	23.28%	19.66%	14.30%	20.23%	19.93%	20.04%
Small extent	8.25%	9.89%	6.60%	8.75%	6.03%	9.29%	7.54%	10.05%	7.91%	13.48%	12.74%	7.55%	5.74%	12.05%	7.90%	7.90%
Not at all	7.69%	9.10%	6.10%	9.93%	4.87%	8.06%	7.20%	10.15%	7.37%	9.97%	8.95%	7.02%	47.89%	12.92%	8.77%	7.05%
<i>Unweighted n</i>	<i>3,981</i>	<i>2,250</i>	<i>674</i>	<i>355</i>	<i>625</i>	<i>77</i>	<i>2,555</i>	<i>436</i>	<i>256</i>	<i>734</i>	<i>840</i>	<i>3,092</i>	<i>49</i>	<i>608</i>	<i>418</i>	<i>2,949</i>

NOTE: For this question, skip logic was applied as follows: //Ask if SRSVCA ≠ "Coast Guard" AND SRCOMP ≠ "Coast Guard Reserve" AND SRCIVSVC ≠ "Coast Guard"//

DSACPEXTB: To what extent has the DoD Sexual Assault Advocate Certification Program (D-SAACP)...?: Standardized the delivery of victim assistance

	Total DoD	Service					Status				Role			Duty Type		
	Total DoD	Army	Navy	Marine Corps	Air Force	DoD Agency	Active Duty	National Guard	Reserve	Civilian	SARC	VA/ UVA	SVC/ VLC/ SVP	Sole Duty	Primary Duty	Collateral Duty
Very large extent	33.67%	29.17%	37.88%	28.12%	42.78%	38.59%	34.90%	27.78%	29.59%	30.85%	28.69%	34.78%	7.81%	28.75%	33.09%	34.31%
Large extent	30.32%	30.06%	30.83%	32.26%	29.14%	24.78%	30.39%	33.60%	29.52%	26.64%	29.85%	30.47%	24.27%	29.56%	31.70%	30.24%
Moderate extent	21.21%	22.95%	19.60%	23.65%	17.33%	21.62%	21.04%	19.61%	25.32%	21.83%	23.21%	20.98%	13.42%	18.40%	20.85%	21.48%
Small extent	7.34%	8.94%	5.36%	7.32%	6.27%	8.30%	6.61%	10.27%	8.09%	10.72%	9.55%	6.99%	6.62%	10.80%	5.28%	7.18%
Not at all	7.46%	8.88%	6.34%	8.64%	4.48%	6.71%	7.05%	8.74%	7.48%	9.95%	8.71%	6.78%	47.89%	12.49%	9.07%	6.78%
<i>Unweighted n</i>	<i>3,974</i>	<i>2,244</i>	<i>673</i>	<i>354</i>	<i>625</i>	<i>78</i>	<i>2,551</i>	<i>434</i>	<i>254</i>	<i>735</i>	<i>841</i>	<i>3,084</i>	<i>49</i>	<i>609</i>	<i>418</i>	<i>2,941</i>

NOTE: For this question, skip logic was applied as follows: //Ask if SRSVCA ≠ "Coast Guard" AND SRCOMP ≠ "Coast Guard Reserve" AND SRCIVSVC ≠ "Coast Guard"//

CECIVTRNA: Do you use the following resources to meet your continuing education requirement?: DoD SAPRO Programs

	Total DoD	Service					Status				Role			Duty Type		
	Total DoD	Army	Navy	Marine Corps	Air Force	DoD Agency	Active Duty	National Guard	Reserve	Civilian	SARC	VA/ UVA	SVC/ VLC/ SVP	Sole Duty	Primary Duty	Collateral Duty
Yes	59.19%	60.76%	55.78%	49.95%	66.20%	81.29%	57.20%	57.30%	61.51%	79.49%	74.10%	56.83%	---	81.88%	62.51%	56.73%
No	40.81%	39.24%	44.22%	50.05%	33.80%	18.71%	42.80%	42.70%	38.49%	20.51%	25.90%	43.17%	---	18.12%	37.49%	43.27%
Unweighted n	4,111	2,333	701	361	636	80	2,639	460	266	746	863	3,248	---	582	433	3,090

NOTE: For this question, skip logic was applied as follows: //Ask if SRELIG = "Sexual Assault Response Coordinator (SARC)" OR SRELIG = "Victim Advocate (VA)" OR SRELIG = "Uniformed Victim Advocate (UVA)/United StatEs Air Force

CECIVTRNB: Do you use the following resources to meet your continuing education requirement?: Service [PROGRAM_ACRO] Programs

	Total DoD	Service					Status				Role			Duty Type		
	Total DoD	Army	Navy	Marine Corps	Air Force	DoD Agency	Active Duty	National Guard	Reserve	Civilian	SARC	VA/ UVA	SVC/ VLC/ SVP	Sole Duty	Primary Duty	Collateral Duty
Yes	83.24%	82.33%	84.95%	78.59%	85.89%	82.80%	83.13%	82.95%	80.71%	86.46%	88.75%	82.37%	---	90.13%	84.49%	82.47%
No	16.76%	17.67%	15.05%	21.41%	14.11%	17.20%	16.87%	17.05%	19.29%	13.54%	11.25%	17.63%	---	9.87%	15.51%	17.53%
Unweighted n	4,111	2,333	701	361	636	80	2,639	460	266	746	863	3,248	---	582	433	3,090

NOTE: For this question, skip logic was applied as follows: //Ask if SRELIG = "Sexual Assault Response Coordinator (SARC)" OR SRELIG = "Victim Advocate (VA)" OR SRELIG = "Uniformed Victim Advocate (UVA)/United StatEs Air Force

CECIVTRNC: Do you use the following resources to meet your continuing education requirement?: Non-Military provided continuing education or training

	Total DoD	Service					Status				Role			Duty Type		
	Total DoD	Army	Navy	Marine Corps	Air Force	DoD Agency	Active Duty	National Guard	Reserve	Civilian	SARC	VA/ UVA	SVC/ VLC/ SVP	Sole Duty	Primary Duty	Collateral Duty
Yes	53.96%	53.91%	50.69%	46.73%	64.09%	81.76%	50.62%	53.15%	59.61%	84.13%	70.22%	51.39%	---	78.16%	55.47%	51.52%
No	46.04%	46.09%	49.31%	53.27%	35.91%	18.24%	49.38%	46.85%	40.39%	15.87%	29.78%	48.61%	---	21.84%	44.53%	48.48%
Unweighted n	4,111	2,333	701	361	636	80	2,639	460	266	746	863	3,248	---	582	433	3,090

NOTE: For this question, skip logic was applied as follows: //Ask if SRELIG = "Sexual Assault Response Coordinator (SARC)" OR SRELIG = "Victim Advocate (VA)" OR SRELIG = "Uniformed Victim Advocate (UVA)/United StatEs Air Force

CECOCDSAACP: Does your chain of command support your requests to gain the required hours of continuing education training throughout the two years of your DoD Sexual Assault Advocate Certification Program (D-SAACP) certification?

	Total DoD	Service					Status				Role			Duty Type		
	Total DoD	Army	Navy	Marine Corps	Air Force	DoD Agency	Active Duty	National Guard	Reserve	Civilian	SARC	VA/ UVA	SVC/ VLC/ SVP	Sole Duty	Primary Duty	Collateral Duty
Yes	91.97%	90.83%	91.92%	95.45%	93.07%	94.52%	91.53%	93.68%	91.43%	94.71%	94.40%	91.68%	83.29%	94.97%	92.88%	91.56%
No	8.03%	9.17%	8.08%	4.55%	6.93%	5.48%	8.47%	6.32%	8.57%	5.29%	5.60%	8.32%	16.71%	5.03%	7.12%	8.44%
Unweighted n	3,915	2,210	661	350	617	77	2,511	433	249	722	826	3,039	50	604	415	2,890

NOTE: For this question, skip logic was applied as follows: //Ask if SRSVCA ≠ "Coast Guard" AND SRCOMP ≠ "Coast Guard Reserve" AND SRCIVSVC ≠ "Coast Guard"//

DSAACPNXTLVL: Do you plan to pursue certification for the next level of your DoD Sexual Assault Advocate Certification Program (D-SAACP) certification?

	Total DoD	Service					Status				Role			Duty Type		
	Total DoD	Army	Navy	Marine Corps	Air Force	DoD Agency	Active Duty	National Guard	Reserve	Civilian	SARC	VA/ UVA	SVC/ VLC/ SVP	Sole Duty	Primary Duty	Collateral Duty
Yes	64.36%	70.33%	58.88%	53.11%	63.60%	77.63%	64.19%	56.98%	66.55%	72.64%	73.17%	63.53%	15.77%	76.61%	79.60%	61.51%
No	35.64%	29.67%	41.12%	46.89%	36.40%	22.37%	35.81%	43.02%	33.45%	27.36%	26.83%	36.47%	84.23%	23.39%	20.40%	38.49%
Unweighted n	3,906	2,203	662	352	611	78	2,509	429	250	718	825	3,030	51	602	416	2,883

NOTE: For this question, skip logic was applied as follows: //Ask if SRSVCA ≠ "Coast Guard" AND SRCOMP ≠ "Coast Guard Reserve" AND SRCIVSVC ≠ "Coast Guard"//

DSAACPMOTIVE: How would you describe your motivation to move to the next level of your DoD Sexual Assault Certification Program (D-SAACP) certification?

	Total DoD	Service					Status				Role			Duty Type		
	Total DoD	Army	Navy	Marine Corps	Air Force	DoD Agency	Active Duty	National Guard	Reserve	Civilian	SARC	VA/ UVA	SVC/ VLC/ SVP	Sole Duty	Primary Duty	Collateral Duty
Very motivated	46.40%	52.05%	40.19%	31.16%	46.19%	60.31%	45.50%	39.17%	53.29%	56.13%	55.72%	44.73%	22.38%	61.48%	63.50%	42.34%
Motivated	37.14%	34.42%	42.47%	44.09%	33.80%	21.21%	38.60%	40.21%	33.02%	24.35%	29.41%	38.54%	51.24%	25.00%	25.98%	40.01%
Somewhat motivated	15.28%	12.26%	16.48%	22.14%	19.45%	16.84%	15.16%	18.34%	11.85%	15.80%	13.36%	15.61%	26.38%	11.19%	9.55%	16.59%
Not at all motivated	1.18%	1.28%	0.86%	2.62%	0.57%	1.65%	0.73%	2.29%	1.84%	3.71%	1.50%	1.12%	0.00%	2.32%	0.98%	1.06%
Unweighted n	2,585	1,542	398	189	397	59	1,651	246	167	521	613	1,963	9	467	332	1,781

NOTE: For this question, skip logic was applied as follows: //Ask if DSAACPNXTLVL = "Yes"//

DSAACPBARR: Are there any barriers to moving to the next level of your DoD Sexual Assault Advocate Certification Program (D-SAACP) certification?

	Total DoD	Service					Status				Role			Duty Type		
	Total DoD	Army	Navy	Marine Corps	Air Force	DoD Agency	Active Duty	National Guard	Reserve	Civilian	SARC	VA/ UVA	SVC/ VLC/ SVP	Sole Duty	Primary Duty	Collateral Duty
Yes	37.91%	38.14%	38.13%	35.52%	38.61%	31.53%	38.99%	33.27%	47.84%	26.40%	35.53%	38.37%	34.19%	24.35%	32.21%	40.41%
No	62.09%	61.86%	61.87%	64.48%	61.39%	68.47%	61.01%	66.73%	52.16%	73.60%	64.47%	61.63%	65.81%	75.65%	67.79%	59.59%
Unweighted n	2,580	1,540	397	188	396	59	1,648	246	167	519	612	1,959	9	465	331	1,779

NOTE: For this question, skip logic was applied as follows: //Ask if DSAACPNXTLVL = "Yes"//

SVCVLCEXTA: With regard to Special Victims' Counsels (SVC)/Victims' Legal Counsels (VLC), to what extent...?: Do you understand the role of SVCs/VLCs

	Total DoD	Service					Status				Role			Duty Type		
	Total DoD	Army	Navy	Marine Corps	Air Force	DoD Agency	Active Duty	National Guard	Reserve	Civilian	SARC	VA/ UVA	SVC/ VLC/ SVP	Sole Duty	Primary Duty	Collateral Duty
Very large extent	31.92%	28.37%	30.85%	32.92%	43.48%	47.34%	31.87%	20.28%	17.54%	55.05%	47.32%	29.43%	---	65.88%	38.72%	28.04%
Large extent	30.66%	27.04%	36.10%	28.52%	32.59%	30.41%	31.84%	26.31%	26.81%	26.69%	29.01%	30.92%	---	24.74%	25.26%	31.74%
Moderate extent	24.57%	27.52%	23.43%	24.26%	18.60%	12.02%	25.10%	28.17%	33.01%	9.64%	15.40%	26.04%	---	7.33%	22.44%	26.38%
Small extent	9.22%	11.51%	7.99%	9.39%	4.53%	7.32%	8.15%	18.45%	13.56%	6.35%	5.49%	9.82%	---	1.43%	9.68%	9.92%
Not at all	3.64%	5.56%	1.64%	4.92%	0.80%	2.92%	3.04%	6.79%	9.08%	2.26%	2.78%	3.78%	---	0.61%	3.90%	3.92%
Unweighted n	3,845	2,172	651	339	607	76	2,457	429	246	713	820	3,025	---	559	404	2,876

NOTE: For this question, skip logic was applied as follows: //Ask if SRELIG = "Sexual Assault Response Coordinator (SARC)" OR SRELIG = "Victim Advocate (VA)" OR SRELIG = "Uniformed Victim Advocate (UVA)/United States Air Force

SVCVLCEXTB: With regard to Special Victims' Counsels (SVC)/Victims' Legal Counsels (VLC), to what extent...?: Have you interacted with an SVC/VLC on a case in the past 12 months

	Total DoD	Service					Status				Role			Duty Type		
	Total DoD	Army	Navy	Marine Corps	Air Force	DoD Agency	Active Duty	National Guard	Reserve	Civilian	SARC	VA/ UVA	SVC/ VLC/ SVP	Sole Duty	Primary Duty	Collateral Duty
Very large extent	17.00%	15.66%	16.18%	16.31%	21.96%	37.92%	15.50%	10.86%	7.02%	45.01%	36.28%	13.89%	---	53.49%	28.08%	12.45%
Large extent	10.10%	9.81%	10.84%	10.83%	9.04%	10.17%	10.43%	6.92%	7.83%	11.97%	14.75%	9.35%	---	15.26%	11.14%	9.52%
Moderate extent	13.19%	13.73%	13.38%	12.71%	11.85%	6.72%	13.96%	12.20%	13.03%	6.92%	13.13%	13.20%	---	11.20%	13.28%	13.35%
Small extent	11.92%	13.22%	10.14%	10.36%	12.89%	4.98%	12.73%	9.79%	9.94%	7.69%	11.09%	12.05%	---	7.31%	13.50%	12.24%
Not at all	47.80%	47.58%	49.46%	49.78%	44.27%	40.21%	47.38%	60.23%	62.18%	28.41%	24.75%	51.51%	---	12.74%	34.01%	52.43%
Unweighted n	3,839	2,170	651	338	604	76	2,454	428	244	713	819	3,020	---	559	402	2,872

NOTE: For this question, skip logic was applied as follows: //Ask if SRELIG = "Sexual Assault Response Coordinator (SARC)" OR SRELIG = "Victim Advocate (VA)" OR SRELIG = "Uniformed Victim Advocate (UVA)/United States Air Force

SVCVLCEXTC: With regard to Special Victims' Counsels (SVC)/Victims' Legal Counsels (VLC), to what extent...?: Do SVCs/VLCs provide in-person services to victims at your military location/area of operation

	Total DoD	Service					Status				Role			Duty Type		
	Total DoD	Army	Navy	Marine Corps	Air Force	DoD Agency	Active Duty	National Guard	Reserve	Civilian	SARC	VA/ UVA	SVC/ VLC/ SVP	Sole Duty	Primary Duty	Collateral Duty
Very large extent	26.18%	23.58%	24.77%	28.50%	35.88%	20.94%	27.33%	13.17%	11.05%	39.69%	35.29%	24.69%	---	52.24%	28.46%	23.43%
Large extent	21.92%	20.04%	25.21%	20.77%	23.04%	7.18%	23.77%	15.89%	13.05%	16.64%	22.29%	21.86%	---	19.92%	18.28%	22.50%
Moderate extent	21.97%	21.50%	23.52%	24.64%	18.48%	22.77%	23.35%	19.17%	19.77%	13.16%	16.15%	22.92%	---	10.36%	18.10%	23.44%
Small extent	12.85%	13.97%	13.09%	9.20%	11.33%	14.06%	12.16%	21.76%	11.79%	10.36%	9.95%	13.33%	---	6.43%	15.71%	13.19%
Not at all	17.08%	20.91%	13.41%	16.89%	11.27%	35.06%	13.38%	30.00%	44.34%	20.15%	16.31%	17.20%	---	11.05%	19.46%	17.45%
Unweighted n	3,772	2,133	635	337	593	74	2,416	421	239	696	814	2,958	---	555	402	2,810

NOTE: For this question, skip logic was applied as follows: //Ask if SRELIG = "Sexual Assault Response Coordinator (SARC)" OR SRELIG = "Victim Advocate (VA)" OR SRELIG = "Uniformed Victim Advocate (UVA)/United StatEs Air Force

SVCVLCEXTD: With regard to Special Victims' Counsels (SVC)/Victims' Legal Counsels (VLC), to what extent...?: Do SVCs/VLCs provide virtual services to victims at your military location/area of operation

	Total DoD	Service					Status				Role			Duty Type		
	Total DoD	Army	Navy	Marine Corps	Air Force	DoD Agency	Active Duty	National Guard	Reserve	Civilian	SARC	VA/ UVA	SVC/ VLC/ SVP	Sole Duty	Primary Duty	Collateral Duty
Very large extent	23.28%	19.87%	23.47%	22.83%	33.39%	33.06%	24.32%	12.24%	13.10%	32.63%	30.06%	22.16%	---	40.70%	28.79%	21.07%
Large extent	22.33%	20.39%	25.05%	19.22%	25.56%	17.57%	23.54%	18.08%	15.54%	20.01%	25.09%	21.88%	---	25.86%	16.74%	22.55%
Moderate extent	25.97%	25.37%	26.78%	29.34%	24.59%	14.89%	27.17%	25.21%	21.23%	18.38%	19.89%	26.97%	---	17.03%	21.20%	27.24%
Small extent	13.06%	14.46%	12.54%	13.45%	9.87%	5.32%	12.11%	18.79%	17.26%	12.95%	12.90%	13.08%	---	8.17%	16.35%	13.22%
Not at all	15.36%	19.91%	12.16%	15.16%	6.59%	29.17%	12.87%	25.67%	32.86%	16.03%	12.07%	15.90%	---	8.25%	16.92%	15.91%
Unweighted n	3,727	2,111	626	334	584	72	2,387	420	238	682	809	2,918	---	548	397	2,777

NOTE: For this question, skip logic was applied as follows: //Ask if SRELIG = "Sexual Assault Response Coordinator (SARC)" OR SRELIG = "Victim Advocate (VA)" OR SRELIG = "Uniformed Victim Advocate (UVA)/United StatEs Air Force

SVCVLCEXTE: With regard to Special Victims' Counsels (SVC)/Victims' Legal Counsels (VLC), to what extent...?: Do SVCs/VLCs help you understand legal issues

	Total DoD	Service					Status				Role			Duty Type		
	Total DoD	Army	Navy	Marine Corps	Air Force	DoD Agency	Active Duty	National Guard	Reserve	Civilian	SARC	VA/ UVA	SVC/ VLC/ SVP	Sole Duty	Primary Duty	Collateral Duty
Very large extent	28.07%	23.85%	28.23%	29.17%	40.00%	30.72%	28.75%	17.49%	13.39%	43.30%	37.64%	26.50%	---	53.04%	31.31%	25.28%
Large extent	25.53%	22.83%	28.83%	25.81%	27.74%	17.62%	27.18%	19.70%	18.70%	20.70%	25.53%	25.53%	---	22.99%	20.65%	26.28%
Moderate extent	22.63%	22.50%	23.52%	24.85%	20.14%	16.73%	23.52%	22.43%	20.84%	15.42%	18.21%	23.36%	---	13.75%	17.54%	23.97%
Small extent	11.14%	13.46%	9.53%	9.17%	8.20%	14.73%	10.45%	15.54%	16.49%	9.22%	9.41%	11.42%	---	5.39%	16.95%	11.16%
Not at all	12.63%	17.36%	9.88%	11.00%	3.92%	20.20%	10.10%	24.84%	30.58%	11.36%	9.21%	13.19%	---	4.83%	13.55%	13.31%
Unweighted n	3,773	2,131	635	338	595	74	2,413	425	239	696	814	2,959	---	555	401	2,812

NOTE: For this question, skip logic was applied as follows: //Ask if SRELIG = "Sexual Assault Response Coordinator (SARC)" OR SRELIG = "Victim Advocate (VA)" OR SRELIG = "Uniformed Victim Advocate (UVA)/United StatEs Air Force

RETALTRN: Have you received training on how to handle retaliation against victims?

	Total DoD	Service					Status				Role			Duty Type		
	Total DoD	Army	Navy	Marine Corps	Air Force	DoD Agency	Active Duty	National Guard	Reserve	Civilian	SARC	VA/ UVA	SVC/ VLC/ SVP	Sole Duty	Primary Duty	Collateral Duty
Yes	74.60%	75.87%	72.47%	76.59%	73.77%	72.05%	74.81%	76.14%	71.51%	72.98%	76.34%	74.13%	89.09%	78.02%	73.29%	74.36%
No	15.54%	17.28%	14.53%	12.16%	14.25%	19.42%	14.52%	17.82%	17.82%	21.41%	18.92%	15.08%	9.07%	18.04%	19.16%	14.96%
I do not know	9.86%	6.85%	13.01%	11.24%	11.99%	8.52%	10.66%	6.04%	10.67%	5.62%	4.75%	10.79%	1.84%	3.94%	7.55%	10.68%
Unweighted n	3,914	2,198	666	350	624	76	2,516	428	248	722	823	3,036	55	605	415	2,888

RETALPREP: To what extent do you feel prepared to deal with victim retaliation issues?

	Total DoD	Service					Status				Role			Duty Type		
	Total DoD	Army	Navy	Marine Corps	Air Force	DoD Agency	Active Duty	National Guard	Reserve	Civilian	SARC	VA/ UVA	SVC/ VLC/ SVP	Sole Duty	Primary Duty	Collateral Duty
Very large extent	22.62%	24.14%	19.47%	23.53%	23.89%	16.90%	23.49%	17.94%	14.94%	24.41%	24.85%	22.01%	41.26%	31.52%	25.73%	21.40%
Large extent	27.72%	27.61%	29.18%	28.81%	24.60%	24.55%	28.39%	25.58%	23.96%	26.03%	29.13%	27.34%	39.04%	27.70%	29.70%	27.59%
Moderate extent	30.81%	29.75%	31.32%	28.82%	34.09%	36.69%	30.38%	32.58%	36.76%	29.03%	28.62%	31.37%	15.58%	26.74%	27.13%	31.46%
Small extent	14.00%	14.03%	14.60%	14.22%	12.74%	11.18%	13.09%	18.34%	16.32%	16.56%	13.77%	14.19%	2.53%	11.75%	12.66%	14.40%
Not at all	4.86%	4.48%	5.43%	4.62%	4.68%	10.68%	4.65%	5.56%	8.01%	3.96%	3.65%	5.10%	1.59%	2.30%	4.77%	5.15%
Unweighted n	3,897	2,193	660	349	619	76	2,505	427	245	720	821	3,021	55	603	413	2,875

PREPFAC TA: What factors most contribute to feeling prepared to deal with victim retaliation?: Training

	Total DoD	Service					Status				Role			Duty Type		
	Total DoD	Army	Navy	Marine Corps	Air Force	DoD Agency	Active Duty	National Guard	Reserve	Civilian	SARC	VA/ UVA	SVC/ VLC/ SVP	Sole Duty	Primary Duty	Collateral Duty
Yes	82.66%	81.76%	85.46%	84.71%	79.33%	71.24%	83.55%	81.95%	84.73%	73.09%	78.04%	83.51%	77.45%	75.33%	83.13%	83.50%
No	17.34%	18.24%	14.54%	15.29%	20.67%	28.76%	16.45%	18.05%	15.27%	26.91%	21.96%	16.49%	22.55%	24.67%	16.87%	16.50%
Unweighted n	3,158	1,786	522	281	509	60	2,071	325	187	575	677	2,429	52	516	345	2,291

NOTE: For this question, skip logic was applied as follows: //Ask if RETALPREP = "Moderate extent" OR RETALPREP = "Large extent" OR REALPREP = "Very large extent"//

PREPFAC TB: What factors most contribute to feeling prepared to deal with victim retaliation?: Resources

	Total DoD	Service					Status				Role			Duty Type		
	Total DoD	Army	Navy	Marine Corps	Air Force	DoD Agency	Active Duty	National Guard	Reserve	Civilian	SARC	VA/ UVA	SVC/ VLC/ SVP	Sole Duty	Primary Duty	Collateral Duty
Yes	72.56%	69.13%	76.00%	74.17%	75.39%	71.50%	73.48%	66.38%	74.65%	68.45%	69.53%	73.15%	66.83%	67.92%	76.53%	72.67%
No	27.44%	30.87%	24.00%	25.83%	24.61%	28.50%	26.52%	33.62%	25.35%	31.55%	30.47%	26.85%	33.17%	32.08%	23.47%	27.33%
Unweighted n	3,158	1,786	522	281	509	60	2,071	325	187	575	677	2,429	52	516	345	2,291

NOTE: For this question, skip logic was applied as follows: //Ask if RETALPREP = "Moderate extent" OR RETALPREP = "Large extent" OR REALPREP = "Very large extent"//

PREPFAC TC: What factors most contribute to feeling prepared to deal with victim retaliation?: Your team

	Total DoD	Service					Status				Role			Duty Type		
	Total DoD	Army	Navy	Marine Corps	Air Force	DoD Agency	Active Duty	National Guard	Reserve	Civilian	SARC	VA/ UVA	SVC/ VLC/ SVP	Sole Duty	Primary Duty	Collateral Duty
Yes	67.64%	64.15%	70.11%	61.62%	77.37%	71.87%	68.89%	61.44%	60.90%	65.89%	64.09%	68.16%	72.30%	68.32%	68.90%	67.44%
No	32.36%	35.85%	29.89%	38.38%	22.63%	28.13%	31.11%	38.56%	39.10%	34.11%	35.91%	31.84%	27.70%	31.68%	31.10%	32.56%
Unweighted n	3,158	1,786	522	281	509	60	2,071	325	187	575	677	2,429	52	516	345	2,291

NOTE: For this question, skip logic was applied as follows: //Ask if RETALPREP = "Moderate extent" OR RETALPREP = "Large extent" OR REALPREP = "Very large extent"//

PREPFAC TD: What factors most contribute to feeling prepared to deal with victim retaliation?: Experience

	Total DoD	Service					Status				Role			Duty Type		
	Total DoD	Army	Navy	Marine Corps	Air Force	DoD Agency	Active Duty	National Guard	Reserve	Civilian	SARC	VA/ UVA	SVC/ VLC/ SVP	Sole Duty	Primary Duty	Collateral Duty
Yes	62.79%	63.19%	61.44%	63.73%	63.35%	66.05%	61.96%	61.17%	64.09%	72.08%	66.23%	61.74%	93.36%	70.63%	68.39%	61.32%
No	37.21%	36.81%	38.56%	36.27%	36.65%	33.95%	38.04%	38.84%	35.91%	27.92%	33.77%	38.26%	6.64%	29.37%	31.61%	38.68%
Unweighted n	3,158	1,786	522	281	509	60	2,071	325	187	575	677	2,429	52	516	345	2,291

NOTE: For this question, skip logic was applied as follows: //Ask if RETALPREP = "Moderate extent" OR RETALPREP = "Large extent" OR REALPREP = "Very large extent"//

UNPREPFACTA: What factors contribute most to feeling unprepared to deal with victim retaliation? Training

	Total DoD	Service					Status				Role			Duty Type		
	Total DoD	Army	Navy	Marine Corps	Air Force	DoD Agency	Active Duty	National Guard	Reserve	Civilian	SARC	VA/ UVA	SVC/ VLC/ SVP	Sole Duty	Primary Duty	Collateral Duty
Yes	69.52%	71.19%	70.62%	70.50%	58.88%	94.20%	67.98%	67.31%	78.90%	77.88%	78.76%	68.15%	NR	84.13%	70.82%	68.28%
No	30.48%	28.81%	29.38%	29.50%	41.12%	5.80%	32.02%	32.69%	21.10%	22.12%	21.24%	31.85%	NR	15.87%	29.18%	31.72%
Unweighted n	739	407	138	68	110	16	434	102	58	145	144	592	NR	87	68	584

NOTE: For this question, skip logic was applied as follows: //Ask if RETALPREP = "Not at all" OR RETALPREP = "Small extent"// UNPREPFACTB:

What factors contribute most to feeling unprepared to deal with victim retaliation? Resources

	Total DoD	Service					Status				Role			Duty Type		
	Total DoD	Army	Navy	Marine Corps	Air Force	DoD Agency	Active Duty	National Guard	Reserve	Civilian	SARC	VA/ UVA	SVC/ VLC/ SVP	Sole Duty	Primary Duty	Collateral Duty
Yes	39.30%	42.16%	40.28%	37.17%	28.39%	49.73%	36.34%	43.85%	43.60%	54.86%	43.56%	38.68%	NR	58.30%	45.16%	37.32%
No	60.70%	57.84%	59.72%	62.83%	71.61%	50.27%	63.66%	56.15%	56.40%	45.14%	56.44%	61.32%	NR	41.70%	54.84%	62.68%
Unweighted n	739	407	138	68	110	16	434	102	58	145	144	592	NR	87	68	584

NOTE: For this question, skip logic was applied as follows: //Ask if RETALPREP = "Not at all" OR RETALPREP = "Small extent"// UNPREPFACTC:

What factors contribute most to feeling unprepared to deal with victim retaliation? Your team

	Total DoD	Service					Status				Role			Duty Type		
	Total DoD	Army	Navy	Marine Corps	Air Force	DoD Agency	Active Duty	National Guard	Reserve	Civilian	SARC	VA/ UVA	SVC/ VLC/ SVP	Sole Duty	Primary Duty	Collateral Duty
Yes	20.55%	21.42%	25.17%	11.70%	13.03%	29.40%	21.34%	15.66%	19.32%	21.22%	18.51%	20.74%	NR	25.03%	16.59%	20.54%
No	79.45%	78.58%	74.83%	88.30%	86.97%	70.60%	78.66%	84.34%	80.68%	78.78%	81.49%	79.26%	NR	74.97%	83.41%	79.46%
Unweighted n	739	407	138	68	110	16	434	102	58	145	144	592	NR	87	68	584

NOTE: For this question, skip logic was applied as follows: //Ask if RETALPREP = "Not at all" OR RETALPREP = "Small extent"//

UNPREPFACTD: What factors contribute most to feeling unprepared to deal with victim retaliation? Experience

	Total DoD	Service					Status				Role			Duty Type		
	Total DoD	Army	Navy	Marine Corps	Air Force	DoD Agency	Active Duty	National Guard	Reserve	Civilian	SARC	VA/ UVA	SVC/ VLC/ SVP	Sole Duty	Primary Duty	Collateral Duty
Yes	79.72%	82.56%	77.76%	74.18%	79.56%	72.52%	80.14%	83.09%	84.92%	67.82%	70.42%	81.20%	NR	70.14%	67.15%	81.54%
No	20.28%	17.44%	22.24%	25.82%	20.44%	27.48%	19.86%	16.91%	15.08%	32.18%	29.58%	18.80%	NR	29.86%	32.85%	18.46%
Unweighted n	739	407	138	68	110	16	434	102	58	145	144	592	NR	87	68	584

NOTE: For this question, skip logic was applied as follows: //Ask if RETALPREP = "Not at all" OR RETALPREP = "Small extent"//

RETALCOMA: To what extent do you agree...?: I have witnessed or know of retaliation from Command Level Authorities [squadron/company level or higher] against other individuals who have protected communications with victims of sexual assault.

	Total DoD	Service					Status				Role			Duty Type		
	Total DoD	Army	Navy	Marine Corps	Air Force	DoD Agency	Active Duty	National Guard	Reserve	Civilian	SARC	VA/ UVA	SVC/ VLC/ SVP	Sole Duty	Primary Duty	Collateral Duty
Strongly agree	5.83%	5.64%	6.37%	5.17%	5.75%	6.13%	5.57%	4.01%	5.83%	10.30%	7.58%	5.43%	13.85%	9.35%	9.93%	5.06%
Agree	11.78%	12.93%	11.51%	8.99%	10.14%	19.75%	11.00%	13.72%	14.51%	15.38%	15.19%	11.11%	20.18%	17.57%	18.52%	10.49%
Neither agree nor disagree	21.08%	19.60%	22.64%	20.57%	23.00%	20.27%	21.13%	21.44%	22.71%	19.16%	17.57%	21.72%	15.58%	16.49%	23.36%	21.35%
Disagree	19.79%	21.09%	20.08%	12.54%	20.02%	20.97%	19.37%	24.40%	16.12%	21.21%	22.97%	19.08%	34.07%	23.73%	18.29%	19.51%
Strongly disagree	41.53%	40.74%	39.40%	52.73%	41.09%	32.88%	42.93%	36.42%	40.83%	33.96%	36.69%	42.65%	16.31%	32.86%	29.91%	43.59%
Unweighted n	3,870	2,177	653	345	619	76	2,489	424	242	715	817	2,998	55	604	408	2,852

RETALCOMB: To what extent do you agree...?: If I felt personally retaliated against as a [PROGRAM ACRO] program manager, I would be comfortable seeking assistance from local referral agencies (IG, OSC or EEO).

	Total DoD	Service					Status				Role			Duty Type		
	Total DoD	Army	Navy	Marine Corps	Air Force	DoD Agency	Active Duty	National Guard	Reserve	Civilian	SARC	VA/ UVA	SVC/ VLC/ SVP	Sole Duty	Primary Duty	Collateral Duty
Strongly agree	32.44%	34.46%	29.39%	28.56%	34.96%	30.85%	32.07%	33.60%	31.62%	35.38%	38.30%	31.58%	26.01%	39.03%	30.76%	31.89%
Agree	17.26%	17.67%	18.70%	14.72%	14.32%	26.43%	16.56%	17.88%	21.23%	20.68%	17.95%	17.09%	21.71%	17.66%	20.17%	16.87%
Neither agree nor disagree	14.85%	13.52%	17.73%	16.83%	12.37%	8.50%	15.44%	13.84%	14.34%	10.64%	11.10%	15.48%	13.50%	9.61%	15.89%	15.33%
Disagree	10.19%	10.34%	10.98%	8.08%	9.52%	11.46%	10.02%	10.47%	7.56%	13.27%	11.32%	10.02%	8.85%	12.54%	12.04%	9.78%
Strongly disagree	25.26%	24.01%	23.20%	31.81%	28.84%	22.76%	25.92%	24.20%	25.26%	20.03%	21.33%	25.83%	29.93%	21.17%	21.14%	26.13%
Unweighted n	3,874	2,180	654	345	619	76	2,489	426	243	716	817	3,002	55	603	410	2,855

RETALDUTY: In the past 12 months, have you felt you have experienced retaliation related to your duties as a(n) [PIPE using verbatim responses from SRELIG]?

	Total DoD	Service					Status				Role			Duty Type		
	Total DoD	Army	Navy	Marine Corps	Air Force	DoD Agency	Active Duty	National Guard	Reserve	Civilian	SARC	VA/ UVA	SVC/ VLC/ SVP	Sole Duty	Primary Duty	Collateral Duty
Yes	5.86%	6.97%	5.27%	4.08%	4.43%	12.20%	5.61%	4.92%	4.22%	10.43%	11.86%	4.86%	8.43%	14.04%	13.00%	4.30%
No	94.14%	93.03%	94.73%	95.92%	95.57%	87.80%	94.39%	95.08%	95.78%	89.57%	88.14%	95.14%	91.57%	85.96%	87.00%	95.70%
Unweighted n	3,860	2,168	655	344	617	76	2,484	422	240	714	813	2,992	55	602	409	2,843

JOBSTRESSA: To what extent do the following issues contribute to your stress in your current position?: My caseload

	Total DoD	Service					Status				Role			Duty Type		
	Total DoD	Army	Navy	Marine Corps	Air Force	DoD Agency	Active Duty	National Guard	Reserve	Civilian	SARC	VA/ UVA	SVC/ VLC/ SVP	Sole Duty	Primary Duty	Collateral Duty
Very large extent	4.00%	4.73%	2.74%	4.40%	3.61%	10.28%	3.79%	3.83%	1.80%	7.67%	10.14%	2.63%	31.75%	13.59%	8.09%	2.56%
Large extent	4.90%	5.20%	4.76%	5.38%	3.36%	14.40%	4.86%	3.83%	3.97%	7.12%	10.45%	3.67%	29.18%	13.38%	6.96%	3.78%
Moderate extent	12.83%	12.50%	13.33%	11.67%	13.27%	19.33%	13.25%	8.31%	8.48%	16.60%	19.18%	11.78%	14.22%	19.04%	17.04%	11.74%
Small extent	17.53%	17.69%	15.82%	21.19%	17.87%	18.32%	17.30%	16.05%	14.41%	23.38%	23.67%	16.64%	9.23%	23.73%	19.19%	16.70%
Not at all	60.73%	59.88%	63.35%	57.37%	61.89%	37.67%	60.79%	67.98%	71.34%	45.22%	36.56%	65.27%	15.63%	30.26%	48.72%	65.22%
Unweighted n	3,793	2,120	649	343	607	74	2,433	417	237	706	803	2,935	55	600	401	2,786

JOBSTRESSB: To what extent do the following issues contribute to your stress in your current position?: The subject matter of my work

	Total DoD	Service					Status				Role			Duty Type		
	Total DoD	Army	Navy	Marine Corps	Air Force	DoD Agency	Active Duty	National Guard	Reserve	Civilian	SARC	VA/ UVA	SVC/ VLC/ SVP	Sole Duty	Primary Duty	Collateral Duty
Very large extent	6.20%	6.64%	6.69%	6.76%	3.41%	7.37%	6.66%	3.57%	3.18%	6.59%	12.13%	4.85%	34.27%	13.69%	8.04%	5.21%
Large extent	9.37%	9.78%	7.36%	13.02%	9.25%	15.12%	9.45%	8.14%	8.55%	10.47%	14.26%	8.40%	21.67%	13.60%	10.92%	8.77%
Moderate extent	19.68%	18.64%	21.05%	18.94%	20.61%	19.97%	20.22%	19.10%	14.45%	18.52%	23.62%	18.97%	24.43%	22.78%	23.92%	18.88%
Small extent	21.27%	20.97%	22.09%	18.92%	22.48%	16.47%	20.78%	23.55%	20.49%	24.12%	19.75%	21.64%	12.29%	23.34%	19.27%	21.26%
Not at all	43.48%	43.96%	42.82%	42.36%	44.25%	41.07%	42.89%	45.64%	53.33%	40.29%	30.23%	46.13%	7.34%	26.60%	37.85%	45.87%
Unweighted n	3,785	2,118	648	342	603	74	2,429	416	237	703	803	2,927	55	598	399	2,782

JOBSTRESSC: To what extent do the following issues contribute to your stress in your current position?: The administrative requirements of the position

	Total DoD	Service					Status				Role			Duty Type		
	Total DoD	Army	Navy	Marine Corps	Air Force	DoD Agency	Active Duty	National Guard	Reserve	Civilian	SARC	VA/ UVA	SVC/ VLC/ SVP	Sole Duty	Primary Duty	Collateral Duty
Very large extent	7.22%	7.83%	6.50%	7.92%	5.84%	14.43%	6.39%	4.70%	6.93%	18.24%	20.85%	4.92%	12.86%	20.78%	10.90%	5.39%
Large extent	9.61%	10.67%	9.03%	10.47%	6.28%	20.25%	9.03%	7.85%	10.72%	16.41%	20.32%	7.65%	25.22%	17.77%	16.60%	8.07%
Moderate extent	19.04%	18.51%	21.40%	19.60%	15.44%	21.87%	19.63%	14.69%	19.28%	17.90%	21.34%	18.56%	26.66%	20.67%	21.01%	18.69%
Small extent	20.76%	20.61%	20.79%	20.56%	21.60%	15.66%	20.92%	24.29%	17.98%	17.22%	18.04%	21.22%	19.23%	19.11%	16.81%	21.28%
Not at all	43.37%	42.38%	42.28%	41.45%	50.84%	27.80%	44.03%	48.47%	45.08%	30.23%	19.45%	47.64%	16.02%	21.68%	34.68%	46.58%
Unweighted n	3,767	2,103	644	342	604	74	2,418	414	237	698	800	2,912	55	594	397	2,770

JOBSTRESSD: To what extent do the following issues contribute to your stress in your current position?: The amount of time I have been in my current position

	Total DoD	Service					Status				Role			Duty Type		
	Total DoD	Army	Navy	Marine Corps	Air Force	DoD Agency	Active Duty	National Guard	Reserve	Civilian	SARC	VA/ UVA	SVC/ VLC/ SVP	Sole Duty	Primary Duty	Collateral Duty
Very large extent	5.07%	5.71%	4.83%	5.26%	3.41%	5.92%	5.27%	3.71%	3.27%	5.89%	9.34%	4.27%	12.68%	6.33%	6.37%	4.76%
Large extent	8.25%	9.37%	7.20%	8.93%	6.40%	9.03%	8.21%	6.72%	12.57%	7.47%	12.23%	7.48%	17.55%	9.86%	11.86%	7.72%
Moderate extent	18.31%	18.07%	19.97%	17.40%	16.54%	16.08%	18.76%	15.68%	19.57%	15.98%	19.42%	18.04%	24.65%	20.11%	21.01%	17.86%
Small extent	20.07%	19.72%	19.85%	22.08%	20.35%	18.12%	20.39%	20.30%	14.70%	20.37%	22.47%	19.69%	19.54%	22.17%	19.64%	19.93%
Not at all	48.29%	47.13%	48.15%	46.32%	53.30%	50.85%	47.37%	53.59%	49.89%	50.29%	36.55%	50.52%	25.57%	41.53%	41.12%	49.73%
Unweighted n	3,776	2,112	643	341	606	74	2,420	415	238	703	803	2,918	55	596	401	2,773

JOBSTRESSE: To what extent do the following issues contribute to your stress in your current position?: The increase in my [PROGRAM_ACRO] workload

	Total DoD	Service					Status				Role			Duty Type		
	Total DoD	Army	Navy	Marine Corps	Air Force	DoD Agency	Active Duty	National Guard	Reserve	Civilian	SARC	VA/ UVA	SVC/ VLC/ SVP	Sole Duty	Primary Duty	Collateral Duty
Very large extent	3.88%	4.58%	2.65%	3.73%	3.64%	14.44%	3.12%	2.19%	3.54%	13.33%	14.54%	1.86%	24.82%	16.68%	8.85%	2.00%
Large extent	5.72%	7.10%	3.54%	7.81%	3.65%	17.14%	5.44%	3.29%	7.07%	10.22%	14.44%	4.07%	22.46%	17.94%	8.97%	4.07%
Moderate extent	13.95%	13.71%	15.41%	15.40%	10.74%	14.44%	14.44%	8.91%	9.16%	17.92%	19.72%	12.91%	21.12%	18.45%	20.88%	12.79%
Small extent	18.49%	17.47%	20.88%	16.72%	18.24%	16.41%	18.88%	17.52%	14.08%	18.76%	21.24%	18.19%	7.40%	18.49%	17.09%	18.58%
Not at all	57.96%	57.14%	57.52%	56.35%	63.73%	37.58%	58.13%	68.09%	66.15%	39.77%	30.07%	62.97%	24.21%	28.45%	44.22%	62.56%
Unweighted n	3,788	2,122	646	342	605	73	2,429	418	237	704	804	2,930	54	598	399	2,785

JOBSTRESSF: To what extent do the following issues contribute to your stress in your current position?: The increasing complexity of the [PROGRAM_ACRO] program

	Total DoD	Service					Status				Role			Duty Type		
	Total DoD	Army	Navy	Marine Corps	Air Force	DoD Agency	Active Duty	National Guard	Reserve	Civilian	SARC	VA/ UVA	SVC/ VLC/ SVP	Sole Duty	Primary Duty	Collateral Duty
Very large extent	6.11%	7.71%	4.01%	6.90%	4.47%	11.18%	5.22%	4.41%	8.17%	15.11%	19.96%	3.71%	16.57%	18.50%	10.88%	4.30%
Large extent	8.51%	9.71%	6.95%	10.16%	5.97%	21.12%	7.77%	6.38%	9.91%	16.96%	18.91%	6.72%	14.83%	20.88%	12.67%	6.74%
Moderate extent	18.22%	18.38%	19.26%	16.64%	16.67%	20.00%	18.66%	16.93%	12.92%	19.00%	21.76%	17.53%	27.00%	20.37%	23.57%	17.42%
Small extent	19.83%	17.84%	23.12%	19.73%	19.78%	15.45%	20.22%	19.35%	18.28%	17.62%	15.86%	20.58%	12.52%	15.63%	14.39%	20.86%
Not at all	47.33%	46.35%	46.66%	46.57%	53.11%	32.25%	48.13%	52.93%	50.73%	31.31%	23.51%	51.47%	29.07%	24.62%	38.49%	50.69%
Unweighted n	3,788	2,122	644	343	605	74	2,425	418	237	708	805	2,929	54	598	402	2,782

SELF CAREA: What self-care measures do you employ to manage stress?: Exercise

	Total DoD	Service					Status				Role			Duty Type		
	Total DoD	Army	Navy	Marine Corps	Air Force	DoD Agency	Active Duty	National Guard	Reserve	Civilian	SARC	VA/ UVA	SVC/ VLC/ SVP	Sole Duty	Primary Duty	Collateral Duty
Yes	71.61%	69.69%	72.17%	72.25%	76.44%	65.70%	72.56%	71.59%	73.12%	61.07%	67.14%	72.16%	83.64%	67.89%	68.78%	72.25%
No	28.39%	30.31%	27.83%	27.75%	23.56%	34.30%	27.44%	28.41%	26.88%	38.93%	32.86%	27.84%	16.36%	32.11%	31.22%	27.75%
Unweighted n	4,169	2,358	708	372	651	80	2,691	460	268	750	863	3,248	58	629	440	3,094

SELF CAREB: What self-care measures do you employ to manage stress?: Meditation

	Total DoD	Service					Status				Role			Duty Type		
	Total DoD	Army	Navy	Marine Corps	Air Force	DoD Agency	Active Duty	National Guard	Reserve	Civilian	SARC	VA/ UVA	SVC/ VLC/ SVP	Sole Duty	Primary Duty	Collateral Duty
Yes	26.72%	24.59%	31.01%	17.33%	31.81%	18.16%	27.13%	21.67%	29.21%	26.53%	20.87%	27.75%	18.79%	22.46%	36.62%	26.18%
No	73.28%	75.41%	68.99%	82.67%	68.19%	81.84%	72.87%	78.33%	70.79%	73.47%	79.13%	72.25%	81.21%	77.54%	63.38%	73.82%
Unweighted n	4,169	2,358	708	372	651	80	2,691	460	268	750	863	3,248	58	629	440	3,094

SELF CAREC: What self-care measures do you employ to manage stress?: Time off from work

	Total DoD	Service					Status				Role			Duty Type		
	Total DoD	Army	Navy	Marine Corps	Air Force	DoD Agency	Active Duty	National Guard	Reserve	Civilian	SARC	VA/ UVA	SVC/ VLC/ SVP	Sole Duty	Primary Duty	Collateral Duty
Yes	57.31%	53.32%	60.18%	49.96%	68.96%	61.33%	57.58%	52.38%	46.91%	67.41%	56.57%	57.30%	67.45%	64.74%	56.25%	56.66%
No	42.69%	46.68%	39.82%	50.04%	31.04%	38.67%	42.42%	47.62%	53.09%	32.59%	43.43%	42.70%	32.55%	35.26%	43.75%	43.34%
Unweighted n	4,169	2,358	708	372	651	80	2,691	460	268	750	863	3,248	58	629	440	3,094

SELF CARED: What self-care measures do you employ to manage stress?: Traveling

	Total DoD	Service					Status				Role			Duty Type		
	Total DoD	Army	Navy	Marine Corps	Air Force	DoD Agency	Active Duty	National Guard	Reserve	Civilian	SARC	VA/ UVA	SVC/ VLC/ SVP	Sole Duty	Primary Duty	Collateral Duty
Yes	41.64%	38.19%	43.41%	30.79%	56.41%	42.32%	41.64%	36.88%	40.50%	47.73%	37.81%	42.14%	49.17%	44.36%	41.25%	41.30%
No	58.36%	61.81%	56.59%	69.21%	43.59%	57.68%	58.36%	63.12%	59.50%	52.27%	62.19%	57.86%	50.83%	55.64%	58.75%	58.70%
Unweighted n	4,169	2,358	708	372	651	80	2,691	460	268	750	863	3,248	58	629	440	3,094

SELFCAREE: What self-care measures do you employ to manage stress?: Hobbies (e.g., reading, cooking, watching television, art, music)

	Total DoD	Service					Status				Role			Duty Type		
	Total DoD	Army	Navy	Marine Corps	Air Force	DoD Agency	Active Duty	National Guard	Reserve	Civilian	SARC	VA/ UVA	SVC/ VLC/ SVP	Sole Duty	Primary Duty	Collateral Duty
Yes	67.54%	62.85%	71.77%	62.94%	77.02%	66.63%	68.38%	61.51%	64.52%	68.02%	64.08%	67.98%	75.38%	70.70%	60.35%	67.89%
No	32.46%	37.15%	28.23%	37.06%	22.98%	33.37%	31.62%	38.49%	35.48%	31.98%	35.92%	32.02%	24.62%	29.30%	39.65%	32.11%
Unweighted n	4,169	2,358	708	372	651	80	2,691	460	268	750	863	3,248	58	629	440	3,094

SELFCAREF: What self-care measures do you employ to manage stress?: Pursuing education

	Total DoD	Service					Status				Role			Duty Type		
	Total DoD	Army	Navy	Marine Corps	Air Force	DoD Agency	Active Duty	National Guard	Reserve	Civilian	SARC	VA/ UVA	SVC/ VLC/ SVP	Sole Duty	Primary Duty	Collateral Duty
Yes	25.37%	20.66%	30.86%	23.74%	30.37%	23.43%	27.59%	14.01%	20.22%	19.55%	21.53%	26.21%	7.73%	21.08%	27.58%	25.54%
No	74.63%	79.34%	69.14%	76.26%	69.63%	76.57%	72.41%	85.99%	79.78%	80.45%	78.47%	73.79%	92.27%	78.92%	72.42%	74.46%
Unweighted n	4,169	2,358	708	372	651	80	2,691	460	268	750	863	3,248	58	629	440	3,094

SELFCAREG: What self-care measures do you employ to manage stress?: Religious outlets

	Total DoD	Service					Status				Role			Duty Type		
	Total DoD	Army	Navy	Marine Corps	Air Force	DoD Agency	Active Duty	National Guard	Reserve	Civilian	SARC	VA/ UVA	SVC/ VLC/ SVP	Sole Duty	Primary Duty	Collateral Duty
Yes	24.66%	26.23%	23.26%	20.52%	25.12%	30.08%	23.09%	23.84%	34.33%	34.66%	27.11%	24.24%	27.24%	31.44%	28.48%	23.55%
No	75.34%	73.77%	76.74%	79.48%	74.88%	69.92%	76.91%	76.16%	65.67%	65.34%	72.89%	75.76%	72.76%	68.56%	71.52%	76.45%
Unweighted n	4,169	2,358	708	372	651	80	2,691	460	268	750	863	3,248	58	629	440	3,094

SELFCAREH: What self-care measures do you employ to manage stress?: Interacting with family/friends

	Total DoD	Service					Status				Role			Duty Type		
	Total DoD	Army	Navy	Marine Corps	Air Force	DoD Agency	Active Duty	National Guard	Reserve	Civilian	SARC	VA/ UVA	SVC/ VLC/ SVP	Sole Duty	Primary Duty	Collateral Duty
Yes	57.45%	52.54%	61.39%	50.13%	69.21%	70.70%	56.91%	54.60%	57.90%	65.74%	57.62%	57.11%	81.39%	67.89%	52.02%	56.85%
No	42.55%	47.46%	38.61%	49.87%	30.79%	29.30%	43.09%	45.40%	42.10%	34.26%	42.38%	42.89%	18.61%	32.11%	47.98%	43.15%
Unweighted n	4,169	2,358	708	372	651	80	2,691	460	268	750	863	3,248	58	629	440	3,094

SELFCAREI: What self-care measures do you employ to manage stress?: Behavioral health provider at military treatment facility

	Total DoD	Service					Status				Role			Duty Type		
	Total DoD	Army	Navy	Marine Corps	Air Force	DoD Agency	Active Duty	National Guard	Reserve	Civilian	SARC	VA/ UVA	SVC/ VLC/ SVP	Sole Duty	Primary Duty	Collateral Duty
Yes	10.03%	10.09%	10.94%	7.75%	9.75%	7.35%	11.20%	6.68%	5.81%	5.02%	13.39%	9.54%	7.12%	10.59%	13.67%	9.64%
No	89.97%	89.91%	89.06%	92.25%	90.25%	92.65%	88.80%	93.32%	94.19%	94.98%	86.61%	90.46%	92.88%	89.41%	86.33%	90.36%
Unweighted n	4,169	2,358	708	372	651	80	2,691	460	268	750	863	3,248	58	629	440	3,094

SELF CAREJ: What self-care measures do you employ to manage stress?: Behavioral health provider at civilian treatment facility

	Total DoD	Service					Status				Role			Duty Type		
	Total DoD	Army	Navy	Marine Corps	Air Force	DoD Agency	Active Duty	National Guard	Reserve	Civilian	SARC	VA/ UVA	SVC/ VLC/ SVP	Sole Duty	Primary Duty	Collateral Duty
Yes	6.78%	6.05%	8.37%	3.01%	7.45%	23.12%	6.00%	7.21%	10.32%	11.62%	7.73%	6.68%	3.25%	9.83%	10.20%	6.15%
No	93.22%	93.95%	91.63%	96.99%	92.55%	76.88%	94.00%	92.79%	89.68%	88.38%	92.27%	93.32%	96.75%	90.17%	89.80%	93.85%
Unweighted n	4,169	2,358	708	372	651	80	2,691	460	268	750	863	3,248	58	629	440	3,094

SELF CAREK: What self-care measures do you employ to manage stress?: Group counseling

	Total DoD	Service					Status				Role			Duty Type		
	Total DoD	Army	Navy	Marine Corps	Air Force	DoD Agency	Active Duty	National Guard	Reserve	Civilian	SARC	VA/ UVA	SVC/ VLC/ SVP	Sole Duty	Primary Duty	Collateral Duty
Yes	1.99%	1.56%	2.38%	2.59%	2.17%	1.21%	2.23%	1.45%	1.28%	0.67%	1.05%	2.16%	0.00%	0.98%	2.73%	2.02%
No	98.01%	98.44%	97.62%	97.41%	97.83%	98.79%	97.77%	98.55%	98.72%	99.33%	98.95%	97.84%	100.00%	99.02%	97.27%	97.98%
Unweighted n	4,169	2,358	708	372	651	80	2,691	460	268	750	863	3,248	58	629	440	3,094

SELF CAREL: What self-care measures do you employ to manage stress?: I do not use self-care measures

	Total DoD	Service					Status				Role			Duty Type		
	Total DoD	Army	Navy	Marine Corps	Air Force	DoD Agency	Active Duty	National Guard	Reserve	Civilian	SARC	VA/ UVA	SVC/ VLC/ SVP	Sole Duty	Primary Duty	Collateral Duty
Yes	3.38%	4.65%	1.58%	5.84%	1.23%	5.11%	3.31%	4.24%	2.43%	3.80%	5.76%	3.03%	1.51%	3.77%	4.87%	3.21%
No	96.62%	95.35%	98.42%	94.16%	98.77%	94.89%	96.69%	95.76%	97.57%	96.20%	94.24%	96.97%	98.49%	96.23%	95.13%	96.79%
Unweighted n	4,169	2,358	708	372	651	80	2,691	460	268	750	863	3,248	58	629	440	3,094

SCTIME: Do you believe you have adequate time for self-care?

	Total DoD	Service					Status				Role			Duty Type		
	Total DoD	Army	Navy	Marine Corps	Air Force	DoD Agency	Active Duty	National Guard	Reserve	Civilian	SARC	VA/ UVA	SVC/ VLC/ SVP	Sole Duty	Primary Duty	Collateral Duty
Yes	74.57%	72.40%	76.98%	69.80%	80.57%	59.76%	75.42%	74.67%	74.36%	66.40%	59.63%	77.23%	57.64%	62.20%	71.26%	76.20%
No	25.43%	27.60%	23.02%	30.20%	19.43%	40.24%	24.58%	25.33%	25.64%	33.60%	40.37%	22.77%	42.36%	37.80%	28.74%	23.80%
Unweighted n	3,803	2,132	649	337	609	76	2,438	420	235	710	805	2,944	54	595	402	2,800

BURNOUTA: In the past 12 months, do you believe you have experienced or suffered from...?: Burnout

	Total DoD	Service					Status				Role			Duty Type		
	Total DoD	Army	Navy	Marine Corps	Air Force	DoD Agency	Active Duty	National Guard	Reserve	Civilian	SARC	VA/ UVA	SVC/ VLC/ SVP	Sole Duty	Primary Duty	Collateral Duty
Yes	41.75%	38.73%	44.42%	45.37%	42.99%	46.16%	42.88%	35.38%	34.97%	42.27%	51.16%	39.96%	61.83%	44.69%	41.24%	41.47%
No	58.25%	61.27%	55.58%	54.63%	57.01%	53.84%	57.12%	64.62%	65.03%	57.73%	48.84%	60.04%	38.17%	55.31%	58.76%	58.53%
Unweighted n	3,784	2,118	646	335	610	75	2,425	414	237	708	803	2,929	52	594	403	2,782

BURNOUTB: In the past 12 months, do you believe you have experienced or suffered from...?: Compassion fatigue

	Total DoD	Service					Status				Role			Duty Type		
	Total DoD	Army	Navy	Marine Corps	Air Force	DoD Agency	Active Duty	National Guard	Reserve	Civilian	SARC	VA/ UVA	SVC/ VLC/ SVP	Sole Duty	Primary Duty	Collateral Duty
Yes	22.80%	21.12%	22.50%	25.47%	25.70%	38.60%	22.84%	18.76%	17.98%	29.90%	32.25%	20.54%	75.07%	36.81%	27.69%	20.79%
No	77.20%	78.88%	77.50%	74.53%	74.30%	61.40%	77.16%	81.24%	82.02%	70.10%	67.75%	79.46%	24.93%	63.19%	72.31%	79.21%
Unweighted n	3,758	2,108	636	331	609	74	2,406	412	236	704	800	2,904	54	596	397	2,760

BURNOUTC: In the past 12 months, do you believe you have experienced or suffered from...?: Vicarious trauma

	Total DoD	Service					Status				Role			Duty Type		
	Total DoD	Army	Navy	Marine Corps	Air Force	DoD Agency	Active Duty	National Guard	Reserve	Civilian	SARC	VA/ UVA	SVC/ VLC/ SVP	Sole Duty	Primary Duty	Collateral Duty
Yes	11.99%	11.72%	10.59%	11.22%	14.72%	33.40%	10.93%	12.14%	8.61%	24.18%	22.72%	9.90%	36.17%	29.24%	17.15%	9.60%
No	88.01%	88.28%	89.41%	88.78%	85.28%	66.60%	89.07%	87.86%	91.39%	75.82%	77.28%	90.10%	63.83%	70.76%	82.85%	90.40%
Unweighted n	3,756	2,112	633	331	607	73	2,402	412	237	705	803	2,900	53	595	399	2,757

BURNRSRCA: Do you believe you have adequate knowledge and/or resources to handle your concerns of...?: Burnout

	Total DoD	Service					Status				Role			Duty Type		
	Total DoD	Army	Navy	Marine Corps	Air Force	DoD Agency	Active Duty	National Guard	Reserve	Civilian	SARC	VA/ UVA	SVC/ VLC/ SVP	Sole Duty	Primary Duty	Collateral Duty
Yes	82.14%	78.09%	84.43%	81.27%	90.80%	77.92%	82.19%	82.83%	79.42%	82.68%	77.92%	82.82%	82.34%	80.55%	75.84%	82.87%
No	17.86%	21.91%	15.57%	18.73%	9.20%	22.08%	17.81%	17.17%	20.58%	17.32%	22.08%	17.18%	17.66%	19.45%	24.16%	17.13%
Unweighted n	3,742	2,094	637	338	600	73	2,397	414	234	697	792	2,898	52	584	397	2,756

BURNRSRCB: Do you believe you have adequate knowledge and/or resources to handle your concerns of...?: Compassion fatigue

	Total DoD	Service					Status				Role			Duty Type		
	Total DoD	Army	Navy	Marine Corps	Air Force	DoD Agency	Active Duty	National Guard	Reserve	Civilian	SARC	VA/ UVA	SVC/ VLC/ SVP	Sole Duty	Primary Duty	Collateral Duty
Yes	80.31%	76.85%	81.85%	79.29%	88.68%	77.01%	79.94%	81.61%	77.69%	84.14%	78.95%	80.50%	82.61%	82.85%	76.09%	80.45%
No	19.69%	23.15%	18.15%	20.71%	11.32%	22.99%	20.06%	18.39%	22.31%	15.86%	21.05%	19.50%	17.39%	17.15%	23.91%	19.55%
Unweighted n	3,737	2,089	636	337	601	74	2,395	411	232	699	796	2,889	52	588	397	2,747

BURNRSRCC: Do you believe you have adequate knowledge and/or resources to handle your concerns of...?: Vicarious trauma

	Total DoD	Service					Status				Role			Duty Type		
	Total DoD	Army	Navy	Marine Corps	Air Force	DoD Agency	Active Duty	National Guard	Reserve	Civilian	SARC	VA/ UVA	SVC/ VLC/ SVP	Sole Duty	Primary Duty	Collateral Duty
Yes	78.23%	75.34%	78.47%	77.21%	87.42%	75.07%	77.45%	80.39%	77.41%	83.90%	76.95%	78.40%	81.01%	82.46%	73.89%	78.20%
No	21.77%	24.66%	21.53%	22.79%	12.58%	24.93%	22.55%	19.61%	22.59%	16.10%	23.05%	21.60%	18.99%	17.54%	26.11%	21.80%
Unweighted n	3,724	2,085	632	335	599	73	2,381	413	232	698	794	2,879	51	585	395	2,739

RESILA: To what extent do you agree or disagree with the following statements?: I tend to bounce back quickly after hard times.

	Total DoD	Service					Status				Role			Duty Type		
	Total DoD	Army	Navy	Marine Corps	Air Force	DoD Agency	Active Duty	National Guard	Reserve	Civilian	SARC	VA/ UVA	SVC/ VLC/ SVP	Sole Duty	Primary Duty	Collateral Duty
Strongly agree	34.11%	37.35%	31.55%	31.24%	31.39%	30.45%	34.58%	34.34%	30.25%	32.02%	33.72%	34.05%	43.57%	41.46%	33.15%	33.46%
Agree	46.85%	46.65%	46.30%	46.82%	48.60%	46.31%	46.20%	44.39%	54.31%	50.82%	50.73%	46.29%	41.46%	43.72%	48.53%	46.99%
Neither agree nor disagree	14.26%	12.31%	16.54%	15.94%	14.68%	13.76%	14.45%	15.86%	10.94%	12.96%	11.94%	14.69%	11.39%	11.84%	13.09%	14.61%
Disagree	3.91%	2.92%	4.36%	5.30%	4.76%	9.48%	3.95%	4.17%	3.05%	3.78%	3.19%	4.03%	3.58%	2.41%	3.10%	4.16%
Strongly disagree	0.86%	0.76%	1.25%	0.69%	0.56%	0.00%	0.82%	1.24%	1.46%	0.43%	0.42%	0.94%	0.00%	0.57%	2.13%	0.77%
Unweighted n	3,751	2,105	634	334	604	74	2,394	415	236	706	802	2,896	53	595	396	2,754

RESILB: To what extent do you agree or disagree with the following statements?: I have a hard time making it through stressful events.

	Total DoD	Service					Status				Role			Duty Type		
	Total DoD	Army	Navy	Marine Corps	Air Force	DoD Agency	Active Duty	National Guard	Reserve	Civilian	SARC	VA/ UVA	SVC/ VLC/ SVP	Sole Duty	Primary Duty	Collateral Duty
Strongly agree	3.39%	2.87%	4.66%	3.13%	2.69%	3.14%	3.73%	1.98%	2.01%	2.57%	2.45%	3.59%	0.00%	2.41%	3.14%	3.53%
Agree	9.07%	8.30%	9.73%	9.68%	9.90%	6.16%	9.71%	8.54%	5.15%	6.12%	9.35%	9.03%	8.64%	6.22%	8.33%	9.48%
Neither agree nor disagree	19.66%	18.17%	22.25%	20.59%	18.37%	22.08%	20.04%	18.04%	17.29%	19.37%	19.35%	19.77%	14.96%	15.46%	18.28%	20.21%
Disagree	42.89%	42.01%	44.15%	39.58%	45.24%	43.88%	42.13%	44.22%	46.34%	46.33%	43.05%	43.02%	30.76%	44.11%	41.36%	42.86%
Strongly disagree	25.00%	28.65%	19.22%	27.02%	23.79%	24.73%	24.39%	27.22%	29.20%	25.60%	25.80%	24.59%	45.65%	31.81%	28.90%	23.93%
Unweighted n	3,748	2,103	632	334	605	74	2,391	416	235	706	803	2,892	53	594	396	2,752

RESILC: To what extent do you agree or disagree with the following statements?: It does not take me long to recover from a stressful event.

	Total DoD	Service					Status				Role			Duty Type		
	Total DoD	Army	Navy	Marine Corps	Air Force	DoD Agency	Active Duty	National Guard	Reserve	Civilian	SARC	VA/ UVA	SVC/ VLC/ SVP	Sole Duty	Primary Duty	Collateral Duty
Strongly agree	23.76%	27.09%	19.97%	26.63%	19.18%	22.76%	24.16%	23.51%	20.50%	22.39%	23.56%	23.77%	26.00%	28.95%	25.52%	23.07%
Agree	43.85%	43.74%	43.35%	41.32%	47.42%	35.02%	43.32%	41.99%	51.06%	46.12%	46.85%	43.30%	47.63%	40.72%	44.70%	44.05%
Neither agree nor disagree	21.74%	20.47%	21.92%	22.55%	24.52%	25.02%	21.65%	24.08%	18.13%	22.41%	20.44%	22.03%	15.91%	19.81%	20.16%	22.10%
Disagree	9.01%	7.05%	13.20%	7.69%	7.29%	15.90%	9.32%	8.22%	7.71%	7.85%	8.51%	9.15%	5.23%	8.56%	7.50%	9.23%
Strongly disagree	1.63%	1.66%	1.56%	1.82%	1.59%	1.30%	1.55%	2.20%	2.61%	1.23%	0.64%	1.75%	5.23%	1.96%	2.13%	1.55%
Unweighted n	3,750	2,103	634	334	605	74	2,395	415	234	706	802	2,895	53	595	396	2,753

RESILD: To what extent do you agree or disagree with the following statements?: It is hard for me to snap back when something bad happens.

	Total DoD	Service					Status				Role			Duty Type		
	Total DoD	Army	Navy	Marine Corps	Air Force	DoD Agency	Active Duty	National Guard	Reserve	Civilian	SARC	VA/ UVA	SVC/ VLC/ SVP	Sole Duty	Primary Duty	Collateral Duty
Strongly agree	2.58%	2.34%	3.01%	2.80%	2.37%	1.50%	2.90%	1.45%	1.17%	1.66%	2.17%	2.68%	0.00%	1.53%	3.94%	2.57%
Agree	9.00%	7.84%	11.89%	7.11%	8.18%	8.88%	9.68%	7.66%	5.18%	6.58%	10.11%	8.82%	9.31%	8.18%	9.44%	9.07%
Neither agree nor disagree	21.20%	18.07%	23.66%	26.65%	22.25%	21.61%	21.61%	19.92%	17.24%	21.28%	19.53%	21.57%	14.14%	16.63%	16.29%	22.17%
Disagree	41.79%	42.04%	41.76%	37.54%	44.08%	40.17%	41.23%	40.91%	47.74%	44.20%	41.91%	41.79%	40.53%	41.87%	43.50%	41.55%
Strongly disagree	25.42%	29.71%	19.68%	25.90%	23.12%	27.84%	24.58%	30.06%	28.68%	26.28%	26.28%	25.14%	36.02%	31.79%	26.84%	24.64%
Unweighted n	3,751	2,104	634	335	604	74	2,395	415	235	706	803	2,895	53	595	396	2,754

RESILE: To what extent do you agree or disagree with the following statements?: I usually come through difficult times with little trouble.

	Total DoD	Service					Status				Role			Duty Type		
	Total DoD	Army	Navy	Marine Corps	Air Force	DoD Agency	Active Duty	National Guard	Reserve	Civilian	SARC	VA/ UVA	SVC/ VLC/ SVP	Sole Duty	Primary Duty	Collateral Duty
Strongly agree	20.44%	24.02%	15.41%	21.58%	18.56%	21.08%	19.83%	22.83%	22.42%	22.28%	20.37%	20.44%	21.32%	25.91%	20.21%	19.90%
Agree	42.91%	43.58%	43.28%	40.23%	42.35%	36.56%	42.70%	43.13%	47.04%	41.96%	44.11%	42.62%	50.12%	42.13%	44.56%	42.88%
Neither agree nor disagree	25.95%	22.71%	29.66%	27.48%	27.21%	30.85%	26.49%	23.07%	22.47%	26.17%	25.05%	26.15%	21.41%	21.76%	24.56%	26.53%
Disagree	8.90%	7.64%	10.02%	8.93%	10.46%	10.18%	9.12%	9.23%	5.95%	8.34%	8.72%	8.98%	5.23%	7.48%	6.64%	9.19%
Strongly disagree	1.80%	2.05%	1.64%	1.77%	1.43%	1.32%	1.85%	1.73%	2.11%	1.24%	1.74%	1.81%	1.93%	2.71%	4.03%	1.50%
Unweighted n	3,749	2,102	634	334	605	74	2,391	416	235	707	802	2,894	53	594	396	2,753

RESILF: To what extent do you agree or disagree with the following statements?: I tend to take a long time to get over set-backs in my life.

	Total DoD	Service					Status				Role			Duty Type		
	Total DoD	Army	Navy	Marine Corps	Air Force	DoD Agency	Active Duty	National Guard	Reserve	Civilian	SARC	VA/ UVA	SVC/ VLC/ SVP	Sole Duty	Primary Duty	Collateral Duty
Strongly agree	2.24%	1.94%	3.18%	1.31%	1.99%	1.50%	2.52%	0.99%	1.77%	1.28%	1.56%	2.38%	0.00%	1.62%	2.16%	2.32%
Agree	8.34%	6.63%	11.33%	7.35%	8.44%	7.03%	9.17%	5.93%	3.27%	6.38%	7.00%	8.62%	3.31%	5.46%	7.60%	8.74%
Neither agree nor disagree	22.16%	20.25%	23.85%	23.80%	23.52%	22.87%	22.82%	21.33%	16.55%	20.47%	22.52%	22.17%	17.00%	18.16%	19.49%	22.81%
Disagree	40.06%	40.39%	38.49%	41.53%	41.17%	39.95%	38.91%	41.95%	50.52%	42.05%	40.49%	39.95%	43.67%	40.70%	39.74%	39.98%
Strongly disagree	27.20%	30.79%	23.15%	26.00%	24.89%	28.64%	26.58%	29.79%	27.90%	29.82%	28.43%	26.88%	36.02%	34.05%	31.02%	26.14%
Unweighted n	3,751	2,104	634	334	605	74	2,394	416	235	706	802	2,896	53	594	396	2,755

SUPPORTA: To what extent do you agree or disagree with the following statements?: If I had an emergency, even people I do not know in the [PROGRAM ACRO] community would be willing to help.

	Total DoD	Service					Status				Role			Duty Type		
	Total DoD	Army	Navy	Marine Corps	Air Force	DoD Agency	Active Duty	National Guard	Reserve	Civilian	SARC	VA/ UVA	SVC/ VLC/ SVP	Sole Duty	Primary Duty	Collateral Duty
Strongly agree	42.09%	39.82%	43.42%	35.86%	50.81%	37.37%	43.68%	36.92%	35.31%	37.23%	41.84%	41.94%	56.17%	47.29%	43.55%	41.38%
Agree	39.91%	42.47%	37.78%	41.45%	34.57%	49.95%	38.76%	46.76%	44.38%	40.22%	39.97%	40.13%	22.95%	34.44%	39.79%	40.55%
Neither agree nor disagree	13.95%	13.43%	15.45%	16.86%	11.07%	8.09%	13.98%	13.02%	14.45%	14.31%	12.82%	14.10%	16.36%	12.19%	12.09%	14.28%
Disagree	2.35%	2.45%	1.95%	3.60%	1.89%	3.70%	1.98%	1.93%	3.08%	5.79%	3.48%	2.13%	4.52%	4.37%	2.65%	2.10%
Strongly disagree	1.71%	1.83%	1.40%	2.22%	1.65%	0.89%	1.59%	1.36%	2.78%	2.44%	1.90%	1.70%	0.00%	1.72%	1.91%	1.69%
Unweighted n	3,673	2,057	615	328	599	74	2,336	412	230	695	791	2,829	53	585	387	2,695

SUPPORTB: To what extent do you agree or disagree with the following statements?: People here know they can get help from the [PROGRAM ACRO] community if they are in trouble.

	Total DoD	Service					Status				Role			Duty Type		
	Total DoD	Army	Navy	Marine Corps	Air Force	DoD Agency	Active Duty	National Guard	Reserve	Civilian	SARC	VA/ UVA	SVC/ VLC/ SVP	Sole Duty	Primary Duty	Collateral Duty
Strongly agree	42.00%	39.65%	44.21%	35.03%	49.03%	49.11%	43.46%	33.10%	31.58%	44.90%	45.43%	41.43%	41.72%	52.11%	44.43%	40.67%
Agree	45.08%	46.18%	43.96%	48.63%	41.71%	42.20%	44.08%	53.02%	48.76%	43.35%	46.14%	44.88%	46.80%	39.33%	43.70%	45.83%
Neither agree nor disagree	11.20%	12.31%	10.42%	14.06%	7.65%	8.68%	11.01%	12.16%	16.34%	8.61%	6.71%	11.95%	11.48%	7.05%	9.71%	11.80%
Disagree	1.25%	1.16%	1.12%	1.73%	1.53%	0.00%	1.15%	1.47%	1.39%	1.90%	1.44%	1.24%	0.00%	0.92%	1.23%	1.29%
Strongly disagree	0.47%	0.70%	0.29%	0.56%	0.09%	0.00%	0.31%	0.25%	1.93%	1.25%	0.27%	0.51%	0.00%	0.60%	0.92%	0.41%
Unweighted n	3,673	2,058	615	327	599	74	2,334	412	231	696	791	2,829	53	586	387	2,694

SUPPORTC: To what extent do you agree or disagree with the following statements?: People can depend on each other in the [PROGRAM ACRO] community.

	Total DoD	Service					Status				Role			Duty Type		
	Total DoD	Army	Navy	Marine Corps	Air Force	DoD Agency	Active Duty	National Guard	Reserve	Civilian	SARC	VA/ UVA	SVC/ VLC/ SVP	Sole Duty	Primary Duty	Collateral Duty
Strongly agree	40.74%	37.56%	42.83%	35.01%	50.34%	37.85%	42.72%	34.30%	32.86%	34.43%	37.99%	41.17%	42.84%	42.88%	37.46%	40.84%
Agree	43.06%	45.50%	41.46%	45.09%	37.31%	43.99%	41.68%	51.44%	45.61%	45.05%	46.00%	42.52%	45.97%	41.17%	45.69%	42.99%
Neither agree nor disagree	14.05%	14.30%	14.42%	17.04%	10.42%	17.21%	14.17%	10.71%	17.85%	14.05%	12.66%	14.33%	10.40%	11.06%	13.25%	14.46%
Disagree	1.53%	1.78%	1.16%	2.03%	1.22%	0.95%	1.07%	3.17%	1.74%	3.94%	2.20%	1.44%	0.00%	3.17%	2.11%	1.30%
Strongly disagree	0.62%	0.87%	0.13%	0.83%	0.71%	0.00%	0.36%	0.37%	1.93%	2.52%	1.14%	0.53%	0.79%	1.72%	1.49%	0.42%
Unweighted n	3,670	2,057	615	327	597	74	2,331	412	231	696	791	2,826	53	585	387	2,692

SUPPORTD: To what extent do you agree or disagree with the following statements?: Living in the [PROGRAM ACRO] community gives me a secure feeling.

	Total DoD	Service					Status				Role			Duty Type		
	Total DoD	Army	Navy	Marine Corps	Air Force	DoD Agency	Active Duty	National Guard	Reserve	Civilian	SARC	VA/ UVA	SVC/ VLC/ SVP	Sole Duty	Primary Duty	Collateral Duty
Strongly agree	32.96%	31.01%	34.47%	23.02%	43.00%	25.66%	35.28%	26.44%	23.67%	24.47%	30.63%	33.46%	25.26%	31.25%	33.18%	33.14%
Agree	36.03%	37.31%	36.04%	35.04%	33.21%	30.08%	35.04%	42.17%	42.38%	34.39%	36.14%	36.11%	28.74%	35.29%	35.73%	36.12%
Neither agree nor disagree	26.46%	26.53%	26.30%	33.92%	20.91%	37.49%	25.93%	26.69%	27.46%	30.53%	24.88%	26.55%	38.88%	24.13%	25.02%	26.86%
Disagree	3.34%	3.70%	2.41%	6.43%	1.75%	6.77%	2.81%	3.97%	4.09%	7.07%	6.41%	2.83%	3.29%	5.82%	3.91%	3.01%
Strongly disagree	1.21%	1.45%	0.78%	1.59%	1.13%	0.00%	0.93%	0.74%	2.40%	3.54%	1.94%	1.05%	3.83%	3.51%	2.16%	0.87%
Unweighted n	3,666	2,053	614	327	598	74	2,329	411	230	696	789	2,824	53	585	386	2,689

SUPPORTE: To what extent do you agree or disagree with the following statements?: There is a feeling in the [PROGRAM ACRO] community that people should not get too friendly with each other.

	Total DoD	Service					Status				Role			Duty Type		
	Total DoD	Army	Navy	Marine Corps	Air Force	DoD Agency	Active Duty	National Guard	Reserve	Civilian	SARC	VA/ UVA	SVC/ VLC/ SVP	Sole Duty	Primary Duty	Collateral Duty
Strongly agree	13.12%	12.59%	14.08%	10.95%	14.84%	5.09%	14.55%	9.65%	8.62%	6.50%	11.72%	13.45%	6.38%	11.31%	11.68%	13.49%
Agree	18.15%	19.81%	18.25%	18.39%	13.44%	7.32%	18.05%	21.55%	18.47%	15.13%	19.76%	18.10%	1.64%	12.82%	23.85%	18.25%
Neither agree nor disagree	34.01%	35.41%	33.32%	35.60%	29.58%	41.19%	33.71%	32.82%	38.97%	34.80%	29.09%	34.76%	39.13%	30.61%	34.55%	34.23%
Disagree	23.57%	21.89%	23.47%	24.31%	27.90%	30.90%	22.47%	26.07%	26.35%	29.33%	28.15%	22.52%	43.98%	31.23%	19.91%	23.07%
Strongly disagree	11.15%	10.30%	10.89%	10.75%	14.24%	15.49%	11.22%	9.92%	7.60%	14.24%	11.27%	11.16%	8.87%	14.03%	10.02%	10.96%
Unweighted n	3,666	2,055	614	327	596	74	2,329	411	231	695	790	2,823	53	586	386	2,688

SUPPORTF: To what extent do you agree or disagree with the following statements?: I have friends who let me know they value who I am and what I can do.

	Total DoD	Service					Status				Role			Duty Type		
	Total DoD	Army	Navy	Marine Corps	Air Force	DoD Agency	Active Duty	National Guard	Reserve	Civilian	SARC	VA/ UVA	SVC/ VLC/ SVP	Sole Duty	Primary Duty	Collateral Duty
Strongly agree	38.33%	37.30%	38.95%	29.73%	45.65%	43.02%	38.82%	32.23%	33.17%	43.88%	42.11%	37.64%	42.54%	48.16%	41.55%	36.97%
Agree	41.50%	43.11%	40.67%	42.01%	37.72%	44.63%	40.15%	47.71%	45.92%	44.44%	42.32%	41.40%	39.47%	41.29%	44.03%	41.35%
Neither agree nor disagree	16.20%	15.55%	16.52%	23.23%	13.34%	9.57%	17.12%	15.47%	16.19%	8.42%	11.21%	17.04%	16.10%	7.75%	10.44%	17.58%
Disagree	2.69%	2.69%	2.38%	4.05%	2.35%	2.79%	2.77%	2.72%	2.31%	2.10%	2.82%	2.68%	1.89%	2.13%	2.79%	2.75%
Strongly disagree	1.27%	1.35%	1.48%	0.98%	0.94%	0.00%	1.14%	1.87%	2.41%	1.16%	1.55%	1.25%	0.00%	0.66%	1.19%	1.35%
Unweighted n	3,668	2,056	612	327	599	74	2,330	412	230	696	790	2,824	54	586	388	2,688

SUPPORTG: To what extent do you agree or disagree with the following statements?: My friends in the [PROGRAM ACRO] community are a part of my everyday activities.

	Total DoD	Service					Status				Role			Duty Type		
	Total DoD	Army	Navy	Marine Corps	Air Force	DoD Agency	Active Duty	National Guard	Reserve	Civilian	SARC	VA/ UVA	SVC/ VLC/ SVP	Sole Duty	Primary Duty	Collateral Duty
Strongly agree	15.93%	16.64%	15.90%	12.52%	16.10%	15.72%	17.28%	9.38%	10.04%	14.29%	19.39%	15.35%	15.70%	22.27%	21.55%	14.65%
Agree	23.51%	26.39%	21.67%	22.40%	18.31%	35.44%	22.90%	20.94%	23.02%	32.30%	30.37%	22.22%	33.67%	33.70%	28.76%	21.91%
Neither agree nor disagree	33.32%	32.31%	34.38%	36.58%	32.44%	28.83%	33.65%	36.30%	34.44%	26.22%	27.86%	34.31%	28.29%	23.91%	30.58%	34.58%
Disagree	18.34%	17.21%	17.57%	17.84%	24.18%	8.39%	17.53%	22.64%	20.85%	19.53%	15.89%	18.73%	19.64%	16.12%	13.05%	19.11%
Strongly disagree	8.91%	7.45%	10.48%	10.66%	8.97%	11.62%	8.63%	10.74%	11.66%	7.66%	6.49%	9.40%	2.70%	4.00%	6.06%	9.75%
Unweighted n	3,660	2,050	613	327	596	74	2,324	412	229	695	790	2,817	53	586	386	2,682

SUPPORTH: To what extent do you agree or disagree with the following statements?: I feel secure that I am as important to my friends as they are to me.

	Total DoD	Service					Status				Role			Duty Type		
	Total DoD	Army	Navy	Marine Corps	Air Force	DoD Agency	Active Duty	National Guard	Reserve	Civilian	SARC	VA/ UVA	SVC/ VLC/ SVP	Sole Duty	Primary Duty	Collateral Duty
Strongly agree	35.19%	34.49%	35.94%	27.96%	40.32%	40.39%	36.24%	29.79%	28.29%	35.78%	38.94%	34.52%	38.06%	41.97%	38.70%	34.07%
Agree	42.26%	44.26%	40.72%	43.54%	38.23%	43.80%	40.71%	46.20%	51.86%	46.17%	40.83%	42.56%	38.38%	40.70%	45.47%	42.16%
Neither agree nor disagree	18.75%	16.96%	20.06%	25.03%	17.87%	12.86%	19.52%	18.11%	16.13%	13.99%	15.15%	19.33%	20.65%	12.91%	11.97%	20.04%
Disagree	2.64%	2.76%	2.33%	2.77%	2.77%	2.96%	2.42%	3.97%	2.26%	3.53%	3.76%	2.45%	2.90%	3.28%	2.28%	2.61%
Strongly disagree	1.16%	1.52%	0.95%	0.69%	0.82%	0.00%	1.11%	1.94%	1.46%	0.52%	1.33%	1.14%	0.00%	1.14%	1.57%	1.12%
Unweighted n	3,663	2,054	614	326	595	74	2,326	412	230	695	790	2,821	52	584	387	2,686

SUPPORTI: To what extent do you agree or disagree with the following statements?: I have some very close friends outside the family who I know really care for me and love me.

	Total DoD	Service					Status				Role			Duty Type		
	Total DoD	Army	Navy	Marine Corps	Air Force	DoD Agency	Active Duty	National Guard	Reserve	Civilian	SARC	VA/ UVA	SVC/ VLC/ SVP	Sole Duty	Primary Duty	Collateral Duty
Strongly agree	44.63%	43.61%	45.34%	36.16%	51.88%	45.76%	44.98%	39.60%	40.20%	49.81%	47.05%	44.06%	56.87%	55.01%	49.33%	43.02%
Agree	38.25%	38.91%	37.90%	40.63%	35.08%	42.79%	37.04%	44.48%	45.77%	37.77%	36.14%	38.75%	27.78%	31.87%	40.09%	38.79%
Neither agree nor disagree	13.61%	13.50%	13.86%	19.05%	10.10%	10.29%	14.34%	12.72%	11.05%	9.49%	12.34%	13.85%	11.73%	9.24%	8.17%	14.61%
Disagree	2.04%	2.38%	1.38%	2.38%	2.12%	1.16%	2.13%	1.96%	1.20%	1.90%	2.81%	1.92%	1.67%	2.13%	1.63%	2.08%
Strongly disagree	1.46%	1.59%	1.52%	1.77%	0.82%	0.00%	1.51%	1.24%	1.77%	1.03%	1.66%	1.42%	1.95%	1.75%	0.77%	1.49%
Unweighted n	3,661	2,054	612	325	596	74	2,323	413	231	694	791	2,818	52	585	385	2,685

SAPRPROCPRSNA: Does your local [PROGRAM] program have clear procedures for handling cases involving...?: A joint operating environment

	Total DoD	Service					Status				Role			Duty Type		
	Total DoD	Army	Navy	Marine Corps	Air Force	DoD Agency	Active Duty	National Guard	Reserve	Civilian	SARC	VA/ UVA	SVC/ VLC/ SVP	Sole Duty	Primary Duty	Collateral Duty
Yes	62.69%	58.65%	66.20%	56.22%	72.85%	60.57%	64.40%	65.87%	40.98%	57.73%	57.65%	63.62%	56.55%	63.36%	65.45%	62.32%
No	13.33%	15.44%	12.10%	12.81%	8.84%	24.62%	11.91%	14.05%	21.16%	20.55%	20.17%	12.09%	20.31%	18.36%	15.66%	12.57%
Not applicable	23.98%	25.92%	21.70%	30.97%	18.31%	14.81%	23.69%	20.08%	37.87%	21.72%	22.18%	24.29%	23.14%	18.28%	18.89%	25.11%
Unweighted n	3,641	2,050	607	323	587	74	2,309	408	231	693	790	2,802	49	580	383	2,674

SAPRPROCPSNB: Does your local **[PROGRAM]** program have clear procedures for handling cases involving...?: Foreign nationals

	Total DoD	Service					Status				Role			Duty Type		
	Total DoD	Army	Navy	Marine Corps	Air Force	DoD Agency	Active Duty	National Guard	Reserve	Civilian	SARC	VA/ UVA	SVC/ VLC/ SVP	Sole Duty	Primary Duty	Collateral Duty
Yes	39.05%	34.06%	43.52%	34.29%	50.07%	22.42%	42.31%	29.96%	20.46%	31.09%	32.19%	40.17%	42.04%	35.97%	39.46%	39.35%
No	21.82%	23.24%	20.73%	21.51%	18.95%	34.73%	20.45%	25.00%	20.37%	32.07%	30.59%	20.31%	25.09%	30.67%	22.90%	20.74%
Not applicable	39.12%	42.70%	35.75%	44.20%	30.98%	42.85%	37.24%	45.04%	59.17%	36.84%	37.22%	39.52%	32.87%	33.35%	37.64%	39.91%
Unweighted n	3,628	2,042	606	323	583	74	2,297	408	232	691	788	2,792	48	580	382	2,662

SAPRPROCPSNC: Does your local **[PROGRAM]** program have clear procedures for handling cases involving...?: DoD civilian employees

	Total DoD	Service					Status				Role			Duty Type		
	Total DoD	Army	Navy	Marine Corps	Air Force	DoD Agency	Active Duty	National Guard	Reserve	Civilian	SARC	VA/ UVA	SVC/ VLC/ SVP	Sole Duty	Primary Duty	Collateral Duty
Yes	81.20%	80.64%	80.11%	71.87%	90.76%	88.58%	81.62%	78.50%	68.47%	88.60%	84.67%	80.62%	81.23%	88.20%	82.28%	80.34%
No	7.93%	8.12%	8.87%	9.01%	4.62%	11.42%	7.18%	10.47%	11.17%	10.06%	9.61%	7.62%	10.12%	9.92%	8.43%	7.64%
Not applicable	10.87%	11.23%	11.03%	19.13%	4.62%	0.00%	11.20%	11.03%	20.37%	1.34%	5.72%	11.76%	8.65%	1.88%	9.29%	12.01%
Unweighted n	3,627	2,041	604	322	586	74	2,303	405	228	691	787	2,792	48	579	383	2,661

NOTE: For this question, skip logic was applied as follows: //Ask if SRSVCA ≠ "Coast Guard" AND SRCOMP ≠ "Coast Guard Reserve" AND SRCIVSVC ≠ "Coast Guard"//

SAPRPROCPSND: Does your local **[PROGRAM]** program have clear procedures for handling cases involving...?: Dependents

	Total DoD	Service					Status				Role			Duty Type		
	Total DoD	Army	Navy	Marine Corps	Air Force	DoD Agency	Active Duty	National Guard	Reserve	Civilian	SARC	VA/ UVA	SVC/ VLC/ SVP	Sole Duty	Primary Duty	Collateral Duty
Yes	83.79%	81.80%	85.52%	79.11%	90.18%	76.03%	85.48%	75.96%	66.77%	87.66%	88.11%	82.94%	93.77%	93.05%	84.98%	82.67%
No	6.77%	8.62%	4.69%	8.53%	3.22%	17.24%	5.48%	12.85%	13.11%	7.98%	7.28%	6.76%	0.86%	4.61%	7.03%	6.96%
Not applicable	9.44%	9.57%	9.79%	12.36%	6.60%	6.73%	9.03%	11.19%	20.13%	4.35%	4.61%	10.31%	5.37%	2.35%	7.99%	10.37%
Unweighted n	3,645	2,050	609	324	588	74	2,313	407	230	695	790	2,806	49	582	382	2,676

SAPRPROCPSNE: Does your local **[PROGRAM]** program have clear procedures for handling cases involving...?: Contractors

	Total DoD	Service					Status				Role			Duty Type		
	Total DoD	Army	Navy	Marine Corps	Air Force	DoD Agency	Active Duty	National Guard	Reserve	Civilian	SARC	VA/ UVA	SVC/ VLC/ SVP	Sole Duty	Primary Duty	Collateral Duty
Yes	69.76%	67.93%	70.50%	61.46%	80.60%	52.97%	71.72%	66.99%	51.31%	66.86%	68.17%	70.13%	61.80%	72.64%	68.33%	69.59%
No	14.03%	15.30%	13.37%	15.81%	9.12%	30.77%	12.46%	16.66%	18.81%	22.53%	19.52%	12.96%	25.70%	20.69%	15.28%	13.16%
Not applicable	16.21%	16.77%	16.13%	22.73%	10.27%	16.26%	15.82%	16.35%	29.88%	10.61%	12.32%	16.91%	12.51%	6.67%	16.39%	17.26%
Unweighted n	3,638	2,049	606	322	587	74	2,304	407	232	695	787	2,803	48	581	383	2,670

SAPRPROCPSNF: Does your local **[PROGRAM]** program have clear procedures for handling cases involving...?: Visiting personnel, such as trainees, National Guard, and Reserve members

	Total DoD	Service					Status				Role			Duty Type		
	Total DoD	Army	Navy	Marine Corps	Air Force	DoD Agency	Active Duty	National Guard	Reserve	Civilian	SARC	VA/ UVA	SVC/ VLC/ SVP	Sole Duty	Primary Duty	Collateral Duty
Yes	71.62%	70.41%	70.82%	64.19%	81.83%	71.38%	70.64%	79.97%	65.31%	75.77%	69.75%	71.89%	74.85%	78.42%	73.12%	70.72%
No	13.10%	13.59%	13.21%	14.18%	10.39%	16.96%	12.58%	11.96%	16.47%	16.87%	17.77%	12.29%	14.45%	16.23%	13.20%	12.76%
Not applicable	15.28%	16.00%	15.97%	21.64%	7.77%	11.66%	16.78%	8.06%	18.22%	7.36%	12.48%	15.81%	10.70%	5.36%	13.68%	16.52%
Unweighted n	3,645	2,053	607	323	588	74	2,309	408	231	697	790	2,807	48	581	384	2,675

SAPRPROCPSNG: Does your local **[PROGRAM]** program have clear procedures for handling cases involving...?: Deployed military members

	Total DoD	Service					Status				Role			Duty Type		
	Total DoD	Army	Navy	Marine Corps	Air Force	DoD Agency	Active Duty	National Guard	Reserve	Civilian	SARC	VA/ UVA	SVC/ VLC/ SVP	Sole Duty	Primary Duty	Collateral Duty
Yes	74.52%	70.06%	80.07%	67.96%	81.74%	76.68%	74.43%	82.90%	62.05%	74.39%	72.64%	74.82%	75.29%	75.91%	71.73%	74.63%
No	7.66%	9.35%	5.80%	5.70%	7.35%	8.50%	6.78%	8.35%	15.10%	10.17%	10.60%	7.15%	9.15%	10.27%	8.66%	7.26%
Not applicable	17.82%	20.59%	14.13%	26.35%	10.91%	14.81%	18.78%	8.75%	22.86%	15.44%	16.76%	18.03%	15.56%	13.83%	19.61%	18.11%
Unweighted n	3,643	2,051	607	323	588	74	2,308	408	231	696	789	2,804	50	583	384	2,671

SAPRPROCA: Does your local **[PROGRAM]** program have clear procedures for...?: Ensuring victims' safety when handling cases

	Total DoD	Service					Status				Role			Duty Type		
	Total DoD	Army	Navy	Marine Corps	Air Force	DoD Agency	Active Duty	National Guard	Reserve	Civilian	SARC	VA/ UVA	SVC/ VLC/ SVP	Sole Duty	Primary Duty	Collateral Duty
Yes	94.34%	92.11%	97.05%	93.32%	96.64%	94.48%	94.91%	92.99%	88.04%	94.50%	95.95%	94.07%	93.90%	96.31%	95.00%	94.04%
No	2.53%	4.18%	1.14%	1.06%	0.93%	5.52%	1.85%	3.94%	6.61%	4.65%	2.65%	2.51%	2.59%	2.89%	3.35%	2.42%
Not applicable	3.13%	3.70%	1.82%	5.61%	2.43%	0.00%	3.24%	3.07%	5.34%	0.85%	1.40%	3.42%	3.50%	0.81%	1.64%	3.54%
Unweighted n	3,606	2,028	599	323	583	73	2,286	406	222	692	787	2,769	50	580	381	2,640

SAPRPROCB: Does your local **[PROGRAM]** program have clear procedures for...?: Ensuring victims' privacy when handling cases

	Total DoD	Service					Status				Role			Duty Type		
	Total DoD	Army	Navy	Marine Corps	Air Force	DoD Agency	Active Duty	National Guard	Reserve	Civilian	SARC	VA/ UVA	SVC/ VLC/ SVP	Sole Duty	Primary Duty	Collateral Duty
Yes	94.16%	92.18%	96.83%	92.29%	96.31%	95.62%	94.57%	93.11%	88.16%	95.38%	96.57%	93.85%	87.36%	95.38%	94.89%	93.95%
No	2.75%	4.21%	1.34%	2.10%	1.27%	4.38%	2.18%	4.08%	6.84%	3.91%	2.28%	2.74%	9.14%	3.81%	3.76%	2.53%
Not applicable	3.09%	3.61%	1.82%	5.61%	2.42%	0.00%	3.25%	2.81%	5.00%	0.72%	1.16%	3.41%	3.50%	0.81%	1.35%	3.52%
Unweighted n	3,605	2,027	598	323	584	73	2,286	406	222	691	786	2,769	50	580	380	2,640

SAPRPROCC: Does your local **[PROGRAM]** program have clear procedures for...?: Ensuring SARCs' and VAs' personal safety when handling a case

	Total DoD	Service					Status				Role			Duty Type		
	Total DoD	Army	Navy	Marine Corps	Air Force	DoD Agency	Active Duty	National Guard	Reserve	Civilian	SARC	VA/ UVA	SVC/ VLC/ SVP	Sole Duty	Primary Duty	Collateral Duty
Yes	91.20%	87.52%	95.67%	89.97%	95.19%	83.47%	92.46%	89.27%	83.62%	86.46%	89.97%	91.53%	81.66%	88.23%	88.70%	91.75%
No	5.05%	7.98%	2.17%	2.95%	2.31%	16.53%	3.70%	7.50%	9.50%	12.05%	7.93%	4.49%	11.05%	10.52%	8.13%	4.15%
Not applicable	3.75%	4.50%	2.16%	7.08%	2.50%	0.00%	3.84%	3.23%	6.88%	1.49%	2.10%	3.99%	7.30%	1.25%	3.17%	4.10%
Unweighted n	3,595	2,021	599	321	582	72	2,280	405	222	688	785	2,762	48	578	379	2,633

SAPRPROC: Does your local **[PROGRAM]** program have clear procedures for...?: Obtaining a Military Protective Order (MPO)

	Total DoD	Service					Status				Role			Duty Type		
	Total DoD	Army	Navy	Marine Corps	Air Force	DoD Agency	Active Duty	National Guard	Reserve	Civilian	SARC	VA/ UVA	SVC/ VLC/ SVP	Sole Duty	Primary Duty	Collateral Duty
Yes	90.06%	87.10%	94.02%	89.68%	92.57%	77.30%	92.60%	79.33%	74.16%	88.22%	92.29%	89.63%	93.47%	94.40%	92.05%	89.38%
No	4.79%	6.05%	3.53%	3.22%	3.66%	16.19%	3.52%	9.18%	12.46%	6.93%	4.54%	4.88%	0.86%	4.07%	4.33%	4.90%
Not applicable	5.15%	6.85%	2.45%	7.10%	3.77%	6.51%	3.88%	11.48%	13.38%	4.85%	3.16%	5.49%	5.67%	1.53%	3.62%	5.72%
Unweighted n	3,601	2,024	599	321	584	73	2,284	406	220	691	787	2,765	49	579	380	2,638

SAPRPROCE: Does your local **[PROGRAM]** program have clear procedures for...?: Obtaining a Civilian Protective Order (CPO)

	Total DoD	Service					Status				Role			Duty Type		
	Total DoD	Army	Navy	Marine Corps	Air Force	DoD Agency	Active Duty	National Guard	Reserve	Civilian	SARC	VA/ UVA	SVC/ VLC/ SVP	Sole Duty	Primary Duty	Collateral Duty
Yes	85.01%	82.71%	86.63%	85.27%	89.02%	81.26%	86.64%	83.52%	70.68%	80.64%	81.84%	85.76%	67.85%	78.36%	85.22%	85.73%
No	8.42%	10.06%	7.51%	6.50%	5.78%	18.74%	7.06%	9.59%	18.04%	13.67%	12.85%	7.47%	24.36%	15.19%	8.19%	7.68%
Not applicable	6.57%	7.24%	5.85%	8.22%	5.20%	0.00%	6.30%	6.90%	11.28%	5.69%	5.31%	6.77%	7.78%	6.46%	6.59%	6.59%
Unweighted n	3,593	2,021	598	322	579	73	2,278	405	220	690	786	2,760	47	577	380	2,631

SAPRPROCF: Does your local **[PROGRAM]** program have clear procedures for...?: Providing a Special Victims' Counsel (SVC)/Victims' Legal Counsel (VLC)

	Total DoD	Service					Status				Role			Duty Type		
	Total DoD	Army	Navy	Marine Corps	Air Force	DoD Agency	Active Duty	National Guard	Reserve	Civilian	SARC	VA/ UVA	SVC/ VLC/ SVP	Sole Duty	Primary Duty	Collateral Duty
Yes	92.43%	89.53%	96.32%	90.88%	95.64%	80.37%	93.76%	88.94%	79.39%	92.11%	94.86%	91.98%	94.72%	95.50%	93.37%	92.00%
No	3.70%	5.66%	1.87%	1.99%	1.47%	17.15%	2.47%	6.49%	13.84%	5.64%	3.61%	3.74%	1.76%	3.49%	3.18%	3.76%
Not applicable	3.87%	4.81%	1.82%	7.13%	2.89%	2.48%	3.77%	4.57%	6.76%	2.26%	1.53%	4.28%	3.52%	1.01%	3.46%	4.25%
Unweighted n	3,601	2,024	599	320	585	73	2,285	405	219	692	787	2,764	50	580	380	2,636

SAPRPROCG: Does your local **[PROGRAM]** program have clear procedures for...?: Providing expedited transfers

	Total DoD	Service					Status				Role			Duty Type		
	Total DoD	Army	Navy	Marine Corps	Air Force	DoD Agency	Active Duty	National Guard	Reserve	Civilian	SARC	VA/ UVA	SVC/ VLC/ SVP	Sole Duty	Primary Duty	Collateral Duty
Yes	92.27%	90.62%	94.25%	92.18%	94.31%	81.16%	93.24%	90.34%	85.19%	89.88%	94.89%	91.79%	94.72%	95.73%	92.71%	91.82%
No	3.85%	4.93%	3.45%	1.09%	2.48%	14.39%	3.16%	5.16%	8.64%	5.72%	2.89%	4.04%	1.76%	2.89%	3.85%	3.97%
Not applicable	3.88%	4.45%	2.30%	6.73%	3.21%	4.45%	3.59%	4.50%	6.17%	4.40%	2.21%	4.17%	3.52%	1.38%	3.44%	4.21%
Unweighted n	3,601	2,024	599	320	585	73	2,285	405	220	691	785	2,766	50	579	379	2,638

SAPRPROCH: Does your local **[PROGRAM]** program have clear procedures for...?: Providing ways to report retaliation

	Total DoD	Service					Status				Role			Duty Type		
	Total DoD	Army	Navy	Marine Corps	Air Force	DoD Agency	Active Duty	National Guard	Reserve	Civilian	SARC	VA/ UVA	SVC/ VLC/ SVP	Sole Duty	Primary Duty	Collateral Duty
Yes	91.32%	89.68%	93.35%	91.12%	93.21%	81.95%	92.42%	88.63%	84.47%	88.42%	91.52%	91.26%	93.77%	91.57%	91.70%	91.26%
No	5.20%	6.55%	4.03%	3.24%	3.76%	18.05%	4.04%	7.21%	10.49%	10.40%	7.23%	4.88%	2.65%	7.62%	6.31%	4.80%
Not applicable	3.48%	3.76%	2.62%	5.64%	3.03%	0.00%	3.55%	4.15%	5.04%	1.18%	1.25%	3.86%	3.58%	0.81%	1.99%	3.93%
Unweighted n	3,594	2,022	598	320	581	73	2,283	404	220	687	786	2,759	49	577	380	2,632

SAPRPROCI: Does your local **[PROGRAM]** program have clear procedures for...?: Handing off cases to the SARC at the victim's next duty location or National Guard home state location

	Total DoD	Service					Status				Role			Duty Type		
	Total DoD	Army	Navy	Marine Corps	Air Force	DoD Agency	Active Duty	National Guard	Reserve	Civilian	SARC	VA/ UVA	SVC/ VLC/ SVP	Sole Duty	Primary Duty	Collateral Duty
Yes	88.09%	84.61%	92.22%	87.42%	91.67%	82.31%	89.15%	85.23%	80.04%	86.48%	88.64%	88.02%	87.04%	91.19%	86.56%	87.89%
No	6.18%	8.20%	4.30%	3.90%	4.66%	13.56%	5.16%	8.76%	12.55%	8.83%	7.09%	6.04%	5.37%	6.23%	6.94%	6.09%
Not applicable	5.73%	7.19%	3.48%	8.68%	3.66%	4.12%	5.69%	6.00%	7.41%	4.70%	4.28%	5.95%	7.59%	2.58%	6.51%	6.02%
<i>Unweighted n</i>	<i>3,595</i>	<i>2,019</i>	<i>598</i>	<i>321</i>	<i>584</i>	<i>73</i>	<i>2,283</i>	<i>406</i>	<i>218</i>	<i>688</i>	<i>786</i>	<i>2,760</i>	<i>49</i>	<i>578</i>	<i>378</i>	<i>2,634</i>

FEMVICTEXTA: With regard to women who experience sexual assault, to what extent do...?: Your programs meet their specific needs

	Total DoD	Service					Status				Role			Duty Type		
	Total DoD	Army	Navy	Marine Corps	Air Force	DoD Agency	Active Duty	National Guard	Reserve	Civilian	SARC	VA/ UVA	SVC/ VLC/ SVP	Sole Duty	Primary Duty	Collateral Duty
Very large extent	41.11%	35.05%	43.93%	40.10%	55.29%	41.27%	42.90%	30.45%	27.00%	45.20%	43.69%	40.72%	37.44%	49.39%	43.71%	39.88%
Large extent	39.50%	42.40%	39.93%	36.75%	31.68%	36.66%	39.18%	44.47%	38.88%	37.52%	41.10%	39.05%	52.19%	39.90%	38.04%	39.68%
Moderate extent	15.64%	17.75%	13.74%	18.48%	10.49%	20.51%	14.55%	19.56%	26.31%	14.69%	12.64%	16.23%	10.37%	9.30%	14.89%	16.39%
Small extent	2.19%	2.63%	1.90%	2.37%	1.38%	0.00%	1.88%	3.99%	4.22%	1.78%	1.66%	2.31%	0.00%	1.41%	2.41%	2.26%
Not at all	1.55%	2.18%	0.49%	2.30%	1.16%	1.56%	1.50%	1.53%	3.59%	0.81%	0.91%	1.69%	0.00%	0.00%	0.95%	1.79%
<i>Unweighted n</i>	<i>3,509</i>	<i>1,981</i>	<i>581</i>	<i>315</i>	<i>561</i>	<i>71</i>	<i>2,223</i>	<i>393</i>	<i>219</i>	<i>674</i>	<i>771</i>	<i>2,686</i>	<i>52</i>	<i>573</i>	<i>375</i>	<i>2,556</i>

FEMVICTEXTB: With regard to women who experience sexual assault, to what extent do...?: Current policies and programs provide sufficient guidance for supporting them

	Total DoD	Service					Status				Role			Duty Type		
	Total DoD	Army	Navy	Marine Corps	Air Force	DoD Agency	Active Duty	National Guard	Reserve	Civilian	SARC	VA/ UVA	SVC/ VLC/ SVP	Sole Duty	Primary Duty	Collateral Duty
Very large extent	40.41%	35.72%	42.18%	40.02%	52.20%	35.04%	42.44%	29.58%	27.05%	42.06%	42.50%	40.32%	20.81%	46.64%	40.43%	39.67%
Large extent	39.25%	41.15%	41.02%	35.46%	32.50%	39.45%	38.75%	44.61%	38.50%	38.52%	40.59%	38.80%	54.89%	38.98%	39.82%	39.30%
Moderate extent	15.95%	17.64%	13.87%	19.13%	12.13%	22.63%	14.88%	20.13%	24.79%	15.71%	13.26%	16.35%	20.86%	11.71%	15.32%	16.44%
Small extent	2.76%	3.18%	2.63%	2.60%	1.93%	1.30%	2.44%	3.88%	6.09%	2.37%	2.38%	2.82%	3.43%	2.05%	2.88%	2.84%
Not at all	1.63%	2.32%	0.30%	2.79%	1.24%	1.58%	1.50%	1.79%	3.57%	1.35%	1.28%	1.71%	0.00%	0.61%	1.54%	1.75%
<i>Unweighted n</i>	<i>3,511</i>	<i>1,982</i>	<i>581</i>	<i>314</i>	<i>564</i>	<i>70</i>	<i>2,225</i>	<i>394</i>	<i>220</i>	<i>672</i>	<i>772</i>	<i>2,688</i>	<i>51</i>	<i>570</i>	<i>376</i>	<i>2,560</i>

FEMVICTEXTC: With regard to women who experience sexual assault, to what extent do...?: Health care providers provide the appropriate care

	Total DoD	Service					Status				Role			Duty Type		
	Total DoD	Army	Navy	Marine Corps	Air Force	DoD Agency	Active Duty	National Guard	Reserve	Civilian	SARC	VA/ UVA	SVC/ VLC/ SVP	Sole Duty	Primary Duty	Collateral Duty
Very large extent	42.30%	39.00%	42.79%	43.03%	51.22%	40.35%	44.67%	31.97%	25.49%	42.39%	48.43%	41.58%	16.67%	49.92%	46.05%	41.06%
Large extent	38.32%	40.09%	41.00%	33.38%	31.23%	34.92%	37.53%	44.55%	38.82%	38.64%	34.42%	38.79%	53.61%	35.09%	36.83%	38.90%
Moderate extent	15.28%	15.89%	14.11%	17.09%	14.24%	18.11%	14.39%	17.77%	26.52%	13.60%	13.06%	15.59%	21.15%	11.47%	13.01%	15.87%
Small extent	2.44%	2.60%	1.80%	4.42%	1.85%	2.34%	2.12%	3.78%	2.84%	3.73%	2.58%	2.34%	8.56%	3.39%	2.18%	2.36%
Not at all	1.66%	2.41%	0.30%	2.08%	1.45%	4.29%	1.30%	1.93%	6.32%	1.64%	1.51%	1.70%	0.00%	0.13%	1.94%	1.81%
<i>Unweighted n</i>	<i>3,503</i>	<i>1,978</i>	<i>580</i>	<i>314</i>	<i>562</i>	<i>69</i>	<i>2,219</i>	<i>392</i>	<i>220</i>	<i>672</i>	<i>772</i>	<i>2,683</i>	<i>48</i>	<i>568</i>	<i>376</i>	<i>2,555</i>

FEMVICTEXTD: With regard to women who experience sexual assault, to what extent do...?: Military investigators provide an appropriate response

	Total DoD	Service					Status				Role			Duty Type		
	Total DoD	Army	Navy	Marine Corps	Air Force	DoD Agency	Active Duty	National Guard	Reserve	Civilian	SARC	VA/ UVA	SVC/ VLC/ SVP	Sole Duty	Primary Duty	Collateral Duty
Very large extent	38.30%	34.07%	40.16%	39.43%	47.98%	25.46%	40.52%	27.51%	24.37%	38.52%	39.70%	38.18%	29.94%	44.09%	39.16%	37.54%
Large extent	36.59%	37.24%	40.40%	30.72%	31.49%	31.62%	36.75%	36.44%	34.93%	36.33%	36.70%	36.43%	46.25%	36.36%	36.10%	36.72%
Moderate extent	18.47%	20.40%	15.82%	20.72%	15.76%	22.23%	17.58%	22.07%	28.81%	16.06%	17.05%	18.73%	17.25%	13.04%	18.11%	19.07%
Small extent	4.11%	4.71%	2.84%	5.93%	2.89%	12.46%	3.28%	8.49%	5.24%	6.24%	4.24%	4.05%	6.56%	4.76%	4.79%	3.97%
Not at all	2.54%	3.58%	0.78%	3.20%	1.88%	8.23%	1.87%	5.49%	6.65%	2.85%	2.31%	2.62%	0.00%	1.75%	1.84%	2.70%
Unweighted n	3,499	1,978	578	313	561	69	2,217	393	220	669	770	2,677	52	570	376	2,549

FEMVICTEXTE: With regard to women who experience sexual assault, to what extent do...?: SVCs/VLCs provide an appropriate response

	Total DoD	Service					Status				Role			Duty Type		
	Total DoD	Army	Navy	Marine Corps	Air Force	DoD Agency	Active Duty	National Guard	Reserve	Civilian	SARC	VA/ UVA	SVC/ VLC/ SVP	Sole Duty	Primary Duty	Collateral Duty
Very large extent	42.27%	36.55%	44.61%	43.00%	55.45%	35.52%	44.39%	30.90%	25.02%	46.06%	45.89%	41.23%	72.35%	57.39%	43.50%	40.41%
Large extent	37.29%	39.21%	39.43%	32.01%	30.67%	39.45%	37.20%	39.97%	37.28%	35.13%	36.40%	37.57%	27.65%	29.41%	37.33%	38.25%
Moderate extent	15.38%	17.07%	13.90%	18.58%	10.82%	15.20%	14.66%	18.69%	25.65%	11.83%	11.22%	16.31%	0.00%	9.80%	12.82%	16.20%
Small extent	2.94%	3.81%	1.89%	3.68%	1.66%	4.18%	2.21%	6.28%	6.42%	3.82%	4.15%	2.77%	0.00%	2.15%	3.98%	2.93%
Not at all	2.13%	3.37%	0.17%	2.73%	1.41%	5.65%	1.54%	4.15%	5.63%	3.15%	2.34%	2.12%	0.00%	1.24%	2.36%	2.21%
Unweighted n	3,492	1,969	579	313	562	69	2,215	391	218	668	765	2,675	52	568	375	2,545

FEMVICTEXTF: With regard to women who experience sexual assault, to what extent do...?: You think they are less likely than male victims to be believed by their peers

	Total DoD	Service					Status				Role			Duty Type		
	Total DoD	Army	Navy	Marine Corps	Air Force	DoD Agency	Active Duty	National Guard	Reserve	Civilian	SARC	VA/ UVA	SVC/ VLC/ SVP	Sole Duty	Primary Duty	Collateral Duty
Very large extent	20.13%	16.53%	23.70%	23.90%	22.29%	13.97%	21.86%	14.84%	13.20%	14.39%	16.48%	20.72%	22.61%	19.24%	21.99%	20.10%
Large extent	19.56%	19.21%	23.11%	14.50%	17.71%	11.71%	20.06%	19.58%	16.07%	17.17%	16.20%	20.10%	21.56%	16.01%	21.26%	19.84%
Moderate extent	20.52%	19.97%	19.87%	23.11%	22.09%	15.04%	20.36%	19.03%	26.22%	19.95%	18.67%	20.98%	10.73%	15.42%	19.76%	21.09%
Small extent	13.72%	14.16%	12.10%	15.56%	13.43%	25.75%	12.48%	19.41%	15.96%	17.56%	16.23%	13.17%	21.97%	17.76%	13.43%	13.31%
Not at all	26.07%	30.12%	21.22%	22.92%	24.49%	33.53%	25.25%	27.14%	28.55%	30.93%	32.42%	25.03%	23.13%	31.57%	23.56%	25.67%
Unweighted n	3,503	1,976	581	312	564	70	2,221	393	220	669	767	2,684	52	568	374	2,556

FEMVICTEXTG: With regard to women who experience sexual assault, to what extent do...?: You feel confident in addressing their needs

	Total DoD	Service					Status				Role			Duty Type		
	Total DoD	Army	Navy	Marine Corps	Air Force	DoD Agency	Active Duty	National Guard	Reserve	Civilian	SARC	VA/ UVA	SVC/ VLC/ SVP	Sole Duty	Primary Duty	Collateral Duty
Very large extent	46.71%	41.48%	49.34%	48.05%	56.74%	50.72%	47.90%	34.53%	30.51%	59.58%	55.48%	45.00%	62.03%	65.56%	56.03%	43.68%
Large extent	36.02%	37.81%	36.14%	33.70%	31.71%	37.37%	35.76%	42.09%	38.10%	30.41%	32.01%	36.78%	30.69%	27.92%	30.48%	37.51%
Moderate extent	13.47%	15.71%	11.90%	13.87%	9.50%	10.37%	12.89%	17.17%	23.76%	8.13%	10.39%	14.09%	7.28%	5.33%	11.36%	14.55%
Small extent	2.30%	2.88%	2.12%	2.31%	0.87%	1.54%	2.01%	4.69%	4.03%	1.25%	1.61%	2.45%	0.00%	0.94%	0.96%	2.59%
Not at all	1.50%	2.12%	0.49%	2.07%	1.18%	0.00%	1.44%	1.53%	3.60%	0.63%	0.49%	1.69%	0.00%	0.25%	1.18%	1.67%
Unweighted n	3,523	1,988	581	314	568	72	2,229	397	222	675	770	2,701	52	570	377	2,571

FEMVICTEXTH: With regard to women who experience sexual assault, to what extent do...?: You have the resources to assist them

	Total DoD	Service					Status				Role			Duty Type		
	Total DoD	Army	Navy	Marine Corps	Air Force	DoD Agency	Active Duty	National Guard	Reserve	Civilian	SARC	VA/ UVA	SVC/ VLC/ SVP	Sole Duty	Primary Duty	Collateral Duty
Very large extent	46.46%	40.28%	49.34%	50.57%	57.86%	38.42%	48.56%	33.93%	29.69%	51.56%	52.46%	45.41%	48.62%	60.51%	51.50%	44.35%
Large extent	36.08%	38.81%	36.59%	32.19%	29.30%	36.11%	35.27%	44.39%	37.38%	33.66%	33.29%	36.58%	34.62%	29.21%	31.51%	37.38%
Moderate extent	13.65%	15.90%	11.88%	13.00%	10.01%	21.03%	12.85%	16.32%	23.55%	11.76%	11.42%	14.01%	14.80%	8.43%	13.54%	14.19%
Small extent	2.33%	2.84%	1.89%	1.79%	1.91%	2.89%	1.97%	3.57%	5.77%	2.10%	2.16%	2.36%	1.96%	1.60%	2.14%	2.44%
Not at all	1.48%	2.18%	0.30%	2.45%	0.92%	1.54%	1.36%	1.79%	3.61%	0.92%	0.67%	1.64%	0.00%	0.25%	1.30%	1.64%
Unweighted n	3,514	1,982	579	314	567	72	2,224	395	220	675	770	2,692	52	571	376	2,562

MALEVICTEXTA: With regard to men who experience sexual assault, to what extent do...?: Your programs meet their specific needs

	Total DoD	Service					Status				Role			Duty Type		
	Total DoD	Army	Navy	Marine Corps	Air Force	DoD Agency	Active Duty	National Guard	Reserve	Civilian	SARC	VA/ UVA	SVC/ VLC/ SVP	Sole Duty	Primary Duty	Collateral Duty
Very large extent	37.56%	31.55%	42.61%	38.65%	46.56%	24.03%	40.34%	24.93%	24.30%	34.32%	35.54%	37.84%	42.00%	42.31%	36.90%	37.03%
Large extent	34.43%	35.51%	35.37%	31.55%	31.71%	27.27%	34.55%	35.67%	30.83%	34.35%	37.42%	33.75%	45.94%	35.32%	33.54%	34.48%
Moderate extent	20.92%	23.14%	18.49%	22.18%	16.85%	36.50%	19.50%	26.13%	31.15%	21.67%	18.75%	21.44%	10.38%	16.01%	22.45%	21.29%
Small extent	5.37%	7.16%	2.99%	5.76%	4.06%	6.02%	4.29%	11.00%	8.24%	7.21%	6.75%	5.18%	1.68%	5.98%	5.91%	5.25%
Not at all	1.73%	2.64%	0.54%	1.86%	0.82%	6.18%	1.32%	2.28%	5.47%	2.44%	1.55%	1.78%	0.00%	0.38%	1.20%	1.94%
Unweighted n	3,487	1,964	580	312	561	70	2,198	393	219	677	772	2,663	52	577	375	2,530

MALEVICTEXTB: With regard to men who experience sexual assault, to what extent do...?: Current response policies and programs provide sufficient guidance for supporting them

	Total DoD	Service					Status				Role			Duty Type		
	Total DoD	Army	Navy	Marine Corps	Air Force	DoD Agency	Active Duty	National Guard	Reserve	Civilian	SARC	VA/ UVA	SVC/ VLC/ SVP	Sole Duty	Primary Duty	Collateral Duty
Very large extent	38.21%	33.12%	41.52%	41.53%	46.30%	22.51%	40.76%	26.32%	25.71%	35.79%	37.97%	38.38%	29.05%	43.02%	34.91%	37.93%
Large extent	34.57%	35.52%	36.75%	30.30%	30.46%	32.58%	34.36%	37.94%	31.35%	34.88%	37.20%	33.94%	46.73%	35.56%	37.53%	34.24%
Moderate extent	20.06%	21.92%	17.74%	20.83%	17.39%	33.68%	19.25%	23.08%	27.01%	19.70%	16.90%	20.64%	17.49%	14.88%	19.76%	20.64%
Small extent	5.41%	6.75%	3.64%	4.99%	4.89%	6.77%	4.25%	10.38%	11.02%	7.10%	6.20%	5.26%	6.73%	6.16%	6.56%	5.23%
Not at all	1.75%	2.69%	0.35%	2.35%	0.97%	4.46%	1.38%	2.28%	4.91%	2.53%	1.73%	1.78%	0.00%	0.37%	1.25%	1.96%
Unweighted n	3,484	1,959	580	312	562	71	2,197	393	219	675	772	2,660	52	575	374	2,530

MALEVICTEXTC: With regard to men who experience sexual assault, to what extent do...?: Health care providers provide the appropriate care

	Total DoD	Service					Status				Role			Duty Type		
	Total DoD	Army	Navy	Marine Corps	Air Force	DoD Agency	Active Duty	National Guard	Reserve	Civilian	SARC	VA/ UVA	SVC/ VLC/ SVP	Sole Duty	Primary Duty	Collateral Duty
Very large extent	40.12%	36.47%	42.49%	42.36%	45.63%	34.66%	42.72%	30.08%	23.56%	37.79%	42.20%	39.95%	25.66%	45.72%	39.86%	39.48%
Large extent	34.69%	36.30%	35.44%	31.69%	30.67%	28.90%	34.69%	37.03%	31.25%	34.44%	33.84%	34.64%	49.57%	33.92%	35.82%	34.73%
Moderate extent	19.38%	19.76%	18.96%	18.80%	19.03%	25.61%	18.10%	23.15%	31.28%	19.39%	17.41%	19.70%	21.15%	14.98%	19.57%	19.81%
Small extent	4.07%	4.96%	2.52%	5.28%	3.40%	4.94%	3.32%	7.31%	6.53%	5.86%	4.81%	3.95%	3.62%	4.89%	3.63%	4.02%
Not at all	1.74%	2.51%	0.58%	1.87%	1.27%	5.89%	1.18%	2.44%	7.38%	2.53%	1.73%	1.77%	0.00%	0.49%	1.12%	1.95%
Unweighted n	3,469	1,951	581	311	556	70	2,188	390	218	673	769	2,652	48	571	372	2,522

MALEVICTEXTD: With regard to men who experience sexual assault, to what extent do...?: Clinical Support providers provide appropriate care

	Total DoD	Service					Status				Role			Duty Type		
	Total DoD	Army	Navy	Marine Corps	Air Force	DoD Agency	Active Duty	National Guard	Reserve	Civilian	SARC	VA/ UVA	SVC/ VLC/ SVP	Sole Duty	Primary Duty	Collateral Duty
Very large extent	40.01%	36.40%	42.59%	40.98%	45.74%	36.60%	42.50%	29.12%	22.83%	39.98%	43.24%	39.63%	26.13%	47.82%	38.84%	39.21%
Large extent	34.98%	36.07%	36.18%	32.57%	31.14%	31.61%	34.91%	36.76%	33.77%	34.47%	33.37%	35.12%	45.45%	32.81%	37.04%	35.09%
Moderate extent	19.22%	20.11%	18.17%	19.01%	18.17%	26.25%	17.90%	24.81%	29.14%	18.92%	17.46%	19.43%	26.58%	14.78%	19.67%	19.63%
Small extent	3.94%	4.69%	2.25%	5.59%	3.76%	3.93%	3.45%	6.59%	5.86%	4.39%	4.30%	3.91%	1.84%	4.20%	3.49%	3.96%
Not at all	1.85%	2.72%	0.80%	1.86%	1.20%	1.61%	1.25%	2.72%	8.40%	2.24%	1.64%	1.91%	0.00%	0.38%	0.95%	2.11%
Unweighted n	3,468	1,950	579	312	557	70	2,187	389	218	674	772	2,649	47	571	373	2,520

MALEVICTEXTE: With regard to men who experience sexual assault, to what extent do...?: Military investigators provide an appropriate response

	Total DoD	Service					Status				Role			Duty Type		
	Total DoD	Army	Navy	Marine Corps	Air Force	DoD Agency	Active Duty	National Guard	Reserve	Civilian	SARC	VA/ UVA	SVC/ VLC/ SVP	Sole Duty	Primary Duty	Collateral Duty
Very large extent	37.17%	33.12%	39.94%	39.58%	43.52%	24.16%	39.64%	26.43%	23.74%	34.85%	36.44%	37.43%	28.05%	40.19%	37.96%	36.73%
Large extent	33.63%	34.27%	36.15%	28.30%	30.77%	28.28%	34.06%	32.18%	28.76%	34.41%	34.94%	33.34%	37.79%	34.70%	33.31%	33.59%
Moderate extent	20.99%	22.30%	18.96%	23.85%	18.79%	22.99%	20.07%	24.95%	31.07%	18.65%	21.02%	21.00%	20.07%	16.53%	21.64%	21.40%
Small extent	5.45%	6.40%	3.96%	4.53%	5.56%	12.23%	4.32%	10.49%	9.36%	7.81%	4.92%	5.42%	14.09%	6.70%	5.22%	5.33%
Not at all	2.76%	3.91%	0.99%	3.74%	1.36%	12.34%	1.91%	5.96%	7.07%	4.29%	2.69%	2.81%	0.00%	1.89%	1.87%	2.95%
Unweighted n	3,468	1,951	578	311	559	69	2,186	391	218	673	771	2,646	51	574	374	2,516

MALEVICTEXTF: With regard to men who experience sexual assault, to what extent do...?: SVCs/VLCs provide an appropriate response

	Total DoD	Service					Status				Role			Duty Type		
	Total DoD	Army	Navy	Marine Corps	Air Force	DoD Agency	Active Duty	National Guard	Reserve	Civilian	SARC	VA/ UVA	SVC/ VLC/ SVP	Sole Duty	Primary Duty	Collateral Duty
Very large extent	41.09%	36.14%	42.99%	42.22%	52.40%	33.64%	43.44%	29.82%	22.50%	43.47%	43.11%	40.30%	71.55%	54.54%	39.87%	39.62%
Large extent	34.73%	36.44%	37.02%	28.44%	29.41%	33.76%	34.78%	36.25%	31.51%	34.69%	36.02%	34.63%	26.77%	30.60%	38.24%	34.93%
Moderate extent	18.33%	19.23%	17.39%	22.75%	14.18%	21.20%	17.62%	22.11%	30.16%	13.30%	14.37%	19.26%	1.68%	10.54%	16.09%	19.40%
Small extent	3.63%	4.78%	1.98%	4.46%	2.67%	4.17%	2.71%	7.36%	8.38%	5.02%	3.90%	3.64%	0.00%	3.25%	4.43%	3.60%
Not at all	2.22%	3.41%	0.62%	2.14%	1.34%	7.24%	1.45%	4.46%	7.46%	3.52%	2.61%	2.18%	0.00%	1.07%	1.37%	2.44%
Unweighted n	3,463	1,947	577	311	558	70	2,187	388	216	672	769	2,642	52	574	373	2,512

MALEVICTEXTG: With regard to men who experience sexual assault, to what extent do...?: You think they are less likely than female victims to be believed by their peers

	Total DoD	Service					Status				Role			Duty Type		
	Total DoD	Army	Navy	Marine Corps	Air Force	DoD Agency	Active Duty	National Guard	Reserve	Civilian	SARC	VA/ UVA	SVC/ VLC/ SVP	Sole Duty	Primary Duty	Collateral Duty
Very large extent	20.58%	17.53%	23.62%	21.36%	24.45%	6.65%	22.40%	13.88%	14.95%	14.78%	16.62%	21.29%	18.87%	16.99%	22.55%	20.85%
Large extent	20.51%	20.40%	22.97%	16.11%	18.68%	26.28%	20.43%	24.02%	18.05%	18.96%	17.85%	21.08%	12.92%	16.72%	19.29%	21.11%
Moderate extent	23.19%	23.62%	20.97%	23.74%	25.76%	23.43%	22.41%	25.22%	31.04%	23.10%	24.11%	23.20%	11.05%	21.64%	23.10%	23.29%
Small extent	13.27%	13.22%	12.74%	12.33%	14.24%	27.04%	12.24%	15.89%	14.22%	19.27%	15.75%	12.63%	28.09%	19.11%	14.74%	12.48%
Not at all	22.45%	25.23%	19.70%	26.47%	16.87%	16.60%	22.52%	21.00%	21.74%	23.88%	25.68%	21.80%	29.07%	25.54%	20.32%	22.27%
Unweighted n	3,479	1,956	581	312	560	70	2,194	394	217	674	772	2,655	52	577	373	2,524

MALEVICTEXTH: With regard to men who experience sexual assault, to what extent do...?: You feel confident in addressing their needs

	Total DoD	Service					Status				Role			Duty Type		
	Total DoD	Army	Navy	Marine Corps	Air Force	DoD Agency	Active Duty	National Guard	Reserve	Civilian	SARC	VA/ UVA	SVC/ VLC/ SVP	Sole Duty	Primary Duty	Collateral Duty
Very large extent	43.18%	38.43%	46.35%	44.35%	51.12%	39.97%	45.05%	30.39%	28.22%	49.44%	46.84%	42.33%	57.98%	57.64%	45.18%	41.31%
Large extent	34.77%	36.16%	35.43%	32.06%	30.83%	38.85%	34.70%	37.67%	33.86%	32.92%	35.93%	34.52%	38.66%	31.31%	36.07%	35.08%
Moderate extent	17.04%	18.56%	14.91%	18.76%	15.28%	17.03%	15.81%	24.85%	26.88%	13.60%	13.90%	17.78%	3.37%	9.21%	16.21%	17.98%
Small extent	3.36%	4.58%	2.38%	2.98%	1.76%	2.57%	2.98%	5.33%	6.55%	2.64%	2.11%	3.62%	0.00%	1.42%	2.18%	3.70%
Not at all	1.65%	2.27%	0.94%	1.85%	1.01%	1.58%	1.47%	1.76%	4.49%	1.40%	1.21%	1.75%	0.00%	0.42%	0.36%	1.93%
Unweighted n	3,488	1,961	581	313	562	71	2,198	392	218	680	771	2,665	52	576	374	2,533

MALEVICTEXTI: With regard to men who experience sexual assault, to what extent do: You have the resources to assist them

	Total DoD	Service					Status				Role			Duty Type		
	Total DoD	Army	Navy	Marine Corps	Air Force	DoD Agency	Active Duty	National Guard	Reserve	Civilian	SARC	VA/ UVA	SVC/ VLC/ SVP	Sole Duty	Primary Duty	Collateral Duty
Very large extent	43.84%	38.05%	48.34%	47.51%	51.24%	31.94%	46.47%	31.54%	28.72%	42.97%	46.18%	43.47%	41.58%	52.62%	46.66%	42.53%
Large extent	33.29%	35.37%	32.98%	29.16%	30.41%	31.35%	33.13%	36.88%	29.67%	33.16%	32.48%	33.26%	44.73%	31.14%	31.10%	33.81%
Moderate extent	17.59%	19.23%	15.77%	18.06%	15.34%	23.21%	16.36%	22.60%	28.07%	16.52%	16.27%	17.92%	10.01%	11.66%	17.74%	18.20%
Small extent	3.63%	4.95%	2.37%	3.04%	2.05%	8.91%	2.75%	7.22%	8.07%	4.90%	3.82%	3.59%	3.67%	3.96%	4.02%	3.56%
Not at all	1.66%	2.40%	0.54%	2.22%	0.96%	4.60%	1.29%	1.75%	5.47%	2.45%	1.25%	1.75%	0.00%	0.62%	0.48%	1.90%
Unweighted n	3,482	1,956	580	313	563	70	2,194	394	220	674	769	2,662	51	572	372	2,533

MENSEVALA: To what extent do you agree...?: Prevention policies and programs are gender-inclusive

	Total DoD	Service					Status				Role			Duty Type		
	Total DoD	Army	Navy	Marine Corps	Air Force	DoD Agency	Active Duty	National Guard	Reserve	Civilian	SARC	VA/ UVA	SVC/ VLC/ SVP	Sole Duty	Primary Duty	Collateral Duty
Strongly agree	37.81%	34.09%	41.40%	34.70%	44.81%	31.69%	40.11%	28.19%	28.54%	33.18%	37.34%	37.98%	32.16%	38.84%	35.44%	37.93%
Agree	34.53%	37.05%	32.63%	28.92%	34.23%	34.22%	32.57%	44.39%	42.46%	36.76%	35.99%	34.12%	46.55%	32.93%	37.07%	34.50%
Neither agree nor disagree	18.03%	18.09%	18.87%	21.95%	13.52%	19.80%	18.24%	18.18%	17.80%	16.15%	15.75%	18.53%	10.38%	15.39%	18.55%	18.23%
Disagree	6.92%	7.42%	5.23%	9.27%	6.59%	14.30%	6.38%	6.94%	6.59%	12.00%	9.14%	6.48%	10.91%	10.64%	8.12%	6.39%
Strongly disagree	2.70%	3.34%	1.88%	5.16%	0.86%	0.00%	2.70%	2.32%	4.60%	1.91%	1.78%	2.90%	0.00%	2.20%	0.82%	2.95%
Unweighted n	3,522	1,980	587	312	570	73	2,221	395	222	684	777	2,693	52	577	377	2,563

MENSEVALB: To what extent do you agree...?: Service members have awareness that men can be sexually assaulted

	Total DoD	Service					Status				Role			Duty Type		
	Total DoD	Army	Navy	Marine Corps	Air Force	DoD Agency	Active Duty	National Guard	Reserve	Civilian	SARC	VA/ UVA	SVC/ VLC/ SVP	Sole Duty	Primary Duty	Collateral Duty
Strongly agree	47.44%	45.29%	51.61%	46.42%	47.48%	36.43%	49.34%	39.41%	37.03%	45.50%	46.41%	47.75%	37.63%	49.88%	45.79%	47.31%
Agree	40.82%	43.58%	37.40%	37.59%	40.57%	47.95%	38.91%	47.38%	50.35%	44.98%	43.95%	40.25%	42.91%	39.12%	41.98%	40.95%
Neither agree nor disagree	8.91%	8.26%	9.02%	12.18%	8.36%	10.86%	9.31%	9.41%	7.62%	5.59%	7.09%	9.19%	10.94%	6.70%	8.90%	9.12%
Disagree	2.49%	2.52%	1.78%	3.43%	2.95%	4.76%	2.07%	3.58%	4.51%	3.82%	2.28%	2.44%	8.52%	4.01%	2.95%	2.27%
Strongly disagree	0.35%	0.35%	0.19%	0.37%	0.64%	0.00%	0.38%	0.22%	0.50%	0.11%	0.26%	0.37%	0.00%	0.30%	0.37%	0.35%
Unweighted n	3,528	1,985	587	313	570	73	2,224	396	223	685	777	2,699	52	577	377	2,569

MENSEVALC: To what extent do you agree...?: Men can experience barriers to reporting their sexual assault

	Total DoD	Service					Status				Role			Duty Type		
	Total DoD	Army	Navy	Marine Corps	Air Force	DoD Agency	Active Duty	National Guard	Reserve	Civilian	SARC	VA/ UVA	SVC/ VLC/ SVP	Sole Duty	Primary Duty	Collateral Duty
Strongly agree	46.36%	42.18%	46.96%	47.54%	57.24%	46.88%	46.07%	42.83%	38.23%	58.05%	52.62%	45.24%	49.69%	59.05%	47.82%	44.85%
Agree	35.54%	38.44%	34.52%	31.60%	30.94%	40.38%	34.34%	41.54%	46.24%	33.12%	33.75%	35.86%	34.85%	32.00%	37.06%	35.80%
Neither agree nor disagree	12.13%	12.38%	12.30%	15.29%	9.03%	10.98%	12.89%	12.56%	9.62%	6.45%	7.73%	12.91%	10.60%	5.36%	9.59%	13.13%
Disagree	3.77%	4.07%	4.04%	4.07%	2.36%	0.00%	4.11%	2.59%	4.12%	1.68%	3.40%	3.86%	1.70%	2.73%	3.32%	3.94%
Strongly disagree	2.19%	2.93%	2.19%	1.50%	0.43%	1.76%	2.59%	0.48%	1.78%	0.70%	2.50%	2.13%	3.16%	0.87%	2.21%	2.28%
Unweighted n	3,524	1,983	586	312	570	73	2,220	397	222	685	776	2,696	52	577	377	2,565

NOREPTNUM: In the past 12 months, what is the approximate number of people who disclosed a sexual assault to you, but did not sign a [FORM] or make an official report?

	Total DoD	Service					Status				Role			Duty Type		
	Total DoD	Army	Navy	Marine Corps	Air Force	DoD Agency	Active Duty	National Guard	Reserve	Civilian	SARC	VA/ UVA	SVC/ VLC/ SVP	Sole Duty	Primary Duty	Collateral Duty
0	65.02%	64.61%	68.39%	69.62%	58.39%	40.03%	67.20%	67.43%	73.66%	36.68%	40.57%	69.64%	32.34%	29.41%	49.78%	70.53%
1 to 3	27.53%	28.77%	25.41%	22.48%	30.51%	36.57%	26.62%	28.39%	24.12%	37.16%	41.25%	25.11%	32.35%	42.47%	35.85%	25.04%
4 to 6	4.84%	4.40%	3.63%	5.53%	7.16%	18.49%	4.33%	2.20%	2.23%	14.08%	11.18%	3.53%	22.31%	16.40%	7.94%	3.23%
7 to 9	1.31%	0.94%	1.56%	1.45%	1.71%	3.89%	0.98%	0.50%	0.00%	6.10%	3.29%	0.91%	5.82%	5.64%	2.42%	0.71%
10 or more	1.31%	1.29%	1.01%	0.92%	2.23%	1.01%	0.87%	1.49%	0.00%	5.98%	3.71%	0.82%	7.17%	6.07%	4.01%	0.50%
Unweighted n	3,544	2,001	586	314	570	73	2,238	402	225	679	778	2,718	48	574	379	2,585

CATCHREQUEST: How many victims have requested to submit an entry to the CATCH program?

	Total DoD	Service					Status				Role			Duty Type		
	Total DoD	Army	Navy	Marine Corps	Air Force	DoD Agency	Active Duty	National Guard	Reserve	Civilian	SARC	VA/ UVA	SVC/ VLC/ SVP	Sole Duty	Primary Duty	Collateral Duty
None	79.18%	80.35%	82.50%	78.21%	70.70%	64.71%	80.25%	86.52%	91.31%	53.32%	56.94%	83.55%	38.09%	39.68%	71.89%	84.40%
1 to 3	17.21%	15.80%	15.20%	17.94%	24.22%	29.29%	16.81%	12.44%	8.17%	32.02%	31.03%	14.47%	44.80%	42.77%	20.79%	13.94%
4 to 6	2.69%	3.09%	1.47%	2.41%	3.80%	6.00%	2.40%	0.55%	0.52%	9.16%	8.74%	1.51%	13.40%	13.58%	5.09%	1.22%
7 to 9	0.52%	0.42%	0.46%	0.90%	0.73%	0.00%	0.27%	0.00%	0.00%	3.74%	2.10%	0.21%	3.71%	2.81%	1.76%	0.14%
10 or more	0.39%	0.33%	0.36%	0.55%	0.56%	0.00%	0.26%	0.49%	0.00%	1.76%	1.20%	0.26%	0.00%	1.16%	0.46%	0.30%
Unweighted n	3,518	1,989	582	313	562	72	2,226	398	222	672	776	2,695	47	570	376	2,566

CATCHQUEST: After reading the CATCH script during an initial report, what has been your most common experience relating to follow-up questions from the victim?

	Total DoD	Service					Status				Role			Duty Type		
	Total DoD	Army	Navy	Marine Corps	Air Force	DoD Agency	Active Duty	National Guard	Reserve	Civilian	SARC	VA/ UVA	SVC/ VLC/ SVP	Sole Duty	Primary Duty	Collateral Duty
I could easily answer questions based on the provided materials.	28.27%	30.66%	29.31%	18.40%	25.31%	50.93%	26.49%	27.68%	33.75%	34.56%	32.93%	26.33%	23.31%	32.81%	31.52%	25.76%
I could answer questions based on my knowledge of CATCH.	36.94%	35.18%	41.61%	40.78%	34.85%	17.19%	38.28%	24.81%	32.00%	36.15%	37.93%	36.11%	46.62%	38.50%	35.53%	36.58%
I could answer questions after consulting a CATCH subject matter expert or other authority.	7.73%	7.50%	7.02%	5.48%	10.58%	2.78%	8.65%	12.00%	4.07%	3.34%	5.48%	8.51%	14.06%	3.89%	3.60%	10.16%
I was not able to answer their questions.	2.67%	2.57%	5.21%	0.00%	1.52%	0.00%	3.05%	0.00%	10.35%	1.11%	1.46%	3.17%	3.85%	0.60%	1.92%	3.48%
I could not answer their questions because I was not allowed based on DoD guidance (e.g. legal questions surrounding the military justice process).	2.64%	2.92%	1.85%	1.17%	3.55%	4.48%	2.22%	5.91%	0.00%	3.53%	1.41%	3.30%	0.00%	2.85%	1.08%	2.82%
Victims generally did not have follow up questions.	21.76%	21.18%	15.00%	34.17%	24.20%	24.62%	21.31%	29.59%	19.83%	21.32%	20.79%	22.58%	12.17%	21.34%	26.35%	21.20%
Unweighted n	859	417	137	86	193	26	453	57	19	330	368	469	22	346	136	376

NOTE: For this question, skip logic was applied as follows: //Ask if CATCHREQUEST = "1 to 3" OR CATCHREQUEST = "4 to 6" OR CATCHREQUEST = "7 to 9" OR CATCHREQUEST = "10 or more"//

CATCHPASS: How often have victims requested a second password?

	Total DoD	Service					Status				Role			Duty Type		
	Total DoD	Army	Navy	Marine Corps	Air Force	DoD Agency	Active Duty	National Guard	Reserve	Civilian	SARC	VA/ UVA	SVC/ VLC/ SVP	Sole Duty	Primary Duty	Collateral Duty
Very often	0.45%	0.66%	0.71%	0.00%	0.00%	0.00%	0.55%	0.00%	0.00%	0.27%	0.76%	0.08%	6.36%	1.34%	0.81%	0.00%
Often	2.36%	2.30%	2.61%	2.34%	2.40%	0.00%	2.45%	0.93%	0.00%	2.73%	3.49%	1.95%	0.00%	3.98%	0.89%	1.91%
Sometimes	9.60%	9.31%	7.73%	6.60%	14.01%	8.99%	8.94%	3.59%	6.22%	14.33%	9.88%	9.46%	10.13%	11.73%	12.10%	8.01%
Rarely	23.19%	23.30%	18.59%	17.59%	31.90%	15.08%	22.27%	15.28%	19.37%	29.51%	24.81%	22.32%	26.52%	26.09%	27.32%	21.22%
Never	64.39%	64.43%	70.36%	73.47%	51.69%	75.93%	65.78%	80.20%	74.41%	53.16%	61.06%	66.20%	56.98%	56.86%	58.88%	68.87%
Unweighted n	855	411	140	87	192	25	452	55	19	329	366	466	23	346	138	370

NOTE: For this question, skip logic was applied as follows: //Ask if CATCHREQUEST = "1 to 3" OR CATCHREQUEST = "4 to 6" OR CATCHREQUEST = "7 to 9" OR CATCHREQUEST = "10 or more"//

CATCHMATCH: Have you had to contact a victim as a result of notification of a potential match?

	Total DoD	Service					Status				Role			Duty Type		
	Total DoD	Army	Navy	Marine Corps	Air Force	DoD Agency	Active Duty	National Guard	Reserve	Civilian	SARC	VA/ UVA	SVC/ VLC/ SVP	Sole Duty	Primary Duty	Collateral Duty
Yes	4.79%	5.64%	3.71%	1.90%	6.11%	0.00%	3.78%	6.13%	6.22%	8.09%	4.95%	4.59%	7.66%	5.88%	9.75%	3.45%
No	95.21%	94.36%	96.29%	98.10%	93.89%	100.00%	96.22%	93.87%	93.78%	91.91%	95.05%	95.41%	92.34%	94.12%	90.25%	96.55%
Unweighted n	868	420	140	87	196	25	461	56	19	332	368	474	26	350	138	379

NOTE: For this question, skip logic was applied as follows: //Ask if CATCHREQUEST = "1 to 3" OR CATCHREQUEST = "4 to 6" OR CATCHREQUEST = "7 to 9" OR CATCHREQUEST = "10 or more"// CATCHCLIENT:

Did any client elect to participate in the CATCH program?

	Total DoD	Service					Status				Role			Duty Type		
	Total DoD	Army	Navy	Marine Corps	Air Force	DoD Agency	Active Duty	National Guard	Reserve	Civilian	SARC	VA/ UVA	SVC/ VLC/ SVP	Sole Duty	Primary Duty	Collateral Duty
Yes	54.94%	60.58%	60.00%	38.76%	53.85%	---	56.41%	---	NR	NR	---	---	54.94%	60.12%	18.52%	NR
No	45.06%	39.42%	40.00%	61.24%	46.15%	---	43.59%	---	NR	NR	---	---	45.06%	39.88%	81.48%	NR
Unweighted n	43	18	5	7	13	---	40	---	NR	NR	---	---	43	35	5	NR

NOTE: For this question, skip logic was applied as follows: //Ask if SRELIG = "Special Victims' Counsel (SVC)/Victims' Legal Counsel (VLC)/Special Victims' Paralegal (SVP)"//

CATCHUNREP: Do you have any Unrestricted Report clients who were interested in utilizing the CATCH program?

	Total DoD	Service					Status				Role			Duty Type		
	Total DoD	Army	Navy	Marine Corps	Air Force	DoD Agency	Active Duty	National Guard	Reserve	Civilian	SARC	VA/ UVA	SVC/ VLC/ SVP	Sole Duty	Primary Duty	Collateral Duty
Yes	41.23%	37.45%	44.73%	34.85%	48.58%	36.89%	41.73%	43.87%	49.92%	37.44%	39.13%	41.04%	66.28%	41.91%	36.44%	41.83%
No	58.77%	62.55%	55.27%	65.15%	51.42%	63.11%	58.27%	56.13%	50.08%	62.56%	60.87%	58.96%	33.72%	58.09%	63.56%	58.17%
Unweighted n	859	417	140	87	190	25	458	55	19	327	365	468	26	350	134	374

NOTE: For this question, skip logic was applied as follows: //Ask if CATCHREQUEST = "1 to 3" OR CATCHREQUEST = "4 to 6" OR CATCHREQUEST = "7 to 9" OR CATCHREQUEST = "10 or more"// CATCHCLINOT:

Have you had any clients that were notified that their CATCH entry matched another entry?

	Total DoD	Service					Status				Role			Duty Type		
	Total DoD	Army	Navy	Marine Corps	Air Force	DoD Agency	Active Duty	National Guard	Reserve	Civilian	SARC	VA/ UVA	SVC/ VLC/ SVP	Sole Duty	Primary Duty	Collateral Duty
Yes	7.65%	8.89%	5.84%	3.27%	9.96%	0.00%	7.29%	5.84%	6.22%	9.71%	5.32%	7.60%	31.96%	10.33%	8.52%	6.30%
No	92.35%	91.11%	94.16%	96.73%	90.04%	100.00%	92.71%	94.16%	93.78%	90.29%	94.68%	92.40%	68.04%	89.67%	91.48%	93.70%
Unweighted n	862	416	140	86	195	25	457	56	19	330	368	468	26	350	137	374

NOTE: For this question, skip logic was applied as follows: //Ask if CATCHREQUEST = "1 to 3" OR CATCHREQUEST = "4 to 6" OR CATCHREQUEST = "7 to 9" OR CATCHREQUEST = "10 or more"//

CATCHCOUNSEL: Did your clients ask you for legal counsel?

	Total DoD	Service					Status				Role			Duty Type		
	Total DoD	Army	Navy	Marine Corps	Air Force	DoD Agency	Active Duty	National Guard	Reserve	Civilian	SARC	VA/ UVA	SVC/ VLC/ SVP	Sole Duty	Primary Duty	Collateral Duty
Yes	58.47%	57.17%	58.52%	65.92%	56.81%	65.88%	59.48%	53.17%	47.96%	57.43%	60.46%	55.84%	94.61%	67.07%	57.23%	54.93%
No	41.53%	42.83%	41.48%	34.08%	43.19%	34.12%	40.52%	46.83%	52.04%	42.57%	39.54%	44.16%	5.39%	32.93%	42.77%	45.07%
Unweighted n	862	416	140	86	195	25	459	56	19	328	364	471	27	350	137	374

NOTE: For this question, skip logic was applied as follows: //Ask if CATCHREQUEST = "1 to 3" OR CATCHREQUEST = "4 to 6" OR CATCHREQUEST = "7 to 9" OR CATCHREQUEST = "10 or more"//

SAFETYASSESS: How often do you conduct a safety assessment to determine if there is a high-risk situation affecting victims or other persons?

	Total DoD	Service					Status				Role			Duty Type		
	Total DoD	Army	Navy	Marine Corps	Air Force	DoD Agency	Active Duty	National Guard	Reserve	Civilian	SARC	VA/ UVA	SVC/ VLC/ SVP	Sole Duty	Primary Duty	Collateral Duty
For every report	54.10%	52.32%	53.52%	60.16%	56.50%	55.98%	53.97%	41.79%	48.10%	72.66%	75.20%	50.52%	---	86.89%	59.57%	50.21%
For most reports	5.02%	5.54%	5.28%	2.46%	4.22%	11.07%	5.13%	5.16%	3.64%	4.74%	5.64%	4.91%	---	3.29%	5.77%	5.06%
For some reports	2.65%	2.45%	2.98%	2.38%	2.70%	3.67%	2.64%	2.78%	2.45%	2.66%	1.71%	2.80%	---	2.06%	2.09%	2.76%
For a few reports	3.33%	4.20%	2.27%	3.67%	2.52%	2.31%	3.16%	4.34%	4.05%	3.30%	3.67%	3.27%	---	2.35%	5.90%	3.19%
Never	34.91%	35.48%	35.96%	31.33%	34.05%	26.97%	35.11%	45.92%	41.76%	16.64%	13.78%	38.50%	---	5.41%	26.67%	38.77%
Unweighted n	3,482	1,962	583	306	560	71	2,193	398	220	671	769	2,713	---	530	370	2,576

NOTE: For this question, skip logic was applied as follows: //Ask if SRELIG = "Sexual Assault Response Coordinator (SARC)" OR SRELIG = "Victim Advocate (VA)" OR SRELIG = "Uniformed Victim Advocate (UVA)/United States Air Force

SFTYCNDCTA: Select the individuals who conduct safety assessments at your military location/area of operation.: Sexual Assault Response Coordinator (SARC)

	Total DoD	Service					Status				Role			Duty Type		
	Total DoD	Army	Navy	Marine Corps	Air Force	DoD Agency	Active Duty	National Guard	Reserve	Civilian	SARC	VA/ UVA	SVC/ VLC/ SVP	Sole Duty	Primary Duty	Collateral Duty
Yes	87.98%	90.22%	85.06%	81.57%	90.59%	96.67%	87.01%	85.78%	87.22%	96.85%	97.33%	85.76%	---	97.20%	92.89%	86.11%
No	12.02%	9.78%	14.94%	18.43%	9.41%	3.33%	12.99%	14.22%	12.78%	3.15%	2.67%	14.24%	---	2.80%	7.11%	13.89%
Unweighted n	2,367	1,302	397	222	393	53	1,445	221	130	571	681	1,686	---	509	293	1,560

NOTE: For this question, skip logic was applied as follows: //Ask if SAFETYASSESS = "For a few reports" OR SAFETYASSESS = "For some reports" OR SAFETYASSESS = "For most reports" OR SAFETYASSESS = "For every report"//

SFTYCNDCTB: Select the individuals who conduct safety assessments at your military location/area of operation.: Victim Advocate (VA)/Uniformed Victim Advocate (UVA)/United States Air Force Volunteer Victim Advocate (USAF VVA)

	Total DoD	Service					Status				Role			Duty Type		
	Total DoD	Army	Navy	Marine Corps	Air Force	DoD Agency	Active Duty	National Guard	Reserve	Civilian	SARC	VA/ UVA	SVC/ VLC/ SVP	Sole Duty	Primary Duty	Collateral Duty
Yes	77.78%	73.35%	79.13%	85.59%	83.19%	77.03%	77.26%	74.18%	73.89%	85.81%	77.25%	77.91%	---	88.23%	79.01%	76.04%
No	22.22%	26.65%	20.87%	14.41%	16.81%	22.97%	22.74%	25.82%	26.11%	14.19%	22.75%	22.09%	---	11.77%	20.99%	23.96%
Unweighted n	2,367	1,302	397	222	393	53	1,445	221	130	571	681	1,686	---	509	293	1,560

NOTE: For this question, skip logic was applied as follows: //Ask if SAFETYASSESS = "For a few reports" OR SAFETYASSESS = "For some reports" OR SAFETYASSESS = "For most reports" OR SAFETYASSESS = "For every report"//

SFTYCNDCTC: Select the individuals who conduct safety assessments at your military location/area of operation.: Health care provider

	Total DoD	Service					Status				Role			Duty Type		
	Total DoD	Army	Navy	Marine Corps	Air Force	DoD Agency	Active Duty	National Guard	Reserve	Civilian	SARC	VA/ UVA	SVC/ VLC/ SVP	Sole Duty	Primary Duty	Collateral Duty
Yes	47.32%	42.52%	48.75%	44.38%	60.44%	57.33%	47.98%	29.46%	27.80%	64.17%	53.30%	45.90%	---	67.58%	55.94%	43.14%
No	52.68%	57.48%	51.25%	55.62%	39.56%	42.67%	52.02%	70.54%	72.20%	35.83%	46.70%	54.10%	---	32.42%	44.06%	56.86%
Unweighted n	2,367	1,302	397	222	393	53	1,445	221	130	571	681	1,686	---	509	293	1,560

NOTE: For this question, skip logic was applied as follows: //Ask if SAFETYASSESS = "For a few reports" OR SAFETYASSESS = "For some reports" OR SAFETYASSESS = "For most reports" OR SAFETYASSESS = "For every report"//

SFTYCNDCTD: Select the individuals who conduct safety assessments at your military location/area of operation.: Law enforcement

	Total DoD	Service					Status				Role			Duty Type		
	Total DoD	Army	Navy	Marine Corps	Air Force	DoD Agency	Active Duty	National Guard	Reserve	Civilian	SARC	VA/ UVA	SVC/ VLC/ SVP	Sole Duty	Primary Duty	Collateral Duty
Yes	40.95%	39.00%	40.60%	33.02%	53.21%	38.47%	41.00%	29.53%	34.69%	51.57%	43.80%	40.28%	---	50.25%	45.61%	38.94%
No	59.05%	61.00%	59.40%	66.98%	46.79%	61.53%	59.00%	70.47%	65.31%	48.43%	56.20%	59.72%	---	49.75%	54.39%	61.06%
Unweighted n	2,367	1,302	397	222	393	53	1,445	221	130	571	681	1,686	---	509	293	1,560

NOTE: For this question, skip logic was applied as follows: //Ask if SAFETYASSESS = "For a few reports" OR SAFETYASSESS = "For some reports" OR SAFETYASSESS = "For most reports" OR SAFETYASSESS = "For every report"//

SFTYCNDCTE: Select the individuals who conduct safety assessments at your military location/area of operation.: Other (please specify)

	Total DoD	Service					Status				Role			Duty Type		
	Total DoD	Army	Navy	Marine Corps	Air Force	DoD Agency	Active Duty	National Guard	Reserve	Civilian	SARC	VA/ UVA	SVC/ VLC/ SVP	Sole Duty	Primary Duty	Collateral Duty
Yes	7.49%	9.96%	3.77%	4.73%	7.89%	23.07%	6.37%	6.90%	4.91%	17.18%	18.41%	4.90%	---	20.42%	11.48%	4.90%
No	92.51%	90.04%	96.23%	95.27%	92.11%	76.93%	93.63%	93.10%	95.09%	82.82%	81.59%	95.10%	---	79.58%	88.52%	95.10%
Unweighted n	2,367	1,302	397	222	393	53	1,445	221	130	571	681	1,686	---	509	293	1,560

NOTE: For this question, skip logic was applied as follows: //Ask if SAFETYASSESS = "For a few reports" OR SAFETYASSESS = "For some reports" OR SAFETYASSESS = "For most reports" OR SAFETYASSESS = "For every report"//

SFTYRPTPRFM: On average, how long after a report is filed is a safety assessment performed?

	Total DoD	Service					Status				Role			Duty Type		
	Total DoD	Army	Navy	Marine Corps	Air Force	DoD Agency	Active Duty	National Guard	Reserve	Civilian	SARC	VA/ UVA	SVC/ VLC/ SVP	Sole Duty	Primary Duty	Collateral Duty
Fewer than 24 hours	76.37%	71.25%	75.45%	85.59%	86.28%	89.93%	76.06%	71.96%	64.37%	87.08%	81.42%	75.12%	---	90.59%	73.56%	74.39%
25 to 48 hours	19.99%	23.88%	21.14%	12.75%	11.84%	8.65%	20.49%	21.71%	29.87%	10.78%	14.77%	21.28%	---	7.67%	21.60%	21.78%
3 to 6 days	2.61%	3.30%	2.77%	1.66%	0.98%	1.42%	2.64%	3.82%	4.57%	0.67%	2.52%	2.63%	---	1.15%	3.67%	2.74%
7 or more days	1.03%	1.57%	0.64%	0.00%	0.90%	0.00%	0.81%	2.51%	1.20%	1.47%	1.28%	0.97%	---	0.59%	1.18%	1.09%
Unweighted n	2,288	1,269	375	219	374	51	1,385	210	130	563	675	1,613	---	505	287	1,492

NOTE: For this question, skip logic was applied as follows: //Ask if SAFETYASSESS = "For a few reports" OR SAFETYASSESS = "For some reports" OR SAFETYASSESS = "For most reports" OR SAFETYASSESS = "For every report"//

SFTYTRN: To what extent did the training you received on safety assessments adequately prepare you to conduct safety assessments?

	Total DoD	Service					Status				Role			Duty Type		
	Total DoD	Army	Navy	Marine Corps	Air Force	DoD Agency	Active Duty	National Guard	Reserve	Civilian	SARC	VA/ UVA	SVC/ VLC/ SVP	Sole Duty	Primary Duty	Collateral Duty
Very large extent	19.71%	15.66%	22.59%	25.65%	22.74%	15.44%	21.35%	11.64%	11.86%	17.44%	16.36%	20.52%	---	19.20%	23.21%	19.45%
Large extent	23.12%	20.39%	25.73%	24.61%	26.20%	12.96%	23.41%	21.53%	23.05%	22.22%	20.30%	23.80%	---	22.37%	22.56%	23.36%
Moderate extent	26.41%	26.25%	26.83%	27.27%	25.00%	33.60%	26.87%	24.83%	24.23%	25.29%	24.93%	26.77%	---	22.81%	24.57%	27.00%
Small extent	14.27%	17.55%	10.92%	13.21%	11.04%	17.26%	12.41%	20.09%	22.77%	19.31%	18.82%	13.16%	---	17.24%	13.71%	13.89%
Not at all	4.66%	6.58%	2.61%	4.97%	1.71%	13.84%	4.07%	9.02%	2.07%	6.81%	9.34%	3.52%	---	9.32%	4.59%	3.92%
Does not apply, I have not had training on safety assessments	11.84%	13.56%	11.31%	4.29%	13.30%	6.90%	11.88%	12.89%	16.02%	8.94%	10.26%	12.23%	---	9.06%	11.37%	12.38%
Unweighted n	2,300	1,267	380	219	382	52	1,392	215	128	565	672	1,628	---	502	286	1,508

NOTE: For this question, skip logic was applied as follows: //Ask if SAFETYASSESS = "For a few reports" OR SAFETYASSESS = "For some reports" OR SAFETYASSESS = "For most reports" OR SAFETYASSESS = "For every report"//

HRRT: In the past 12 months, have you been involved in a High-Risk Response Team (HRRT)?

	Total DoD	Service					Status				Role			Duty Type		
	Total DoD	Army	Navy	Marine Corps	Air Force	DoD Agency	Active Duty	National Guard	Reserve	Civilian	SARC	VA/ UVA	SVC/ VLC/ SVP	Sole Duty	Primary Duty	Collateral Duty
Yes	3.18%	3.95%	2.71%	2.55%	1.79%	8.79%	2.47%	1.59%	1.77%	12.32%	9.15%	2.16%	---	13.19%	6.47%	1.85%
No	96.82%	96.05%	97.29%	97.45%	98.21%	91.21%	97.53%	98.41%	98.23%	87.68%	90.85%	97.84%	---	86.81%	93.53%	98.15%
Unweighted n	3,455	1,949	574	304	556	72	2,168	397	220	670	769	2,686	---	528	367	2,554

NOTE: For this question, skip logic was applied as follows: //Ask if SRELIG = "Sexual Assault Response Coordinator (SARC)" OR SRELIG = "Victim Advocate (VA)" OR SRELIG = "Uniformed Victim Advocate (UVA)/United States Air Force

HRRTLNGLTH: On average, how long does a High-Risk Response Team (HRRT) remain in place?

	Total DoD	Service					Status				Role			Duty Type		
	Total DoD	Army	Navy	Marine Corps	Air Force	DoD Agency	Active Duty	National Guard	Reserve	Civilian	SARC	VA/ UVA	SVC/ VLC/ SVP	Sole Duty	Primary Duty	Collateral Duty
1 to 7 days	41.19%	32.71%	65.06%	46.86%	32.52%	13.84%	46.79%	71.95%	NR	25.94%	31.91%	47.98%	---	25.37%	44.94%	51.48%
8 to 30 days	37.10%	38.56%	33.48%	19.77%	49.84%	50.85%	31.13%	28.05%	NR	47.86%	41.28%	34.04%	---	49.31%	27.88%	31.26%
More than 30 days	21.71%	28.73%	1.47%	33.37%	17.64%	35.32%	22.08%	0.00%	NR	26.20%	26.81%	17.98%	---	25.32%	27.18%	17.26%
Unweighted n	163	102	26	11	18	6	61	8	NR	90	89	74	---	84	30	49

NOTE: For this question, skip logic was applied as follows: //Ask if HRRT = "Yes"//

HRRTTEXT: To what extent do you feel that High-Risk Response Teams (HRRT) appropriately address high-risk situations?

	Total DoD	Service					Status				Role			Duty Type		
	Total DoD	Army	Navy	Marine Corps	Air Force	DoD Agency	Active Duty	National Guard	Reserve	Civilian	SARC	VA/ UVA	SVC/ VLC/ SVP	Sole Duty	Primary Duty	Collateral Duty
Very large extent	38.30%	39.46%	45.89%	14.46%	23.55%	62.05%	42.25%	0.00%	NR	37.79%	47.15%	31.81%	---	39.40%	51.34%	33.16%
Large extent	32.02%	30.66%	26.81%	54.92%	38.15%	20.49%	31.55%	48.26%	NR	33.57%	21.55%	39.69%	---	29.54%	27.48%	35.33%
Moderate extent	21.82%	21.86%	22.99%	23.13%	23.87%	0.00%	21.80%	27.71%	NR	15.92%	18.12%	24.52%	---	20.03%	14.61%	25.52%
Small extent	5.15%	5.89%	0.00%	7.49%	14.44%	0.00%	2.88%	24.03%	NR	7.11%	8.88%	2.41%	---	6.75%	4.71%	4.12%
Not at all	2.72%	2.13%	4.31%	0.00%	0.00%	17.47%	1.51%	0.00%	NR	5.61%	4.29%	1.57%	---	4.28%	1.86%	1.87%
Unweighted n	163	102	26	11	18	6	61	8	NR	90	89	74	---	84	30	49

NOTE: For this question, skip logic was applied as follows: //Ask if HRRT = "Yes"//

EXPTRANS: Have you been involved in an expedited transfer of a victim at your military location/area of operation in the past 12 months (e.g., coordinated the transfer, prepared the victim for transfer, received a victim transferred into your organization)?

	Total DoD	Service					Status				Role			Duty Type		
	Total DoD	Army	Navy	Marine Corps	Air Force	DoD Agency	Active Duty	National Guard	Reserve	Civilian	SARC	VA/ UVA	SVC/ VLC/ SVP	Sole Duty	Primary Duty	Collateral Duty
Yes	19.83%	21.46%	13.65%	19.27%	26.98%	21.24%	18.26%	13.08%	11.72%	46.93%	44.52%	15.60%	---	60.61%	26.77%	15.00%
No	80.17%	78.54%	86.35%	80.73%	73.02%	78.76%	81.74%	86.92%	88.28%	53.07%	55.48%	84.40%	---	39.39%	73.23%	85.00%
Unweighted n	3,457	1,948	576	305	556	72	2,172	397	220	668	768	2,689	---	526	367	2,558

NOTE: For this question, skip logic was applied as follows: //Ask if SRELIG = "Sexual Assault Response Coordinator (SARC)" OR SRELIG = "Victim Advocate (VA)" OR SRELIG = "Uniformed Victim Advocate (UVA)/United States Air Force

EXTRROLE: What role(s) have you played in expedited transfers?

	Total DoD	Service					Status				Role			Duty Type		
	Total DoD	Army	Navy	Marine Corps	Air Force	DoD Agency	Active Duty	National Guard	Reserve	Civilian	SARC	VA/ UVA	SVC/ VLC/ SVP	Sole Duty	Primary Duty	Collateral Duty
I was the sending SARC	36.90%	44.83%	11.77%	24.62%	27.88%	15.76%	45.36%	52.05%	53.49%	20.35%	36.90%	---	---	24.80%	23.98%	68.56%
I was the receiving SARC	16.33%	21.54%	11.12%	4.61%	1.39%	15.13%	18.48%	0.00%	36.82%	12.46%	16.33%	---	---	15.75%	14.44%	18.52%
I was both the sending and receiving SARC	46.78%	33.62%	77.11%	70.77%	70.73%	69.11%	36.15%	47.95%	9.68%	67.20%	46.78%	---	---	59.45%	61.58%	12.92%
Unweighted n	383	221	49	35	65	13	149	13	10	211	383	---	---	241	71	71

NOTE: For this question, skip logic was applied as follows: //Ask if SRELIG = "Sexual Assault Response Coordinator (SARC)" AND EXPTRANS = "Yes"//

RECSARCA: As a receiving SARC, did you...?: Receive notification from command about the incoming victim

	Total DoD	Service					Status				Role			Duty Type		
	Total DoD	Army	Navy	Marine Corps	Air Force	DoD Agency	Active Duty	National Guard	Reserve	Civilian	SARC	VA/ UVA	SVC/ VLC/ SVP	Sole Duty	Primary Duty	Collateral Duty
Yes, in all cases	42.88%	46.27%	45.08%	36.05%	27.93%	63.25%	43.03%	89.08%	NR	40.36%	42.88%	---	---	41.94%	50.48%	37.36%
Yes, in some cases	40.27%	37.49%	45.53%	40.20%	49.24%	22.44%	38.35%	0.00%	NR	45.15%	40.27%	---	---	42.10%	32.13%	42.25%
No	16.84%	16.24%	9.39%	23.76%	22.83%	14.31%	18.62%	10.92%	NR	14.50%	16.84%	---	---	15.96%	17.38%	20.39%
Unweighted n	260	127	45	28	49	11	82	7	NR	167	260	---	---	185	53	22

NOTE: For this question, skip logic was applied as follows: //Ask if EXTRROLE = "I was the receiving SARC" OR EXTRROLE = "I was both the sending and receiving SARC"//

RECSARCB: As a receiving SARC, did you...?: Obtain an update on any investigation information

	Total DoD	Service					Status				Role			Duty Type		
	Total DoD	Army	Navy	Marine Corps	Air Force	DoD Agency	Active Duty	National Guard	Reserve	Civilian	SARC	VA/ UVA	SVC/ VLC/ SVP	Sole Duty	Primary Duty	Collateral Duty
Yes, in all cases	43.79%	46.80%	39.46%	31.85%	37.07%	74.65%	41.81%	89.08%	NR	44.77%	43.79%	---	---	44.58%	56.93%	22.50%
Yes, in some cases	36.46%	32.62%	42.51%	35.68%	49.02%	18.40%	36.80%	0.00%	NR	37.36%	36.46%	---	---	36.50%	30.77%	43.80%
No	19.75%	20.59%	18.02%	32.47%	13.91%	6.94%	21.39%	10.92%	NR	17.87%	19.75%	---	---	18.91%	12.30%	33.70%
Unweighted n	260	127	45	28	49	11	82	7	NR	167	260	---	---	185	53	22

NOTE: For this question, skip logic was applied as follows: //Ask if EXTRROLE = "I was the receiving SARC" OR EXTRROLE = "I was both the sending and receiving SARC"//

RECSARCC: As a receiving SARC, did you...?: Have a warm handoff from the sending SARC (e.g., transfer of referral information, DSAID case number, safety plan)

	Total DoD	Service					Status				Role			Duty Type		
	Total DoD	Army	Navy	Marine Corps	Air Force	DoD Agency	Active Duty	National Guard	Reserve	Civilian	SARC	VA/ UVA	SVC/ VLC/ SVP	Sole Duty	Primary Duty	Collateral Duty
Yes, in all cases	55.43%	50.45%	72.12%	52.70%	55.72%	74.65%	51.02%	89.08%	NR	60.37%	55.43%	---	---	60.00%	58.78%	28.89%
Yes, in some cases	33.58%	33.08%	25.03%	43.94%	42.36%	11.04%	36.33%	0.00%	NR	32.98%	33.58%	---	---	33.96%	28.84%	38.02%
No	10.99%	16.47%	2.85%	3.36%	1.93%	14.31%	12.65%	10.92%	NR	6.65%	10.99%	---	---	6.04%	12.37%	33.10%
Unweighted n	260	127	45	28	49	11	82	7	NR	167	260	---	---	185	53	22

NOTE: For this question, skip logic was applied as follows: //Ask if EXTRROLE = "I was the receiving SARC" OR EXTRROLE = "I was both the sending and receiving SARC"//

SENDSARCA: As a sending SARC, did you...?: Receive notification from command about the decision to transfer

	Total DoD	Service					Status				Role			Duty Type		
	Total DoD	Army	Navy	Marine Corps	Air Force	DoD Agency	Active Duty	National Guard	Reserve	Civilian	SARC	VA/ UVA	SVC/ VLC/ SVP	Sole Duty	Primary Duty	Collateral Duty
Yes, in all cases	81.41%	84.65%	79.04%	89.36%	66.59%	79.44%	82.27%	72.39%	87.23%	80.63%	81.41%	---	---	80.68%	83.01%	81.99%
Yes, in some cases	13.70%	11.55%	17.43%	10.64%	20.09%	20.56%	12.28%	27.61%	12.77%	14.52%	13.70%	---	---	14.51%	14.71%	11.43%
No	4.89%	3.80%	3.53%	0.00%	13.33%	0.00%	5.44%	0.00%	0.00%	4.86%	4.89%	---	---	4.80%	2.28%	6.57%
Unweighted n	324	175	42	33	63	11	122	13	7	182	324	---	---	203	63	58

NOTE: For this question, skip logic was applied as follows: //Ask if EXTRROLE = "I was the sending SARC" OR EXTRROLE = "I was both the sending and receiving SARC"//

SENDSARCB: As a sending SARC, did you...?: Give an update on any investigation information

	Total DoD	Service					Status				Role			Duty Type		
	Total DoD	Army	Navy	Marine Corps	Air Force	DoD Agency	Active Duty	National Guard	Reserve	Civilian	SARC	VA/ UVA	SVC/ VLC/ SVP	Sole Duty	Primary Duty	Collateral Duty
Yes, in all cases	83.68%	83.99%	89.83%	82.00%	79.73%	79.44%	85.50%	66.70%	87.23%	82.39%	83.68%	---	---	86.11%	79.12%	81.24%
Yes, in some cases	10.66%	9.40%	6.52%	14.98%	16.20%	10.96%	8.16%	33.30%	12.77%	12.04%	10.66%	---	---	9.22%	15.95%	10.62%
No	5.66%	6.62%	3.65%	3.02%	4.07%	9.60%	6.33%	0.00%	0.00%	5.57%	5.66%	---	---	4.68%	4.93%	8.14%
Unweighted n	324	175	42	33	63	11	122	13	7	182	324	---	---	203	63	58

NOTE: For this question, skip logic was applied as follows: //Ask if EXTRROLE = "I was the sending SARC" OR EXTRROLE = "I was both the sending and receiving SARC"//

SENDSARCC: As a sending SARC, did you...?: Provide a warm handoff to the receiving SARC (e.g., referral information, DSAID case, safety plan)

	Total DoD	Service					Status				Role			Duty Type		
	Total DoD	Army	Navy	Marine Corps	Air Force	DoD Agency	Active Duty	National Guard	Reserve	Civilian	SARC	VA/ UVA	SVC/ VLC/ SVP	Sole Duty	Primary Duty	Collateral Duty
Yes, in all cases	90.63%	89.32%	100.00%	93.36%	90.53%	72.77%	90.89%	66.70%	69.53%	94.01%	90.63%	---	---	95.99%	91.07%	79.21%
Yes, in some cases	6.24%	6.70%	0.00%	6.64%	7.86%	10.96%	6.58%	21.47%	12.77%	3.76%	6.24%	---	---	8.01%	8.93%	11.47%
No	3.13%	3.97%	0.00%	0.00%	1.62%	16.27%	2.52%	11.83%	17.70%	2.22%	3.13%	---	---	1.00%	0.00%	9.32%
Unweighted n	323	174	42	33	63	11	121	13	7	182	323	---	---	203	62	58

NOTE: For this question, skip logic was applied as follows: //Ask if EXTRROLE = "I was the sending SARC" OR EXTRROLE = "I was both the sending and receiving SARC"//

NOTIFYEXTR: In your opinion, should the receiving SARC **always** be notified of a victim transfer?

	Total DoD	Service					Status				Role			Duty Type		
	Total DoD	Army	Navy	Marine Corps	Air Force	DoD Agency	Active Duty	National Guard	Reserve	Civilian	SARC	VA/ UVA	SVC/ VLC/ SVP	Sole Duty	Primary Duty	Collateral Duty
Yes, even if the victim does not consent	41.10%	42.84%	40.26%	45.98%	34.29%	36.96%	40.25%	40.04%	44.21%	47.93%	49.46%	39.65%	---	55.84%	43.61%	39.36%
Yes, but if the victim consents	55.42%	53.76%	56.41%	50.51%	61.65%	60.12%	56.23%	55.59%	52.05%	49.98%	47.97%	56.70%	---	42.90%	51.50%	57.05%
No	3.49%	3.40%	3.33%	3.52%	4.06%	2.92%	3.51%	4.37%	3.75%	2.09%	2.57%	3.64%	---	1.26%	4.89%	3.59%
Unweighted n	3,429	1,937	565	305	550	72	2,151	395	219	664	766	2,663	---	523	366	2,534

NOTE: For this question, skip logic was applied as follows: //Ask if SRELIG = "Sexual Assault Response Coordinator (SARC)" OR SRELIG = "Victim Advocate (VA)" OR SRELIG = "Uniformed Victim Advocate (UVA)/United States Air Force

CMG: In the last 12 months, have you been part of a [CMG_CIT]?

	Total DoD	Service					Status				Role			Duty Type		
	Total DoD	Army	Navy	Marine Corps	Air Force	DoD Agency	Active Duty	National Guard	Reserve	Civilian	SARC	VA/ UVA	SVC/ VLC/ SVP	Sole Duty	Primary Duty	Collateral Duty
Yes	21.98%	16.91%	18.27%	33.35%	34.11%	64.33%	18.75%	18.97%	7.97%	64.10%	53.52%	15.84%	74.53%	75.58%	33.64%	14.66%
No	78.02%	83.09%	81.73%	66.65%	65.89%	35.67%	81.25%	81.03%	92.03%	35.90%	46.48%	84.16%	25.47%	24.42%	66.36%	85.34%
Unweighted n	3,498	1,966	580	314	566	72	2,212	395	220	671	765	2,682	51	567	372	2,553

CMGEXT: To what extent are [CMG_CIT]s helpful to your current position?

	Total DoD	Service					Status				Role			Duty Type		
	Total DoD	Army	Navy	Marine Corps	Air Force	DoD Agency	Active Duty	National Guard	Reserve	Civilian	SARC	VA/ UVA	SVC/ VLC/ SVP	Sole Duty	Primary Duty	Collateral Duty
Very large extent	14.16%	11.96%	14.83%	11.15%	20.29%	37.21%	12.98%	13.60%	6.55%	30.36%	26.13%	12.12%	8.91%	35.06%	21.82%	11.01%
Large extent	15.29%	14.61%	13.73%	13.53%	21.16%	22.28%	14.66%	14.99%	15.40%	21.25%	20.37%	14.37%	16.70%	25.24%	17.06%	13.92%
Moderate extent	22.77%	20.28%	27.55%	21.92%	22.63%	11.84%	24.15%	17.84%	17.43%	19.01%	20.83%	23.07%	25.87%	18.92%	23.71%	23.05%
Small extent	13.82%	14.55%	12.77%	16.09%	12.34%	9.19%	13.37%	19.88%	10.74%	13.44%	12.67%	13.87%	26.11%	11.40%	10.25%	14.45%
Not at all	33.96%	38.60%	31.12%	37.31%	23.59%	19.48%	34.85%	33.70%	49.88%	15.94%	20.01%	36.57%	22.41%	9.38%	27.16%	37.57%
Unweighted n	3,385	1,906	562	305	541	71	2,131	383	213	658	760	2,579	46	560	366	2,453

CMGCHAIRA: Who typically chairs the [CMG_CIT]s at your installation?: Installation commander

	Total DoD	Service					Status				Role			Duty Type		
	Total DoD	Army	Navy	Marine Corps	Air Force	DoD Agency	Active Duty	National Guard	Reserve	Civilian	SARC	VA/ UVA	SVC/ VLC/ SVP	Sole Duty	Primary Duty	Collateral Duty
Yes	66.64%	70.38%	86.45%	74.05%	37.21%	56.13%	68.70%	50.44%	58.30%	67.00%	67.94%	66.71%	54.17%	69.49%	58.96%	66.68%
No	33.36%	29.62%	13.55%	25.95%	62.79%	43.87%	31.30%	49.56%	41.70%	33.00%	32.06%	33.29%	45.83%	30.51%	41.04%	33.32%
Unweighted n	986	414	161	130	234	47	438	84	19	445	470	479	37	450	173	361

NOTE: For this question, skip logic was applied as follows: //Ask if CMG = "Yes"//

CMGCHAIRB: Who typically chairs the [CMG_CIT]s at your installation?: Deputy installation commander

	Total DoD	Service					Status				Role			Duty Type		
	Total DoD	Army	Navy	Marine Corps	Air Force	DoD Agency	Active Duty	National Guard	Reserve	Civilian	SARC	VA/ UVA	SVC/ VLC/ SVP	Sole Duty	Primary Duty	Collateral Duty
Yes	34.90%	26.28%	16.49%	31.82%	68.98%	32.47%	37.00%	35.99%	33.05%	29.02%	30.23%	37.10%	42.43%	31.83%	35.83%	36.75%
No	65.10%	73.72%	83.51%	68.18%	31.02%	67.53%	63.00%	64.01%	66.95%	70.98%	69.77%	62.90%	57.57%	68.17%	64.17%	63.25%
Unweighted n	986	414	161	130	234	47	438	84	19	445	470	479	37	450	173	361

NOTE: For this question, skip logic was applied as follows: //Ask if CMG = "Yes"//

CMGCHAIR: Who typically chairs the [CMG_CIT]s at your installation?: Other (please specify)

	Total DoD	Service					Status				Role			Duty Type		
	Total DoD	Army	Navy	Marine Corps	Air Force	DoD Agency	Active Duty	National Guard	Reserve	Civilian	SARC	VA/ UVA	SVC/ VLC/ SVP	Sole Duty	Primary Duty	Collateral Duty
Yes	16.61%	26.07%	10.47%	11.21%	11.18%	24.31%	12.13%	42.99%	39.22%	18.39%	18.12%	16.42%	6.33%	16.31%	19.57%	16.27%
No	83.39%	73.93%	89.53%	88.79%	88.82%	75.69%	87.87%	57.01%	60.78%	81.61%	81.88%	83.58%	93.67%	83.69%	80.43%	83.73%
Unweighted n	986	414	161	130	234	47	438	84	19	445	470	479	37	450	173	361

NOTE: For this question, skip logic was applied as follows: //Ask if CMG = "Yes"//

CMGEFFECTA: How effective is your [CMG_CIT] in addressing the following issues at your installation?: Retaliation

	Total DoD	Service					Status				Role			Duty Type		
	Total DoD	Army	Navy	Marine Corps	Air Force	DoD Agency	Active Duty	National Guard	Reserve	Civilian	SARC	VA/ UVA	SVC/ VLC/ SVP	Sole Duty	Primary Duty	Collateral Duty
Very effective	41.85%	45.21%	47.58%	29.15%	40.04%	33.05%	43.63%	41.88%	27.05%	38.38%	39.07%	45.59%	7.35%	37.40%	43.51%	43.84%
Effective	31.96%	31.13%	34.12%	33.59%	30.76%	25.25%	32.96%	33.40%	48.76%	27.52%	31.26%	31.69%	43.23%	29.09%	29.24%	34.43%
Neither effective nor ineffective	20.92%	16.13%	15.26%	31.45%	25.97%	31.58%	19.99%	15.90%	24.19%	24.69%	22.34%	18.76%	42.46%	24.40%	20.76%	18.98%
Ineffective	3.60%	4.45%	2.59%	3.67%	3.02%	6.17%	2.23%	4.69%	0.00%	7.16%	4.84%	2.67%	6.97%	6.17%	4.72%	1.84%
Very ineffective	1.67%	3.08%	0.45%	2.15%	0.21%	3.95%	1.20%	4.13%	0.00%	2.25%	2.49%	1.29%	0.00%	2.93%	1.77%	0.90%
Unweighted n	965	405	160	124	230	46	422	83	19	441	465	467	33	441	172	351

NOTE: For this question, skip logic was applied as follows: //Ask if CMG = "Yes"//

CMGEFFECTB: How effective is your [CMG_CIT] in addressing the following issues at your installation?: Legal (e.g., investigative adjudication)

	Total DoD	Service					Status				Role			Duty Type		
	Total DoD	Army	Navy	Marine Corps	Air Force	DoD Agency	Active Duty	National Guard	Reserve	Civilian	SARC	VA/ UVA	SVC/ VLC/ SVP	Sole Duty	Primary Duty	Collateral Duty
Very effective	43.69%	48.30%	45.82%	27.86%	44.00%	48.50%	42.96%	50.63%	27.05%	44.72%	45.05%	44.76%	12.86%	43.16%	43.88%	43.69%
Effective	36.14%	33.26%	33.08%	42.16%	40.46%	30.74%	35.93%	34.52%	54.13%	35.75%	35.70%	35.66%	48.27%	35.08%	38.43%	36.42%
Neither effective nor ineffective	15.45%	11.82%	17.72%	24.28%	13.13%	14.10%	16.86%	11.52%	18.82%	12.71%	13.82%	15.85%	24.52%	14.20%	12.43%	16.95%
Ineffective	3.59%	5.09%	2.84%	3.82%	1.55%	6.65%	3.31%	1.95%	0.00%	5.13%	4.42%	2.77%	8.84%	5.87%	3.50%	2.27%
Very ineffective	1.14%	1.53%	0.54%	1.87%	0.86%	0.00%	0.94%	1.38%	0.00%	1.69%	1.01%	0.95%	5.52%	1.70%	1.76%	0.68%
Unweighted n	966	405	160	124	231	46	422	83	19	442	467	466	33	441	173	351

NOTE: For this question, skip logic was applied as follows: //Ask if CMG = "Yes"//

CMGEFFECTC: How effective is your [CMG_CIT] in addressing the following issues at your installation?: Information sharing

	Total DoD	Service					Status				Role			Duty Type		
	Total DoD	Army	Navy	Marine Corps	Air Force	DoD Agency	Active Duty	National Guard	Reserve	Civilian	SARC	VA/ UVA	SVC/ VLC/ SVP	Sole Duty	Primary Duty	Collateral Duty
Very effective	49.26%	51.60%	53.53%	30.06%	53.12%	52.89%	50.51%	51.35%	27.05%	47.13%	50.72%	50.09%	21.70%	49.03%	48.28%	49.38%
Effective	37.34%	33.56%	35.34%	48.58%	37.86%	38.19%	37.56%	32.55%	53.24%	37.01%	36.50%	36.39%	60.95%	37.18%	38.73%	37.30%
Neither effective nor ineffective	10.12%	9.88%	8.66%	16.86%	7.83%	8.91%	10.10%	8.21%	19.71%	9.98%	9.75%	10.25%	11.44%	9.49%	7.40%	11.15%
Ineffective	2.28%	2.85%	2.26%	3.07%	1.20%	0.00%	1.28%	5.14%	0.00%	4.16%	1.73%	2.38%	5.92%	2.79%	4.32%	1.52%
Very ineffective	1.00%	2.10%	0.20%	1.44%	0.00%	0.00%	0.54%	2.75%	0.00%	1.72%	1.30%	0.89%	0.00%	1.50%	1.27%	0.65%
Unweighted n	966	406	160	124	230	46	422	83	19	442	466	467	33	441	173	351

NOTE: For this question, skip logic was applied as follows: //Ask if CMG = "Yes"//

CMGEFFECTD: How effective is your [CMG_CIT] in addressing the following issues at your installation?: Victim medical concerns

	Total DoD	Service					Status				Role			Duty Type		
	Total DoD	Army	Navy	Marine Corps	Air Force	DoD Agency	Active Duty	National Guard	Reserve	Civilian	SARC	VA/ UVA	SVC/ VLC/ SVP	Sole Duty	Primary Duty	Collateral Duty
Very effective	42.67%	48.07%	43.15%	25.12%	45.54%	40.13%	44.11%	42.73%	32.42%	39.71%	40.61%	45.91%	9.71%	39.31%	45.71%	43.71%
Effective	32.28%	28.61%	29.93%	34.94%	37.88%	37.63%	33.37%	31.70%	38.13%	29.13%	32.19%	32.19%	34.54%	28.98%	32.21%	34.42%
Neither effective nor ineffective	17.67%	15.09%	17.82%	30.45%	13.58%	14.97%	17.75%	18.10%	23.13%	16.87%	17.27%	16.54%	39.94%	18.69%	14.44%	17.88%
Ineffective	4.21%	4.70%	4.02%	5.26%	2.61%	7.27%	2.49%	3.48%	6.32%	8.78%	5.82%	2.81%	11.39%	7.78%	3.79%	2.19%
Very ineffective	3.17%	3.53%	5.07%	4.22%	0.39%	0.00%	2.28%	3.99%	0.00%	5.52%	4.12%	2.54%	4.42%	5.24%	3.85%	1.80%
Unweighted n	964	404	160	124	230	46	422	82	19	441	466	465	33	441	173	349

NOTE: For this question, skip logic was applied as follows: //Ask if CMG = "Yes"//

CMGEFFECTE: How effective is your [CMG_CIT] in addressing the following issues at your installation?: Victim mental health concerns

	Total DoD	Service					Status				Role			Duty Type		
	Total DoD	Army	Navy	Marine Corps	Air Force	DoD Agency	Active Duty	National Guard	Reserve	Civilian	SARC	VA/ UVA	SVC/ VLC/ SVP	Sole Duty	Primary Duty	Collateral Duty
Very effective	43.54%	47.44%	42.84%	28.21%	47.56%	47.56%	45.74%	39.92%	32.42%	39.85%	41.30%	46.78%	12.26%	40.59%	44.43%	44.82%
Effective	33.06%	29.35%	35.30%	32.60%	36.99%	30.20%	33.43%	32.31%	37.07%	31.99%	33.75%	33.06%	26.29%	30.42%	33.76%	34.62%
Neither effective nor ineffective	15.20%	15.24%	12.80%	26.33%	10.88%	12.92%	15.11%	19.68%	24.19%	13.28%	14.95%	13.86%	39.71%	16.01%	12.90%	15.32%
Ineffective	4.90%	5.10%	3.47%	7.78%	3.71%	9.32%	3.30%	5.34%	6.32%	8.82%	6.45%	3.22%	17.32%	8.38%	4.69%	2.90%
Very ineffective	3.30%	2.87%	5.59%	5.08%	0.86%	0.00%	2.42%	2.75%	0.00%	6.06%	3.56%	3.08%	4.42%	4.59%	4.21%	2.34%
Unweighted n	964	405	160	123	230	46	421	83	19	441	466	465	33	440	173	350

NOTE: For this question, skip logic was applied as follows: //Ask if CMG = "Yes"//

CMGEFFECTF: How effective is your [CMG_CIT] in addressing the following issues at your installation?: Expedited transfers

	Total DoD	Service					Status				Role			Duty Type		
	Total DoD	Army	Navy	Marine Corps	Air Force	DoD Agency	Active Duty	National Guard	Reserve	Civilian	SARC	VA/ UVA	SVC/ VLC/ SVP	Sole Duty	Primary Duty	Collateral Duty
Very effective	48.62%	52.05%	51.22%	29.03%	54.19%	41.15%	48.95%	43.95%	27.05%	50.99%	49.39%	49.06%	34.07%	48.90%	54.19%	46.96%
Effective	33.19%	34.29%	31.68%	37.41%	30.16%	35.07%	33.59%	36.26%	41.97%	30.48%	32.27%	32.64%	51.17%	33.60%	30.38%	33.74%
Neither effective nor ineffective	15.60%	10.18%	14.96%	29.41%	14.93%	21.76%	15.61%	14.84%	30.99%	14.58%	14.35%	16.67%	10.35%	13.52%	12.58%	17.60%
Ineffective	1.91%	2.40%	2.14%	2.63%	0.72%	0.00%	1.30%	3.56%	0.00%	3.14%	2.43%	1.45%	4.42%	3.03%	1.95%	1.25%
Very ineffective	0.67%	1.09%	0.00%	1.51%	0.00%	2.02%	0.55%	1.39%	0.00%	0.81%	1.56%	0.18%	0.00%	0.95%	0.89%	0.45%
Unweighted n	964	406	158	124	230	46	421	82	19	442	466	465	33	442	171	350

NOTE: For this question, skip logic was applied as follows: //Ask if CMG = "Yes"//

CMGCONDUCTA: Are [CMG_CIT]s conducted...?: In person

	Total DoD	Service					Status				Role			Duty Type		
	Total DoD	Army	Navy	Marine Corps	Air Force	DoD Agency	Active Duty	National Guard	Reserve	Civilian	SARC	VA/ UVA	SVC/ VLC/ SVP	Sole Duty	Primary Duty	Collateral Duty
Yes	75.14%	75.86%	70.20%	58.59%	88.40%	88.20%	72.66%	72.94%	59.21%	83.80%	80.14%	71.60%	84.89%	84.64%	81.75%	68.15%
No	24.86%	24.14%	29.80%	41.41%	11.60%	11.80%	27.34%	27.06%	40.79%	16.20%	19.86%	28.40%	15.11%	15.36%	18.25%	31.85%
Unweighted n	986	414	161	130	234	47	438	84	19	445	470	479	37	450	173	361

NOTE: For this question, skip logic was applied as follows: //Ask if CMG = "Yes"//

CMGCONDUCTB: Are [CMG_CIT]s conducted...?: Virtually through video teleconferencing or teleconferencing

	Total DoD	Service					Status				Role			Duty Type		
	Total DoD	Army	Navy	Marine Corps	Air Force	DoD Agency	Active Duty	National Guard	Reserve	Civilian	SARC	VA/ UVA	SVC/ VLC/ SVP	Sole Duty	Primary Duty	Collateral Duty
Yes	68.18%	77.67%	75.01%	72.51%	43.73%	70.49%	64.41%	78.22%	86.41%	73.65%	75.44%	63.37%	77.51%	72.70%	74.02%	64.26%
No	31.82%	22.33%	24.99%	27.49%	56.27%	29.51%	35.59%	21.78%	13.59%	26.35%	24.56%	36.63%	22.49%	27.30%	25.98%	35.74%
Unweighted n	986	414	161	130	234	47	438	84	19	445	470	479	37	450	173	361

NOTE: For this question, skip logic was applied as follows: //Ask if CMG = "Yes"//

CMGCONDUCTC: Are [CMG_CIT]s conducted...?: Via electronic mail (e-mail)

	Total DoD	Service					Status				Role			Duty Type		
	Total DoD	Army	Navy	Marine Corps	Air Force	DoD Agency	Active Duty	National Guard	Reserve	Civilian	SARC	VA/ UVA	SVC/ VLC/ SVP	Sole Duty	Primary Duty	Collateral Duty
Yes	3.98%	4.23%	3.00%	6.81%	3.03%	1.66%	3.26%	1.36%	36.78%	4.15%	4.06%	3.79%	6.29%	2.43%	4.80%	4.75%
No	96.02%	95.77%	97.00%	93.19%	96.97%	98.34%	96.74%	98.64%	63.22%	95.85%	95.94%	96.21%	93.71%	97.57%	95.20%	95.25%
Unweighted n	986	414	161	130	234	47	438	84	19	445	470	479	37	450	173	361

NOTE: For this question, skip logic was applied as follows: //Ask if CMG = "Yes"//

CMGCONDUCTD: Are [CMG_CIT]s conducted...?: Other (please specify)

	Total DoD	Service					Status				Role			Duty Type		
	Total DoD	Army	Navy	Marine Corps	Air Force	DoD Agency	Active Duty	National Guard	Reserve	Civilian	SARC	VA/ UVA	SVC/ VLC/ SVP	Sole Duty	Primary Duty	Collateral Duty
Yes	1.95%	2.39%	1.61%	1.21%	1.46%	7.46%	1.00%	1.39%	0.00%	4.87%	2.47%	1.78%	0.00%	3.22%	4.18%	0.73%
No	98.05%	97.61%	98.39%	98.79%	98.54%	92.54%	99.00%	98.61%	100.00%	95.13%	97.53%	98.22%	100.00%	96.78%	95.82%	99.27%
Unweighted n	986	414	161	130	234	47	438	84	19	445	470	479	37	450	173	361

NOTE: For this question, skip logic was applied as follows: //Ask if CMG = "Yes"//

CMGLNGTH: Approximately how long does it take to go through all of the cases during a [CMG_CIT] meeting?

	Total DoD	Service					Status				Role			Duty Type		
	Total DoD	Army	Navy	Marine Corps	Air Force	DoD Agency	Active Duty	National Guard	Reserve	Civilian	SARC	VA/ UVA	SVC/ VLC/ SVP	Sole Duty	Primary Duty	Collateral Duty
Less than 1 hour	31.44%	21.59%	39.17%	36.25%	33.66%	49.09%	30.79%	38.31%	32.28%	30.86%	26.15%	35.17%	22.53%	23.02%	29.63%	36.66%
1 to 2 hours	50.19%	68.57%	32.00%	33.26%	51.01%	50.91%	47.10%	57.87%	49.38%	55.79%	60.84%	45.22%	29.24%	58.65%	60.82%	42.81%
2 to 4 hours	12.14%	9.06%	15.23%	16.05%	12.70%	0.00%	14.33%	3.82%	12.91%	9.07%	9.65%	12.39%	30.96%	13.69%	7.53%	12.32%
Over 4 hours	6.23%	0.78%	13.60%	14.44%	2.63%	0.00%	7.79%	0.00%	5.43%	4.27%	3.36%	7.22%	17.27%	4.63%	2.02%	8.21%
Unweighted n	963	409	157	125	227	45	419	83	19	442	465	463	35	444	173	345

NOTE: For this question, skip logic was applied as follows: //Ask if CMG = "Yes"//

CMGRETAILA: Does the [CMG_CIT] Chair ask if members are aware of any retaliation from reporting experienced by the following individuals?: Victims

	Total DoD	Service					Status				Role			Duty Type		
	Total DoD	Army	Navy	Marine Corps	Air Force	DoD Agency	Active Duty	National Guard	Reserve	Civilian	SARC	VA/ UVA	SVC/ VLC/ SVP	Sole Duty	Primary Duty	Collateral Duty
Yes	83.39%	86.56%	86.83%	81.36%	76.66%	79.58%	83.65%	82.06%	93.21%	82.33%	85.99%	82.26%	76.78%	84.29%	82.92%	82.86%
No	16.61%	13.44%	13.17%	18.64%	23.34%	20.42%	16.35%	17.94%	6.79%	17.67%	14.01%	17.74%	23.22%	15.71%	17.08%	17.14%
Unweighted n	957	407	156	124	225	45	417	83	19	438	465	457	35	443	171	342

NOTE: For this question, skip logic was applied as follows: //Ask if CMG = "Yes"//

CMGRE TALB: Does the [CMG_CIT] Chair ask if members are aware of any retaliation from reporting experienced by the following individuals?: SARCs and/or VAs/UVAs/USAF VVAs

	Total DoD	Service					Status				Role			Duty Type		
	Total DoD	Army	Navy	Marine Corps	Air Force	DoD Agency	Active Duty	National Guard	Reserve	Civilian	SARC	VA/ UVA	SVC/ VLC/ SVP	Sole Duty	Primary Duty	Collateral Duty
Yes	70.02%	72.90%	78.35%	65.13%	59.91%	71.69%	71.06%	74.19%	77.14%	65.33%	70.47%	72.12%	34.21%	63.25%	69.56%	74.14%
No	29.98%	27.10%	21.65%	34.87%	40.09%	28.31%	28.94%	25.81%	22.86%	34.67%	29.53%	27.88%	65.79%	36.75%	30.44%	25.86%
Unweighted n	950	405	154	125	222	44	415	83	19	433	461	454	35	440	169	340

NOTE: For this question, skip logic was applied as follows: //Ask if CMG = "Yes"//

CMGRE TALC: Does the [CMG_CIT] Chair ask if members are aware of any retaliation from reporting experienced by the following individuals?: Bystanders/Witnesses

	Total DoD	Service					Status				Role			Duty Type		
	Total DoD	Army	Navy	Marine Corps	Air Force	DoD Agency	Active Duty	National Guard	Reserve	Civilian	SARC	VA/ UVA	SVC/ VLC/ SVP	Sole Duty	Primary Duty	Collateral Duty
Yes	59.77%	68.89%	61.44%	50.71%	48.83%	66.94%	59.19%	68.18%	68.81%	57.74%	64.50%	59.65%	19.15%	56.03%	61.67%	61.43%
No	40.23%	31.11%	38.56%	49.29%	51.17%	33.06%	40.81%	31.82%	31.19%	42.26%	35.50%	40.35%	80.85%	43.97%	38.33%	38.57%
Unweighted n	936	397	151	121	222	45	409	82	19	426	458	443	35	434	166	335

NOTE: For this question, skip logic was applied as follows: //Ask if CMG = "Yes"//

CMGRE TALD: Does the [CMG_CIT] Chair ask if members are aware of any retaliation from reporting experienced by the following individuals?: Other responders

	Total DoD	Service					Status				Role			Duty Type		
	Total DoD	Army	Navy	Marine Corps	Air Force	DoD Agency	Active Duty	National Guard	Reserve	Civilian	SARC	VA/ UVA	SVC/ VLC/ SVP	Sole Duty	Primary Duty	Collateral Duty
Yes	57.05%	62.20%	59.83%	48.63%	51.15%	61.45%	56.91%	61.12%	62.49%	55.62%	62.47%	56.15%	21.96%	53.77%	58.42%	58.54%
No	42.95%	37.80%	40.17%	51.37%	48.85%	38.55%	43.09%	38.88%	37.51%	44.38%	37.53%	43.85%	78.04%	46.23%	41.58%	41.46%
Unweighted n	922	390	151	119	219	43	407	80	18	417	450	437	35	428	163	330

NOTE: For this question, skip logic was applied as follows: //Ask if CMG = "Yes"//

CMGSVCVLC: Do you feel the [CMG_CIT]s spend sufficient time on discussing SVC/VLC/SVP-related items?

	Total DoD	Service					Status				Role			Duty Type		
	Total DoD	Army	Navy	Marine Corps	Air Force	DoD Agency	Active Duty	National Guard	Reserve	Civilian	SARC	VA/ UVA	SVC/ VLC/ SVP	Sole Duty	Primary Duty	Collateral Duty
Yes	84.97%	69.14%	100.00%	91.92%	78.57%	---	85.41%	---	NR	NR	---	---	84.97%	83.59%	NR	NR
No	15.03%	30.86%	0.00%	8.08%	21.43%	---	14.59%	---	NR	NR	---	---	15.03%	16.41%	NR	NR
Unweighted n	34	7	6	7	14	---	30	---	NR	NR	---	---	34	31	NR	NR

NOTE: For this question, skip logic was applied as follows: //Ask if SRELIG = "Special Victims' Counsel (SVC)/Victims' Legal Counsel (VLC)/Special Victims' Paralegal (SVP)" AND CMG = "Yes"// NGBA:

To what extent do you agree or disagree with the following statements?: Allegations of harassment are taken seriously at the Wing Commander/Brigade Commander level.

	Total DoD	Service					Status				Role			Duty Type		
	Total DoD	Army	Navy	Marine Corps	Air Force	DoD Agency	Active Duty	National Guard	Reserve	Civilian	SARC	VA/ UVA	SVC/ VLC/ SVP	Sole Duty	Primary Duty	Collateral Duty
Strongly agree	45.18%	44.25%	---	---	54.23%	---	---	45.18%	---	---	42.29%	45.54%	---	39.59%	30.53%	47.06%
Agree	35.72%	35.90%	---	---	33.95%	---	---	35.72%	---	---	36.97%	35.56%	---	34.33%	35.12%	35.85%
Neither agree nor disagree	13.73%	13.93%	---	---	11.82%	---	---	13.73%	---	---	15.81%	13.47%	---	18.22%	18.27%	13.03%
Disagree	3.05%	3.36%	---	---	0.00%	---	---	3.05%	---	---	1.29%	3.28%	---	7.86%	6.21%	2.50%
Strongly disagree	2.32%	2.55%	---	---	0.00%	---	---	2.32%	---	---	3.64%	2.15%	---	0.00%	9.87%	1.56%
Unweighted n	372	341	---	---	31	---	---	372	---	---	50	322	---	18	40	314

NOTE: For this question, skip logic was applied as follows: //Ask if SRCOMP = "Army National Guard" OR SRCOMP = "Air National Guard"//

NGBB: To what extent do you agree or disagree with the following statements?: I have witnessed key leaders (squadron/company level or higher) who, in the presence of their subordinates, did not behave in a manner reflecting the core values of my service

	Total DoD	Service					Status				Role			Duty Type		
	Total DoD	Army	Navy	Marine Corps	Air Force	DoD Agency	Active Duty	National Guard	Reserve	Civilian	SARC	VA/ UVA	SVC/ VLC/ SVP	Sole Duty	Primary Duty	Collateral Duty
Strongly agree	10.00%	10.43%	---	---	5.83%	---	---	10.00%	---	---	7.02%	10.38%	---	5.27%	16.87%	9.43%
Agree	22.09%	23.04%	---	---	12.66%	---	---	22.09%	---	---	26.84%	21.49%	---	54.85%	35.69%	19.21%
Neither agree nor disagree	24.03%	22.92%	---	---	34.98%	---	---	24.03%	---	---	21.76%	24.32%	---	10.36%	15.89%	25.50%
Disagree	24.65%	25.24%	---	---	18.77%	---	---	24.65%	---	---	27.58%	24.28%	---	21.66%	9.76%	26.44%
Strongly disagree	19.23%	18.37%	---	---	27.76%	---	---	19.23%	---	---	16.80%	19.54%	---	7.86%	21.79%	19.41%
<i>Unweighted n</i>	373	342	---	---	31	---	---	373	---	---	50	323	---	18	40	315

NOTE: For this question, skip logic was applied as follows: //Ask if SRCOMP = "Army National Guard" OR SRCOMP = "Air National Guard"//

NGBC: To what extent do you agree or disagree with the following statements?: I believe unhealthy behaviors from key leaders (squadron/company level or higher) have contributed to an erosion of trust in the SAPR/SHARP office.

	Total DoD	Service					Status				Role			Duty Type		
	Total DoD	Army	Navy	Marine Corps	Air Force	DoD Agency	Active Duty	National Guard	Reserve	Civilian	SARC	VA/ UVA	SVC/ VLC/ SVP	Sole Duty	Primary Duty	Collateral Duty
Strongly agree	17.48%	18.28%	---	---	9.63%	---	---	17.48%	---	---	12.70%	18.09%	---	18.19%	34.32%	15.62%
Agree	25.13%	26.01%	---	---	16.47%	---	---	25.13%	---	---	37.80%	23.53%	---	41.93%	29.16%	24.00%
Neither agree nor disagree	23.63%	22.93%	---	---	30.48%	---	---	23.63%	---	---	15.66%	24.64%	---	17.76%	21.31%	24.12%
Disagree	19.20%	18.88%	---	---	22.29%	---	---	19.20%	---	---	17.86%	19.37%	---	14.26%	5.91%	20.85%
Strongly disagree	14.56%	13.89%	---	---	21.13%	---	---	14.56%	---	---	15.98%	14.38%	---	7.86%	9.30%	15.41%
<i>Unweighted n</i>	372	341	---	---	31	---	---	372	---	---	50	322	---	18	39	315

NOTE: For this question, skip logic was applied as follows: //Ask if SRCOMP = "Army National Guard" OR SRCOMP = "Air National Guard"// NGBD:

To what extent do you agree or disagree with the following statements?: My command climate discourages victims from reporting sexual assault.

	Total DoD	Service					Status				Role			Duty Type		
	Total DoD	Army	Navy	Marine Corps	Air Force	DoD Agency	Active Duty	National Guard	Reserve	Civilian	SARC	VA/ UVA	SVC/ VLC/ SVP	Sole Duty	Primary Duty	Collateral Duty
Strongly agree	4.94%	5.45%	---	---	0.00%	---	---	4.94%	---	---	5.40%	4.88%	---	20.98%	15.25%	3.16%
Agree	6.34%	5.97%	---	---	9.92%	---	---	6.34%	---	---	0.00%	7.14%	---	7.42%	8.32%	6.08%
Neither agree nor disagree	20.71%	21.23%	---	---	15.60%	---	---	20.71%	---	---	29.41%	19.60%	---	29.36%	15.48%	20.92%
Disagree	30.77%	29.71%	---	---	41.17%	---	---	30.77%	---	---	21.84%	31.90%	---	25.04%	25.89%	31.54%
Strongly disagree	37.24%	37.64%	---	---	33.31%	---	---	37.24%	---	---	43.35%	36.47%	---	17.20%	35.07%	38.30%
<i>Unweighted n</i>	372	341	---	---	31	---	---	372	---	---	50	322	---	18	39	315

NOTE: For this question, skip logic was applied as follows: //Ask if SRCOMP = "Army National Guard" OR SRCOMP = "Air National Guard"//

NGBE: To what extent do you agree or disagree with the following statements?: Sexual Harassment is understood as a contributing factor to an unhealthy command climate.

	Total DoD	Service					Status				Role			Duty Type		
	Total DoD	Army	Navy	Marine Corps	Air Force	DoD Agency	Active Duty	National Guard	Reserve	Civilian	SARC	VA/ UVA	SVC/ VLC/ SVP	Sole Duty	Primary Duty	Collateral Duty
Strongly agree	37.56%	38.15%	---	---	31.57%	---	---	37.56%	---	---	34.70%	37.93%	---	31.74%	30.61%	38.56%
Agree	37.48%	36.57%	---	---	46.84%	---	---	37.48%	---	---	34.56%	37.85%	---	38.56%	26.51%	38.64%
Neither agree nor disagree	15.91%	16.01%	---	---	14.93%	---	---	15.91%	---	---	21.68%	15.18%	---	6.58%	26.32%	15.16%
Disagree	6.11%	6.06%	---	---	6.67%	---	---	6.11%	---	---	5.43%	6.20%	---	15.28%	3.44%	6.03%
Strongly disagree	2.93%	3.22%	---	---	0.00%	---	---	2.93%	---	---	3.64%	2.84%	---	7.86%	13.12%	1.61%
<i>Unweighted n</i>	371	341	---	---	30	---	---	371	---	---	50	321	---	18	39	314

NOTE: For this question, skip logic was applied as follows: //Ask if SRCOMP = "Army National Guard" OR SRCOMP = "Air National Guard"//

NGBF: To what extent do you agree or disagree with the following statements?: I feel confident in the ability of my NGB SAPRO Staff to advocate for me as I execute duties and responsibilities.

	Total DoD	Service					Status				Role			Duty Type		
	Total DoD	Army	Navy	Marine Corps	Air Force	DoD Agency	Active Duty	National Guard	Reserve	Civilian	SARC	VA/ UVA	SVC/ VLC/ SVP	Sole Duty	Primary Duty	Collateral Duty
Strongly agree	36.12%	36.32%	---	---	34.17%	---	---	36.12%	---	---	36.79%	36.03%	---	29.91%	39.75%	35.96%
Agree	42.11%	40.92%	---	---	53.89%	---	---	42.11%	---	---	31.17%	43.49%	---	22.12%	33.01%	43.95%
Neither agree nor disagree	17.47%	18.47%	---	---	7.62%	---	---	17.47%	---	---	24.36%	16.60%	---	18.85%	23.04%	16.79%
Disagree	2.72%	2.70%	---	---	2.86%	---	---	2.72%	---	---	5.27%	2.40%	---	17.48%	0.00%	2.42%
Strongly disagree	1.58%	1.59%	---	---	1.46%	---	---	1.58%	---	---	2.40%	1.48%	---	11.64%	4.19%	0.88%
Unweighted n	373	342	---	---	31	---	---	373	---	---	50	323	---	18	40	315

NOTE: For this question, skip logic was applied as follows: //Ask if SRCOMP = "Army National Guard" OR SRCOMP = "Air National Guard"//

NGBG: To what extent do you agree or disagree with the following statements?: I feel confident in the ability of my NGB SAPRO Staff to advocate for me when I reference policy and instruction on behalf of victims of sexual assault.

	Total DoD	Service					Status				Role			Duty Type		
	Total DoD	Army	Navy	Marine Corps	Air Force	DoD Agency	Active Duty	National Guard	Reserve	Civilian	SARC	VA/ UVA	SVC/ VLC/ SVP	Sole Duty	Primary Duty	Collateral Duty
Strongly agree	35.95%	35.87%	---	---	36.70%	---	---	35.95%	---	---	36.82%	35.83%	---	29.91%	42.15%	35.50%
Agree	43.85%	43.08%	---	---	51.36%	---	---	43.85%	---	---	33.63%	45.14%	---	22.12%	30.61%	46.23%
Neither agree nor disagree	17.44%	18.44%	---	---	7.62%	---	---	17.44%	---	---	23.96%	16.61%	---	25.42%	23.04%	16.48%
Disagree	1.46%	1.32%	---	---	2.86%	---	---	1.46%	---	---	3.19%	1.25%	---	18.75%	0.00%	0.92%
Strongly disagree	1.31%	1.29%	---	---	1.46%	---	---	1.31%	---	---	2.40%	1.17%	---	3.79%	4.19%	0.88%
Unweighted n	372	341	---	---	31	---	---	372	---	---	50	322	---	18	40	314

NOTE: For this question, skip logic was applied as follows: //Ask if SRCOMP = "Army National Guard" OR SRCOMP = "Air National Guard"//

Table of Contents

Appendix B. Survey Instrument

2021 QuickCompass of Sexual Assault Response Personnel Annotated Questionnaire

//PROGRAMMING NOTE: DISPLAY BELOW MESSAGE.//

Welcome

[Security Protection Advisory](#)

OMB CONTROL NUMBER: 0704-0603
OMB EXPIRATION DATE: 11/30/2021

You have been selected to take a survey about your background, training, and perceptions of your Sexual Assault Prevention and Response (SAPR) program for Sexual Assault Response Coordinators (SARC), Victims' Advocates (VA), Special Victims' Counsel (SVC), Victims' Legal Counsel (VLC), and Special Victims' Paralegals (SVP). When you click the *Continue* button below, you will be asked to:

- Read the Security Protection Advisory
- Read the Privacy Advisory
- Read the FAQs
- Take the survey

If you have questions, please refer to the [Frequently Asked Questions](#) page.
Thank you for your time and participation.

AGENCY DISCLOSURE NOTICE

The public reporting burden for this collection of information, 074-0603, is estimated to average 20 minutes per response, including the time for reviewing instructions, searching existing data sources, gathering and maintaining the data needed, and completing and reviewing the collection of information. Send comments regarding the burden estimate or burden reduction suggestions to the Department of Defense, Washington Headquarters Services, at whs.mc-alex.esd.mbx.dd-dod-information-collections@mail.mil. Respondents should be aware that notwithstanding any other provision of law, no person shall be subject to any penalty for failing to comply with a collection of information if it does not display a currently valid OMB control number.

Section 508 Compliance

The U.S. Department of Defense is committed to making electronic and information technologies accessible to individuals with disabilities in accordance with [Section 508 of the Rehabilitation Act \(29 U.S.C. §794d\), as amended in 1999](#). Send feedback or concerns related to the accessibility of this website to: DoDSection508@osd.mil. For more information about Section 508, please visit the [DoD Section 508 website](#). Last Updated: 08/13/2013

Security Protection Advisory

WEB SITE PRIVACY: Neither the Department of Defense (DoD) nor Fors Marsh Group will collect personal information about you when you visit this web site unless you choose to provide it yourself. If you provide personal information, it will be treated as confidential.

In addition, our system does not enable "cookies," which are files placed on your computer's hard drive in order to monitor your use of the site or the web. For more information about your privacy rights, please read the Privacy Advisory at the beginning of the survey.

This web site does collect certain data from your visit but does not store it in a way that it can be linked to you. This non-personal information helps us make the site more useful by recognizing the types of technology being used. The data collected are listed below:

1. The Internet Protocol (IP) address for the computer and the server being used on the Internet (for example, www.verizon.com, www.comcast.com, 122.3.55.34). Depending on your Internet service provider, IP addresses may identify your computer; in other cases, they identify no more than your Internet service provider (such as Verizon or Comcast).
2. The type and version of the browser and operating system used to access our site.
3. The date and time this site was accessed.
4. Number of bytes sent and received.
5. The pages visited.

This information is stored permanently for troubleshooting technical problems and for future capacity planning. It cannot be linked to any survey response data and resides in a completely different database. It may be shared with DoD as required for troubleshooting connections from DoD computers. None of this information will be revealed publicly or used to identify you.

Privacy Advisory

The public reporting burden for this collection of information, 0704-0603, is estimated to average 30 minutes per response, including the time for reviewing instructions, searching existing data sources, gathering and maintaining the data needed, and completing and reviewing the collection of information. Send comments regarding the burden estimate or burden reduction suggestions to the Department of Defense, Washington Headquarters Services, at whs.mc-alex.esd.mbx.dd-dod-information-collections@mail.mil. Respondents should be aware that notwithstanding any other provision of law, no person shall be subject to any penalty for failing to comply with a collection of information if it does not display a currently valid OMB control number.

Your name and contact information have been used only for the distribution of this survey. Your responses to the demographic questions will allow DoD to better analyze all responses among varying demographic groups. Responding to this survey is voluntary.

The survey is confidential. Therefore, any responses you provide regarding your experiences in your current position will not impact your reporting options.

Most people can complete the survey in 20 minutes. There is no penalty to you if you choose not to respond. However, maximum participation is encouraged so the data will be complete and representative.

Additional Information

10 USC Sections 136, 481, 1782, 2358, 14 USC 1 and Section 539D, NDAA FY 2021, authorize the Department of Defense to conduct this survey. Reports will be provided to the military leaders, the Secretary of Defense, and Congress.

OPA uses well-established, scientific procedures to randomly select a sample representing the Defense community based on combinations of demographic characteristics.

Identifying information will be used only by government and contractor staff engaged in, and for purposes of, survey research. For example, the research oversight office of the Office of the Under Secretary of Defense (Personnel and Readiness) and representatives of the Walter Reed National Military Medical Center (WRNMMC) are eligible to review research records as a part of their responsibility to protect human subjects in research. In no case will individual identifiable survey responses be reported.

The data collection procedures are not expected to involve any risk or discomfort to you.

Survey data may be shared with DoD researchers or organizations outside the DoD who are conducting research on DoD personnel. OPA performs a disclosure avoidance analysis to reduce the risk of there being a combination of demographic variables which can single out an individual. In some instances and only with sponsor approval, OPA may make available datasets with additional demographic variables to a small number of approved researchers. There is some risk individuals might be identified on these datasets; however, OPA implements several procedures to protect the data. The datasets will only be available in a secure environment where they cannot be downloaded or transferred. Statistical analyses can only be performed after review and approval to ensure identifying information is not released. Access to these datasets will only be allowed on a need-to-know basis with an approved data sharing agreement in place. Researchers approved for access to these datasets must adhere to strict procedures, including - but not limited to - data sharing agreements, secure transfers of data, destruction of files upon completion of research, and authorization to reuse data. In addition, receipt and use of these datasets must adhere to all DoD information assurance, security, and other data use policies.

Your responses could be used in future research. Results from these surveys will be posted on the web: <https://dwp.dmdc.osd.mil/dwp/app/dod-data-reports/defense-research>

If you answer any items or indicate distress or being upset, etc., you will not be contacted for follow-up purposes. However, if you indicate a direct threat to harm yourself or others within responses or communications about the survey, because of concern for your welfare, OPA may notify an office in your area for appropriate action.

If you experience any difficulties while taking the survey, please contact the Survey Processing Center by sending an e-mail to dodhra.mc-alex.dmdc.mbx.qcsurvey@mail.mil. If you have concerns about your rights as a research participant, please contact the OUSD(P&R) Research Regulatory Oversight Office at 703-681-6522/703-681-8320 or e-mail DHRA.R202.PR@mail.mil.

Once you start answering the survey, if you desire to withdraw your answers, please notify the Survey Processing Center prior to July 20, 2021. Please include in the e-mail your name and Ticket Number. Unless withdrawn, partially completed survey data may be used after that date.

//PROGRAMMING NOTE: DISPLAY BELOW MESSAGE.//

How to Contact Us

If you have questions or concerns about this survey, you may contact the Survey Operations Center at dodhra.mc-alex.dmdc.mbx.qcsurvey@mail.mil.

Frequently Asked Questions

[What is The Office of People Analytics \(OPA\)?](#)

[What is the QuickCompass Program?](#)

[How do I know this is an official, approved DoD survey?](#)

[How did you pick me?](#)

[Why should I participate?](#)

[What is \[dodhra.mc-alex.dmdc.mbx.qcsurvey@mail.mil\]\(mailto:dodhra.mc-alex.dmdc.mbx.qcsurvey@mail.mil\)?](#)

[Why am I being asked to use the web?](#)

[Why are you using a .net instead of a .mil domain to field your survey?](#)

[Do I have to answer all questions?](#)

[Why does the survey ask personal questions?](#)

[Will my answers be kept private?](#)

[Can I withdraw my answers once I have started the survey?](#)

[Will I ever see the results of the survey?](#)

What is The Office of People Analytics (OPA)? [Top](#)

- In 2016, the Department of Defense (DoD) established the The Office of People Analytics (OPA) to utilize big-data analytics to better understand key components of Service members' career paths, and how policy or environmental changes affect the performance and composition of the DoD workforce. OPA provides go-to expertise for scientific assessments, data analytics, and problem solving to improve the lives of the DoD community.
- OPA conducts Joint-Service surveys including the Status of Forces Surveys, QuickCompass Surveys, and Health and Resilience (H&R) Surveys for the DoD.

What is the QuickCompass Program? [Top](#)

- QuickCompass is a DoD personnel program that features web-based surveys sponsored by the Under Secretary of Defense for Personnel and Readiness (USD[P&R]).
- These surveys enable DoD to regularly assess the attitudes and opinions of the DoD community, including active duty and Reserve component members, on the full range of personnel issues.

- The Health and Resilience (H&R) Research Center supports the well-being of all members of the DoD community by providing in-depth research and analysis to inform policy makers on topics that impact resiliency, such as gender relations and equal opportunity.
- H&R provides the Department with fast, accurate assessments of the attitudes and opinions of the entire DoD community to evaluate existing programs and policies, establish baseline measures before implementing new programs and policies, and monitor progress of programs and policies and their effects on the Total Force.

How do I know this is an official, approved DoD survey? [Top](#)

- The public reporting burden for this collection of information, 0704-0603, is estimated to average 30 minutes per response, including the time for reviewing instructions, searching existing data sources, gathering and maintaining the data needed, and completing and reviewing the collection of information. Send comments regarding the burden estimate or burden reduction suggestions to the Department of Defense, Washington Headquarters Services, at whs.mc-alex.esd.mbx.dd-dod-information-collections@mail.mil. Respondents should be aware that notwithstanding any other provision of law, no person shall be subject to any penalty for failing to comply with a collection of information if it does not display a currently valid OMB control number.

How did you pick me? [Top](#)

- All Sexual Assault Response and Prevention (SAPR) certified Sexual Assault Response Coordinators (SARC), Victim Advocates (VA), Special Victims' Counsel (SVC), Victims' Legal Counsel (VLC), and Special Victims Paralegals (SVP) in the DoD (active duty, National Guard/Reserve, and civilian) were selected to participate in this study.

Why should I participate? [Top](#)

- This is your chance to be heard on issues that directly affect you, including your background, training, and perceptions of your Sexual Assault Prevention and Response (SAPR) program.
- Your responses on this survey *make a difference*.

What is dodhra.mc-alex.dmdc.mbx.qcsurvey@mail.mil? [Top](#)

- The official e-mail address for communicating with Sexual Assault Response Coordinators (SARC), Victims' Advocates (VA), Special Victims' Counsel (SVC), Victims' Legal Counsel (VLC), and Special Victims' Paralegals (SVP) about QuickCompass. "dodhra.mc-alex.dmdc.mbx.qcsurvey@mail.mil" is short for QuickCompass Survey.

Why am I being asked to use the web? [Top](#)

- Web administration enables us to get survey results to senior Defense leaders faster.

Why are you using a .com instead of a .mil domain to field your survey? [Top](#)

- The survey is administered by our contractor, Fors Marsh Group, an experienced survey operations company. This allows everyone to access the survey, even from a non-government computer.

Do I have to answer all questions? [Top](#)

- No, it is not necessary to answer every question. Within the survey screen, you have two control buttons: *Continue >>* and *<< Back*. Use these buttons to navigate through the survey or skip questions. If you wish to complete the survey at a later time, simply close out of the window. When you return to the survey website, enter your Ticket Number to get to the place in the survey where you had stopped.

Why does the survey ask personal questions? [Top](#)

- OPA reports overall results, as well as by other characteristics, such as race (minority/not minority), gender, etc. To complete these analyses, we must ask demographic information from respondents.
- Analyzing results in this way provides Defense leaders information about the attitudes and concerns of all subgroups of personnel so that no groups are overlooked.

Will my answers be kept private? [Top](#)

- The survey is confidential. All data will be reported in the aggregate and no individual data will be reported.

- We encourage you to safeguard your Ticket Number to prevent unauthorized access to your survey. In addition, to ensure your privacy, be aware of the environment in which you take the survey (e.g., take the survey when no one else is home, take care to not leave the survey unattended).
- If you answer any items in such a way that you indicate distress or being upset, etc., you will not be contacted for follow-up purposes. However, if you indicate a direct threat to harm yourself or others within responses or communications about the survey, because of concern for your welfare, OPA may notify an office in your area for appropriate action.

Can I withdraw my answers once I have started the survey? [Top](#)

- If you wish to withdraw your answers, please notify the Survey Processing Center prior to July 20, 2021 by sending an e-mail to dodhra.mc-alex.dmdc.mbx.qcsurvey@mail.mil. Include your name and Ticket Number.

Will I ever see the results of the survey? [Top](#)

- OPA posts survey results on the following website:

<https://dwp.dmdc.osd.mil/dwp/app/dod-data-reports/defense-research>

Programming and Piping Notes

[PROGRAM_ACRO]	If NAVY=1 or MARINE CORPS=1 or AIR FORCE=1 or SPACE FORCE=1 or DOD=1 or, pipe in “Sexual Assault Prevention and Response (SAPR)”
	If ARMY=1, pipe in “Sexual Harassment/Assault Response & Prevention (SHARP)”
	If COAST GUARD=1 or, pipe in “Sexual Assault Prevention, Response, and Recovery (SAPRR)”
[PROGRAM]	If NAVY=1 or MARINE CORPS=1 or AIR FORCE=1 or SPACE FORCE=1 or DOD=1 or, pipe in “SAPR”
	If ARMY=1 or, pipe in “SHARP”
	If COAST GUARD=1 or, pipe in “SAPRR”
[CMG_CIT]	If ARMY=1 or NAVY=1 or MARINE CORPS=1 or AIR FORCE=1 or SPACE FORCE=1 or DOD=1 or, pipe in “Case Management Group (CMG)”
	If COAST GUARD=1 or, pipe in “Crisis Intervention Team (CIT)”
[FORM]	If ARMY=1 or NAVY=1 or MARINE CORPS=1 or AIR FORCE=1 or SPACE FORCE=1 or DOD=1 or, pipe in “DD 2910”
	If COAST GUARD=1 or, pipe in “CG 6095”
ARMY	Includes participants who endorsed any of the following: SRSVCA = 1 SRCOMP = 1, 2 SRCIVSVC = 1
NAVY	Includes participants who endorsed any of the following: SRSVCA = 2 SRCOMP = 3 SRCIVSVC = 2
MARINE CORPS	Includes participants who endorsed any of the following: SRSVCA = 3 SRCOMP = 4 SRCIVSVC = 3
AIR FORCE	Includes participants who endorsed any of the following: SRSVCA = 4 SRCOMP = 5, 6 SRCIVSVC = 4
SPACE FORCE	Includes participants who endorsed any of the following: SRSVCA = 5 SRCIVSVC = 5
COAST GUARD	Includes participants who endorsed any of the following: SRSVCA = 6

	SRCOMP = 7 SRCIVSVC = 6
DOD	Includes participants who endorsed any of the following: SRCIVSVC = 7, 8, or 9

Background Information

Question Number on Survey: Q1

Question Type: Single Select

Variable Name: SRELIG

Variable Text: Are you currently a(n):

Variable Label: Q1 Current role

Value	Value Label
1=	Sexual Assault Response Coordinator (SARC)
2=	Victim Advocate (VA)
3=	Uniformed Victim Advocate (UVA)/United States Air Force Volunteer Victim Advocate (USAF VVA)
4=	Special Victims' Counsel (SVC)/Victims' Legal Counsel (VLC)/Special Victims' Paralegal (SVP)
5=	I do not currently hold any of the above roles

//HARD PROMPT: We would like your response to this question.//

//PROGRAMMING NOTE: If SRELIG=5 or -99, terminate and display the following message below:

Based on your answer to the previous question, you are ineligible to take this survey. If you feel you have encountered this message in error, then click the back arrow button and check your answer(s).

To submit your answers, click Submit. For further help, please e-mail dodhra.mc-alex.dmdc.mbx.qcsurvey@mail.mil.

Otherwise, continue.//

Question Number on Survey: Q2

Question Type: Single Select

Variable Name: SRSEX

Variable Text: Are you...?

Variable Label: Q2 Sex

Value	Value Label
1=	Male
2=	Female
-100=	Valid skip

Question Number on Survey: Q3

Question Type: Single Select

Variable Name: SRSTAT

Variable Text: When you are performing your [PIPE using verbatim responses from SRELIG] duties, what is your status?

Variable Label: Q3 Duty status

Value	Value Label
1=	Active duty military
2=	Reserve
3=	National Guard
4=	Department of Defense (DoD) or Military Service/Department civilian employee
-100=	Valid skip

//HARD PROMPT: We would like your response to this question.//

//PROGRAMMING NOTE: Ask if SRSTAT=1 only.//

Question Number on Survey: Q4

Question Type: Single Select

Variable Name: SRSVCA

Variable Text: Of which Service are you a member?

Variable Label: Q4 Active service

Value	Value Label
1=	Army
2=	Navy
3=	Marine Corps
4=	Air Force
5=	Space Force
6=	Coast Guard
-100=	Valid Skip

//HARD PROMPT: We would like your response to this question.//

//PROGRAMMING NOTE: Ask if SRSTAT=2 or 3 only.//

Question Number on Survey: Q5

Question Type: Single Select

Variable Name: SRCOMP

Variable Text: Of which Reserve component are you a member?

Variable Label: Q5 Reserve component

Value	Value Label
1=	Army National Guard
2=	Army Reserve
3=	Navy Reserve
4=	Marine Corps Reserve
5=	Air National Guard
6=	Air Force Reserve
7=	Coast Guard Reserve
-100=	Valid Skip

//HARD PROMPT: We would like your response to this question.//

//PROGRAMMING NOTE: Ask if SRSTAT=4 only.//

Question Number on Survey: Q6

Question Type: Single Select

Variable Name: SRCIVSVC

Variable Text: For which Department of Defense (DoD) component do you work?

Variable Label: Q6 Civilian component

Value	Value Label
1=	Army
2=	Navy
3=	Marine Corps
4=	Air Force
5=	Space Force
6=	Coast Guard
7=	DoD Office, Agency, or Field Activity
8=	National Guard Military Dual Status Technician
9=	National Guard Non-Dual Status Technician
-100=	Valid Skip

//HARD PROMPT: We would like your response to this question.//

//PROGRAMMING NOTE: Ask if SRSTAT=1, 2, or 3 only.//

Question Number on Survey: Q7

Question Type: Single Select

Variable Name: SRMILPAY

Variable Text: What is your paygrade?

Variable Label: Q7 Active Reserve pay

Value	Value Label
1=	E-1
2=	E-2
3=	E-3
4=	E-4
5=	E-5
6=	E-6
7=	E-7
8=	E-8
9=	E-9
10=	WO-1
11=	CW-2
12=	CW-3
13=	CW-4

14=	CW-5
15=	O-1/O-1E
16=	O-2/O-2E
17=	O-3/O-3E
18=	O-4
19=	O-5
20=	O-6 or above
-99=	Refused
-100=	Valid Skip

//PROGRAMMING NOTE: Ask if SRSTAT=4 only.//

Question Number on Survey: Q8

Question Type: Single Select

Variable Name: SRCIVPAY

Variable Text: What is your paygrade?

Variable Label: Q8 Civilian pay

Value	Value Label
1=	GS 1–4
2=	GS 5–8
3=	GS 9–12
4=	GS/GM 13–15
5=	Highly Qualified Expert (HQE)
6=	Senior Executive Service (SES)/Senior Leader (SL)
7=	Non-Appropriated Fund (NAF)
8=	Other
-99=	Refused
-100=	Valid Skip

Question Number on Survey: Q9

Question Type: Multi Select

Variable Name: SRCURRCOMP

Variable Text: Which of the following Department of Defense (DoD) components are you currently serving? *Mark all that apply.*

Variable Label: Q9 Current DoD component served

Variable Name	Variable Text	Variable Label
SRCURRCOMPA	Army	Q9_1 Current DoD component served: Army
SRCURRCOMPB	Army National Guard	Q9_2 Current DoD component served: ARNG
SRCURRCOMPC	Army Reserve	Q9_3 Current DoD component served: Army Reserve
SRCURRCOMPD	Navy	Q9_4 Current DoD component served: Navy
SRCURRCOMPE	Navy Reserve	Q9_5 Current DoD component served: Navy Reserve

SRCURRCOMPF	Marine Corps	Q9_6 Current DoD component served: MC
SRCURRCOMPG	Marine Corps Reserve	Q9_7 Current DoD component served: MC Reserve
SRCURRCOMPH	Air Force	Q9_8 Current DoD component served: AF
SRCURRCOMPI	Air National Guard	Q9_9 Current DoD component served: ANG
SRCURRCOMPJ	Air Force Reserve	Q9_10 Current DoD component served: AFR
SRCURRCOMPK	Space Force	Q9_11 Current DoD component served: Space Force
SRCURRCOMPL	Coast Guard	Q9_12 Current DoD component served: Coast Guard
SRCURRCOMP M	Coast Guard Reserve	Q9_13 Current DoD component served: CGR

Value	Value Label
1=	Yes
0=	No
-100=	Valid skip

//PROGRAMMING NOTE: If all items in SRCURRCOMP A–SRCURRCOMP M=0, then computed variable SRCURRCOMP_RF=01.//

Variable Name	Variable Label
SRCURRCOMP_RF	Q9_RF Current DoD component served: Refused

Question Number on Survey: Q10

Question Type: Single Select

Variable Name: SRVLNGTH

Variable Text: How long have you served in the capacity of [PIPE using verbatim responses from SRELIG]?

Variable Label: Q10 Time served

Value	Value Label
1=	Less than 1 year
2=	1 to less than 2 years
3=	2 to less than 3 years
4=	3 to less than 4 years
5=	4 to less than 5 years
6=	5 or more years
-99=	Refused
-100=	Valid skip

Question Number on Survey: Q11

Question Type: Single Select

Variable Name: DUTIES**Variable Text:** Are your duties as a(n) **[PIPE using verbatim responses from SRELIG]**...?**Variable Label:** Q11 Duties responsibilities**//PROGRAMMING NOTE:** If SRSVCA=6 or SRCOMP=7 or SRCIVSVC=6, show response option 4 (Volunteer). Otherwise, only show response options 1, 2, 3.//

Value	Value Label
1=	Your sole duty
2=	Your primary duty, among multiple responsibilities
3=	A collateral duty
4=	Volunteer
-99=	Refused
-100=	Valid skip

Question Number on Survey: Q12**Question Type:** Single Select**Variable Name: DUTYLOC****Variable Text:** Which of the following best describes your military location/area of operation (e.g., ship, installation, base, post) where you perform your current **[PIPE using verbatim responses from SRELIG]** duties?**Variable Label:** Q12 Duty location

Value	Value Label
1=	Contiguous United States (CONUS)
2=	Outside the Contiguous United States (OCONUS)
3=	At sea
4=	Other
-99=	Refused
-100=	Valid skip

Question Number on Survey: Q13**Question Type:** Single Select**Variable Name: SAPRVOL****Variable Text:** Did you volunteer for your current role in **[PROGRAM_ACRO]**?**Variable Label:** Q13 Volunteer

Value	Value Label
1=	Yes
2=	No
-99=	Refused
-100=	Valid skip

Duties and Case Load**Question Number on Survey: Q14****Question Type:** Numeric**Variable Name: TOTSRVMIL****Variable Text:** In the past 12 months, what is the approximate number of military victims you have served in this role?

Variable Label: Q14 Total military served

Lower Limit: 0

Upper Limit: 999,999

military victims

Value	Value Label
-99	Refused
-100=	Valid skip

Question Number on Survey: Q15

Question Type: Single Select

Variable Name: DTYINTFRE

Variable Text: To what extent do other duties interfere with your duties as a(n) [PIPE using verbatim responses from SRELIG]?

Variable Label: Q15 Extent duties interfere

Value	Value Label
5=	Very large extent
4=	Large extent
3=	Moderate extent
2=	Small extent
1=	Not at all, this is my sole duty
-99=	Refused
-100=	Valid skip

Question Number on Survey: Q16

Question Type: Single Select Grid

Variable Name: TIMESPENT

Variable Text: In your role as [PIPE using verbatim responses from SRELIG], how often are you...? *Mark one answer for each item.*

Variable Label: Q16 TimeSpent

//PROGRAMMING NOTE:

Ask TIMESPENTA, B, C, D, F, G, H, I, L, M, N if SRELIG=1, 2, or 3 only.

Ask TIMESPENTQ–U if SRELIG=4 only.

Ask TIMESPENTE, J, K, O, P if SRELIG=1, 2, 3, or 4.//

Variable Name	Variable Text	Variable Label
TIMESPENTA	Attending training	Q16A TimeSpent: Attending training
TIMESPENTB	Facilitating annual training	Q16B TimeSpent: Annual training
TIMESPENTC	Facilitating other training	Q16C TimeSpent: Other training
TIMESPENTD	Communicating and coordinating activities within my [PROGRAM_ACRO] workgroup and/or on a Community Action Board	Q16D TimeSpent: CAB
TIMESPENTE	Providing direct victim assistance services related to sexual assault	Q16E TimeSpent: Direct assistance

TIMESPENTF	Performing sexual assault prevention tasks	Q16F TimeSpent: Prevention
TIMESPENTG	Conducting inspections	Q16G TimeSpent: Inspections
TIMESPENTH	Developing [PROGRAM_ACRO] -related training activities and programs	Q16H TimeSpent: Developing trainings
TIMESPENTI	Doing outreach activities, such as posting and widely disseminating information about resources available to report and respond to sexual assault, such as the SAFE Helpline	Q16I TimeSpent: Outreach
TIMESPENTJ	Providing technical assistance to commanders in my role as a subject matter expert about sexual assault	Q16J TimeSpent: SME
TIMESPENTK	Identifying additional resources to assist victims	Q16K TimeSpent: Additional resources
TIMESPENTL	Providing victim services not related to sexual assault (e.g., stalking, intimate partner violence, family advocacy, human trafficking, sexual harassment)	Q16L TimeSpent: Not SA
TIMESPENTM	Entering data into the Defense Sexual Assault Incident Database (DSAID)	Q16M TimeSpent: DSAID
TIMESPENTN	Searching for [PROGRAM_ACRO] tasks to fill your time	Q16N TimeSpent: Searching for tasks
TIMESPENTO	Taking time for self-care (e.g., meditating, taking breaks)	Q16O TimeSpent: Self-care
TIMESPENTP	Performing military duties unrelated to your role as a [PIPE using verbatim responses from SRELIG]	Q16P TimeSpent: Other military duty
TIMESPENTQ	Having one-on-one conversations with victims, including phone calls	Q16Q TimeSpent: One-on-one
TIMESPENTR	Preparing for the [CMG_CIT]	Q16R TimeSpent: CMG
TIMESPENTS	Attending Sexual Assault Forensic Exams (SAFEs)	Q16S TimeSpent: SAFEs
TIMESPENTT	Coordinating with Military Criminal Investigation Organizations (MCIOs)	Q16T TimeSpent: MCIOs
TIMESPENTU	Working with legal partners	Q16U TimeSpent: Legal

Value	Value Label
5=	Very often
4=	Often
3=	Sometimes
2=	Rarely
1=	Never
-99=	Refused

-100=	Valid skip
-------	------------

//PROGRAMMING NOTE: Ask if TIMESPENTE=2, 3, 4, or 5.

Question Number on Survey: Q17

Question Type: Slider

Variable Name: AFTERHOURA

Variable Text: What is the approximate percentage of time you provide direct victim assistance services after duty hours?

Variable Label: Q17 After Hours assistance

// PROGRAMMING NOTE: PERCENTAGE SELECTED SHOULD POP UP AT EACH INCREMENT OF 10 WHEN DRAGGING THE SLIDER. //

Value	Value Label
1=	0%
2=	10%
3=	20%
4=	30%
5=	40%
6=	50%
7=	60%
8=	70%
9=	80%
10=	90%
11=	100%
-99=	Refused
-100=	Valid skip

//SOFT PROMPT: We would like your response to this question.//

//PROGRAMMING NOTE: Ask if TIMESPENTE=2, 3, 4, or 5.

Question Number on Survey: Q18

Question Type: Slider

Variable Name: AFTERHOURB

Variable Text: What is the approximate percentage of time you have one-on-one conversations with victims after duty hours?

Variable Label: Q18 After Hours one-on-one

//PROGRAMMING NOTE: PERCENTAGE SELECTED SHOULD POP UP AT EACH INCREMENT OF 10 WHEN DRAGGING THE SLIDER. //

Value	Value Label
1=	0%
2=	10%
3=	20%
4=	30%
5=	40%
6=	50%

7=	60%
8=	70%
9=	80%
10=	90%
11=	100%
-99=	Refused
-100=	Valid skip

//SOFT PROMPT: We would like your response to this question.//

Question Number on Survey: Q19

Question Type: Single Select Grid

Variable Name: DUTYINFO

Variable Text: To what extent do you feel...? *Mark one answer for each item.*

Variable Label: Q19 Duties

Variable Name	Variable Text	Variable Label
DUTYINFOA	Your [PROGRAM_ACRO] duties are clearly communicated to you	Q19A Duties: Clear communication
DUTYINFOB	There's enough time to adequately perform your [PROGRAM_ACRO] duties	Q19B Duties: Enough time
DUTYINFOC	There's enough money to adequately perform your [PROGRAM_ACRO] duties	Q19C Duties: Enough money
DUTYINFOD	There's enough manpower to adequately perform your [PROGRAM_ACRO] duties	Q19D Duties: Enough manpower

Value	Value Label
5=	Very large extent
4=	Large extent
3=	Moderate extent
2=	Small extent
1=	Not at all
-99=	Refused
-100=	Valid skip

Question Number on Survey: Q20

Question Type: Single Select Grid

Variable Name: WORKSAT

Variable Text: To what extent do you agree or disagree with the following statements about the [PROGRAM_ACRO] work you do at your workplace? *Mark one answer for each item.*

Variable Label: Q20 Work satisfaction

Variable	Variable Text	Variable Label
----------	---------------	----------------

Name		
WORKSATA	Your work provides you with a sense of pride	Q20A Work satisfaction: pride
WORKSATB	Your work makes good use of your skills	Q20B Work satisfaction: skill use
WORKSATC	You like the kind of work you do	Q20C Work satisfaction: like the work
WORKSATD	Your job gives you the chance to acquire valuable skills	Q20D Work satisfaction: acquire skills
WORKSATE	Your present assignment is good for your career	Q20E Work satisfaction: current assignment
WORKSATF	You are satisfied with your job as a whole	Q20F Work satisfaction: overall

Value	Value Label
5=	Strongly agree
4=	Agree
3=	Neither agree nor disagree
2=	Disagree
1=	Strongly disagree
-99=	Refused
-100=	Valid skip

Question Number on Survey: Q21**Question Type:** Single Select Grid**Variable Name:** WORKEFF**Variable Text:** To what extent do you agree or disagree with the following statements about the effectiveness of your Sexual Assault Response workgroup? *Mark one answer for each item.***Variable Label:** Q21 Workgroup Effectiveness

Variable Name	Variable Text	Variable Label
WORKEFFA	The amount of output in my response workgroup is very high	Q21A Workgroup Effectiveness: output quantity
WORKEFFB	The quality of the output of my response workgroup is very high	Q21B Workgroup Effectiveness: output quality
WORKEFFC	When high-priority work arises, such as short suspenses, crash programs (e.g., crash reports, short fuse requests, hot taskers), and schedule changes, the people in my response workgroup do an outstanding job in handling these situations	Q21C Workgroup Effectiveness: prioritization
WORKEFFD	My response workgroup always gets maximum output from available resources like personnel and materials	Q21D Workgroup Effectiveness: maximum output

WORKEFFE	My response workgroup's performance in comparison to similar workgroups is very high	Q21E Workgroup Effectiveness: performance
----------	--------------------------------------------------------------------------------------	-------------------------------------------

Value	Value Label
5=	Strongly agree
4=	Agree
3=	Neither agree nor disagree
2=	Disagree
1=	Strongly disagree
-99=	Refused
-100=	Valid skip

Question Number on Survey: Q22**Question Type:** Single Select Grid**Variable Name:** PREVCOMP**Variable Text:** To what extent are you confident in your ability to...? *Mark one answer for each item.***Variable Label:** Q22 Prevention competencies

Variable Name	Variable Text	Variable Label
PREVCOMPA	Describe and explain sexual assault as a major public health problem.	Q22A Prevention competencies: public health
PREVCOMPB	Access, interpret, use and present sexual assault data.	Q22B Prevention competencies: data
PREVCOMPC	Design, tailor, and implement sexual assault prevention activities.	Q22C Prevention competencies: design
PREVCOMPD	Evaluate sexual assault prevention activities.	Q22D Prevention competencies: evaluate
PREVCOMPE	Build and manage sexual assault prevention programs.	Q22E Prevention competencies: build
PREVCOMPF	Disseminate information related to sexual assault prevention to Service members, other military and civilian professionals, key policy makers, and military leaders up the chain of command through diverse communication networks.	Q22F Prevention competencies: disseminate
PREVCOMPG	Foster change related to sexual assault prevention through policy, enforcement, advocacy, and education.	Q22G Prevention competencies: foster change
PREVCOMPH	Maintain and further develop competency as a sexual assault prevention professional.	Q22H Prevention competencies: develop

Value	Value Label
-------	-------------

5=	Very confident
4=	Confident
3=	Neither confident nor unconfident
2=	Unconfident
1=	Very unconfident
-99=	Refused
-100=	Valid skip

Question Number on Survey: Q23**Question Type:** Single Select Grid**Variable Name:** TRAINTIME**Variable Text:** In the past 12 months, how much time have you devoted to teaching sexual assault prevention in the following trainings?**Variable Label:** Q23 Training time

Variable Name	Variable Text	Variable Label
TRAINTIMEA	Mandatory training (provided to the units)	Q23A Training time: mandatory
TRAINTIMEB	Outreach activities (e.g., Sexual Assault Awareness and Prevention Month [SAAPM], Community relations, or similar events)	Q23B Training time: outreach
TRAINTIMEC	Deployment training	Q23C Training time: deployment
TRAINTIMED	Facilitated discussion groups	Q23D Training time: discussion
TRAINTIMEE	Other	Q23E Training time: other

Value	Value Label
4=	More than 50% of the training time
3=	25-50% of the training time
2=	Less than 25% of the training time
1=	None of the training time
-99=	Refused
-100=	Valid skip

Question Number on Survey: Q24**Question Type:** Single Select Grid**Variable Name:** PREVELEM**Variable Text:** When conducting trainings (e.g., SAPR GMT, annual training), were you able to cover the following prevention elements?**Variable Label:** Q24 Prevention elements

Variable Name	Variable Text	Variable Label
PREVELEMA	Develop skills for health and safe interpersonal interactions (e.g., empathy; expectations for caring,	Q24A Prevention elements: Skills

	respectful, and non-violent behaviors; sexual communication; consensual sexual behaviors; sexual respect).	
PREVELEMB	Establish and maintain healthy command climates (e.g., reinforce norms that counter sexual assault, enforce harassment policies, implement bystander approaches).	Q24B Prevention elements: Climates
PREVELEMC	Reduce harm and mitigate risk of sexual assault and behaviors on the continuum of harm (e.g., encourage help-seeking and reporting, enforce policies preventing retaliation).	Q24C Prevention elements: Harm and Risk

Value	Value Label
1=	Not covered
2=	Partially covered
3=	Fully covered
-99=	Refused
-100=	Valid skip

Question Number on Survey: Q25**Question Type:** Single Select Grid**Variable Name:** COMMPREV**Variable Text:** In the past 12 months, how frequently have commanders you support participated in the following events that emphasized sexual assault prevention?**Variable Label:** Q25 Commander prevention

Variable Name	Variable Text	Variable Label
COMMPREVA	Town Hall meetings	Q25A Commander prevention: town hall
COMMPREVB	Outreach activities (e.g., Sexual Assault Awareness and Prevention Month [SAAPM], Community relations, or similar events)	Q25B Commander prevention: outreach
COMMPREVC	Commanders' calls (e.g., All Hands Call)	Q25C Commander prevention: calls
COMMPREVD	Commander's sections in base newspapers or the base cable channel	Q25D Commander prevention: media
COMMPREVE	Other	Q25E Commander prevention: other

Value	Value Label
5=	Very often
4=	Often
3=	Sometimes

2=	Rarely
1=	Never
-99=	Refused
-100=	Valid skip

//PROGRAMMING NOTE: Ask if SRSVCA≠6 or SRCOMP≠7 or SRCIVSVC≠6.//

Question Number on Survey: Q26

Question Type: Single Select Grid

Variable Name: PREVRESI

Variable Text: In the past 12 months, how often have you faced the following barriers or challenges in implementing the elements of the DoD prevention approach?

Variable Label: Q Prevention Resistance

Variable Name	Variable Text	Variable Label
PREVRESIA	Commander resistance	Q26A Prevention resistance: commanders
PREVRESIB	Leadership other than commander resistance	Q26B Prevention resistance: leadership
PREVRESIC	Lack of funds	Q26C Prevention resistance: funds
PREVRESID	Lack of personnel	Q26D Prevention resistance: personnel
PREVRESIE	Lack of time	Q26E Prevention resistance: time
PREVRESIF	Lack of clear guidance on implementation	Q26F Prevention resistance: guidance
PREVRESIG	No community resources available	Q26G Prevention resistance: community
PREVRESIH	Not enough continuing education opportunities to enhance prevention activities	Q26H Prevention resistance: education

Value	Value Label
5=	Very often
4=	Often
3=	Sometimes
2=	Rarely
1=	Never
-99=	Refused
-100=	Valid skip

Question Number on Survey: Q27

Question Type: Single Select Grid

Variable Name: CMNDSUPP

Variable Text: To what extent do you agree or disagree with the following statements? *Mark one answer for each item.*

Variable Label: Q27 Agree command support

//Ask CMNDSUPPA if SRELIG=1, 2, or 3 only.//

Variable Name	Variable Text	Variable Label
CMNDSUPPA	I am recognized by local commanders as a subject matter expert for issues related to sexual assault response (policy/program matters, victim care coordination, training, etc.).	Q27A Agree command support: Go-to person for SA issues
CMNDSUPPB	I am recognized by local commanders as a subject matter expert for <u>legal</u> issues related to sexual assault (policy/program matters, victim care coordination, training, etc.).	Q27B Agree command support: Go-to person for legal issues
CMNDSUPPC	I have direct and unimpeded access to local commanders.	Q27C Agree command support: Access to local commanders
CMNDSUPPD	Local commanders support me fully.	Q27D Agree command support: Local command support
CMNDSUPPE	Local commanders perceive my role as important.	Q27E Agree command support: Local commanders perceive
CMNDSUPPF	Local commanders feel comfortable speaking to victims on [PROGRAM ACRO] -related issues.	Q27F Agree command support: Local commanders comfortable speaking to victims
CMNDSUPPG	Local commanders feel comfortable speaking about [PROGRAM ACRO] -related issues in general.	Q27G Agree command support: Local commanders comfortable SAPR issues
CMNDSUPPH	I provide updates to senior commanders at least monthly.	Q27H Agree command support: Update senior command
CMNDSUPPI	My headquarters office supports my needs.	Q27I Agree command support: Headquarters office support
CMNDSUPPJ	I have confidence that if I advocate for a victim, or victim focused process, that I would be supported by my commander.	Q27J Agree command support: Advocate victim support
CMNDSUPPK	The [PROGRAM ACRO] program is supported by my commander.	Q27K Agree command support: Program support
CMNDSUPPL	[PROGRAM ACRO] Training is prioritized at the command level.	Q27L Agree command support: SAPR training
CMNDSUPPM	I am welcomed and shown professional respect when meeting new commanders.	Q27M Agree command support: New commanders
CMNDSUPPN	I am treated as an important member of the team when starting new programs.	Q27N Agree command support: important team member

Value	Value Label
5=	Strongly agree

4=	Agree
3=	Neither agree nor disagree
2=	Disagree
1=	Strongly disagree
-99=	Refused
-100=	Valid skip

Question Number on Survey: Q28**Question Type:** Single Select**Variable Name:** VICCOMM**Variable Text:** How often do you directly communicate with the commanders of victims of sexual assault as part of your victim assistance duties?**Variable Label:** Q28 Victim commanders

Value	Value Label
5=	Very often
4=	Often
3=	Sometimes
2=	Rarely
1=	Never
-99=	Refused
-100=	Valid skip

Question Number on Survey: Q29**Question Type:** Single Select**Variable Name:** PERCOMM**Variable Text:** How often do you directly communicate with commanders of alleged perpetrators of sexual assault as part of your victim assistance duties?**Variable Label:** Q29 Perpetrator commanders

Value	Value Label
5=	Very often
4=	Often
3=	Sometimes
2=	Rarely
1=	Never
-99=	Refused
-100=	Valid skip

Resources, Tools, and Support

//PROGRAMMING NOTE: Ask if SRELIG=1, 2, or 3 only.//

Question Number on Survey: Q30**Question Type:** Single Select Grid**Variable Name:** SAPRRSRC**Variable Text:** To what extent has your local [PROGRAM] program been provided the following resources? *Mark one for each item.***Variable Label:** Q30 SAPR resources

Variable Name	Variable Text	Variable Label
SAPRRSRCA	Clothing for victims	Q30A SAPR resources: Clothing for victims
SAPRRSRCB	Transportation for victims	Q30B SAPR resources: Transportation
SAPRRSRCC	Administrative support	Q30C SAPR resources: Admin support
SAPRRSRCD	Safe space to meet with victims	Q30D SAPR resources: Safe space to meet with victims
SAPRRSRCE	Private space to meet with victims	Q30E SAPR resources: Private space to meet with victims
SAPRRSRCF	Reach-back support (i.e., get help/advice dealing with a case)	Q30F SAPR resources: Reach back support
SAPRRSRCG	Communication devices (e.g., government-provided mobile phone)	Q30G SAPR resources: Communication devices
SAPRRSRCH	Computer	Q30H SAPR resources: Computer
SAPRRSRCI	Ability to meet with victims virtually	Q30I SAPR resources: Remote meetings

Value	Value Label
5=	Very large extent
4=	Large extent
3=	Moderate extent
2=	Small extent
1=	Not at all
-98=	Not applicable
-99=	Refused
-100=	Valid Skip

Question Number on Survey: Q31**Question Type:** Single Select Grid**Variable Name:** COLLCOMM**Variable Text:** In the past 12 months, how frequently have you collaborated with the following community resources at your military location/area of operation? *Mark one for each item.***Variable Label:** Q31 Community collaboration

Variable Name	Variable Text	Variable Label
COLLCOMMA	Local rape crisis center	Q31A Community collaboration: Local rape crisis center
COLLCOMMB	Local civilian police	Q31B Community collaboration: Local civilian police
COLLCOMMC	Local domestic violence shelter	Q31C Community collaboration: Local domestic violence shelter
COLLCOMMD	Local civilian health agencies	Q31D Community collaboration: Local civilian health agencies

COLLCOMME	On-base alcohol and drug abuse prevention programs	Q31E Community collaboration: On-base alcohol and drug abuse prevention programs
COLLCOMMF	Military Equal Opportunity Program	Q31F Community collaboration: Military Equal Opportunity Program
COLLCOMMG	On-base Family Advocacy Program (FAP)	Q31G Community collaboration: On-base FAP
COLLCOMMH	On-base police	Q31H Community collaboration: On-base police
COLLCOMMI	Veterans Affairs (VA) Military Sexual Trauma (MST) Coordinator	Q31I Community resource collaboration: VA MST
COLLCOMMJ	SAPR Connect	Q31J Community collaboration: SAPR Connect

Value	Value Label
5=	Very often
4=	Often
3=	Sometimes
2=	Rarely
1=	Never
-99=	Refused
-100=	Valid skip

Question Number on Survey: Q32**Question Type:** Multi Select**Variable Name:** REFERRSRC**Variable Text:** In the past 12 months, I have made referrals to the following resources: *Mark all that apply.***Variable Label:** Q32 Referral

Variable Name	Variable Text	Variable Label
REFERRSRCA	Local rape crisis center	Q32_1 Referral: Local rape crisis center
REFERRSRCB	Local civilian police	Q32_2 Referral: Local civilian police
REFERRSRCC	Local domestic violence shelter	Q32_3 Referral: Local domestic violence shelter
REFERRSRCD	Local civilian medical health agencies	Q32_4 Referral: Civ medical health
REFERRSRCE	Military medical health agencies	Q32_5 Referral: Mil medical health
REFERRSRCF	On-base alcohol and drug abuse prevention programs	Q32_6 Referral: On-base alcohol and drug abuse prevention programs
REFERRSRCG	Military Equal Opportunity Program	Q32_7 Referral: MEO Program
REFERRSRCH	On-base Family Advocacy Program (FAP)	Q32_8 Referral: On-base FAP
REFERRSRCI	On-base police	Q32_9 Referral: On-base police
REFERRSRCJ	Safe Helpline (SHL)	Q32_10 Referral: Safe Helpline (SHL)

REFERRSRCK	Group counseling	Q32_11 Referral: Group counseling
REFERRSRCL	Safe HelpRoom	Q32_12 Referral: Safe HelpRoom
REFERRSRCM	SAPR Source	Q32_13 Referral: SAPR Source
REFERRSRCN	Peer-to-peer chat capability	Q32_14 Referral: P2P chat
REFERRSRCO	SafeCare mobile app	Q32_15 Referral: SafeCare mobile
REFERRSRCP	Civilian mental health clinic	Q32_16 Referral: Civ mental health
REFERRSRCQ	Military mental health clinic	Q32_17 Referral: Mil mental health

Value	Value Label
1=	Yes
0=	No
-100=	Valid skip

//PROGRAMMING NOTE: If all items in REFERRSRCA–REFERRSRCQ=0, then computed variable REFERRSRC_RF=01.//

Variable Name	Variable Label
REFERRSRC_RF	Q32_RF Referral: Refused

Question Number on Survey: Q33

Question Type: Single Select Grid

Variable Name: VICTRELAT

Variable Text: As it relates to victim care, to what extent do you feel you receive the appropriate support from the following personnel? *Mark one for each item.*

Variable Label: Q33 SAPR personnel resource

//PROGRAMMING NOTE:

Ask VICTRELATA if SRELIG=1, 2, or 3 only.

Ask VICTRELATB if SRELIG=1 or 4 only.

Ask VICTRELATC if SRELIG=2, 3, or 4 only.

Ask VICTRELATG if SRSVCA=4 only.//

Variable Name	Variable Text	Variable Label
VICTRELATA	Special Victims' Counsel/Victims' Legal Counsel (SVC/VLC)	Q33A SAPR personnel resource: SVC/VLC
VICTRELATB	Victim Advocate (VA)	Q33B SAPR personnel resource: VA
VICTRELATC	Sexual Assault Response Coordinator (SARC)	Q33C SAPR personnel resource: SARC
VICTRELATD	Military Criminal Investigative Organization (MCIO)	Q33D SAPR personnel resource: MCIO
VICTRELATE	Family Advocacy Program (FAP)	Q33E SAPR personnel resource: FAP
VICTRELATF	Equal Employment Opportunity (EEO) Office	Q33F SAPR personnel resource: EEO Office
VICTRELATG	Equal Opportunity Advisors (EOAs)	Q33G SAPR personnel resource: EOAs
VICTRELATH	Prevention Specialist	Q33H SAPR personnel resource: Prevention

VICTRELATI	Victim Witness Liaison	Q33I SAPR personnel resource: Victim Witness
VICTRELATJ	Medical professionals	Q33J SAPR personnel resource: Medical
VICTRELATK	Mental health professionals	Q33K SAPR personnel resource: Mental
VICTRELATL	Chaplains/Chaplain staff	Q33L SAPR personnel resource: Chaplain staff

Value	Value Label
5=	Very large extent
4=	Large extent
3=	Moderate extent
2=	Small extent
1=	Not at all
-99=	Refused
-100=	Valid skip

Question Number on Survey: Q34**Question Type:** Single Select**Variable Name:** DODSHL**Variable Text:** Are you familiar with the DoD Safe Helpline (SHL)?**Variable Label:** Q34 Familiar DOD SHL

Value	Value Label
1=	Yes
0=	No
-99=	Refused
-100=	Valid skip

//PROGRAMMING NOTE: Ask if DODSHL = 1 only.//**Question Number on Survey: Q35****Question Type:** Single Select Grid**Variable Name:** DODSHLEXT**Variable Text:** With regard to the DoD Safe Helpline (SHL), to what extent do...? *Mark one for each item.***Variable Label:** Q35 DoD SHL extent

Variable Name	Variable Text	Variable Label
DODSHLEXTA	You educate leaders on the use of the DoD SHL	Q35A DoD SHL extent: Leader use
DODSHLEXTB	Leaders promote the use of the DoD SHL within their units	Q35B DoD SHL extent: Promote SHL
DODSHLEXTC	You use outreach materials, such as posters, brochures, and magnets, to promote the use of the DoD SHL	Q35C DoD SHL extent: Outreach

DODSHLEXTD	You use the DoD SHL at your military location/area of operation	Q35D DoD SHL extent: Use SHL
DODSHLEXTE	You use the DoD SHL educational program	Q35E DoD SHL extent: SHL education

Value	Value Label
5=	Very large extent
4=	Large extent
3=	Moderate extent
2=	Small extent
1=	Not at all
-99=	Refused
-100=	Valid Skip

Question Number on Survey: Q36**Question Type:** Single Select**Variable Name:** GRPCOUNSEL**Variable Text:** Are group counseling resources available for victims of sexual assault at your location?**Variable Label:** Q36 Group counseling at location

Value	Value Label
1=	Yes
0=	No
-99=	Refused
-100=	Valid skip

Question Number on Survey: Q37**Question Type:** Single Select**Variable Name:** DODSHR**Variable Text:** Are you familiar with Safe HelpRoom?**Variable Label:** Q37 DoD Safe HelpRoom use

Value	Value Label
1=	Yes
0=	No
-99=	Refused
-100=	Valid skip

Question Number on Survey: Q38**Question Type:** Single Select Grid**Variable Name:** INITTRN**Variable Text:** To what extent did your initial training for your role as [PIPE using verbatim responses from SRELIG] prepare you for...?**Variable Label:** Q38 Initial training

Variable Name	Variable Text	Variable Label
INITTRNA	Having structured conversations with victims	Q38A Initial training: Victim

		contact
INITTRNB	Helping victims through the court-martial process	Q38B Initial training: Court martial
INITTRNC	Serving men who have experienced sexual assault	Q38C Initial training: Men

Value	Value Label
5=	Very large extent
4=	Large extent
3=	Moderate extent
2=	Small extent
1=	Not at all
-99=	Refused
-100=	Valid skip

//PROGRAMMING NOTE: Ask if SRELIG=1, 2, or 3 only.//

Question Number on Survey: Q39

Question Type: Single Select

Variable Name: DSAIDUSE

Variable Text: Do you use the Defense Sexual Assault Incident Database (DSAID) as part of your routine job duties?

Variable Label: Q39 DSAID use in job duties

Value	Value Label
1=	Yes
0=	No
-99=	Refused
-100=	Valid skip

//PROGRAMMING NOTE: Ask if DSAIDEUSE=1 only.//

Question Number on Survey: Q40

Question Type: Single Select Grid

Variable Name: DSAIDEXT

Variable Text: To what extent do you use the Defense Sexual Assault Incident Database (DSAID) for...? *Mark one answer for each item.*

Variable Label: Q37 DSAID extent

Variable Name	Variable Text	Variable Label
DSAIDEXTA	Tracking cases for reporting purposes	Q40A DSAID extent: Track cases
DSAIDEXTB	Tracking victims' service referrals	Q40B DSAID extent: Organize data
DSAIDEXTC	Case management activities	Q40C DSAID extent: Case management
DSAIDEXTD	Tracking victims' locations	Q40D DSAID extent: Track victims

DSAIDEXTE	Records management	Q40E DSAID extent: Record management
DSAIDEXTF	Manpower (e.g., counting hours, contacts)	Q40F DSAID extent: Manpower
DSAIDEXTG	Reporting out data on cases to leadership	Q40G DSAID extent: Leadership

Value	Value Label
5=	Very large extent
4=	Large extent
3=	Moderate extent
2=	Small extent
1=	Not at all
-99=	Refused
-100=	Valid Skip

//PROGRAMMING NOTE: Ask if DSAIDEUSE=1 only.//

Question Number on Survey: Q41

Question Type: Open End Essay

Variable Name: DSAIDTRN

Variable Text: What, if anything, is missing from your current Defense Sexual Assault Incident Database (DSAID) training? *Please do not enter personally identifiable information (for example, names, addresses).*

Variable Label: Q41 DSAID missing from training

Lower Limit: 0

Upper Limit:

1500

Value	Value Label
-99=	Refused
-100	Valid Skip

//SOFT PROMPT: We would like your response to this question.//

//PROGRAMMING NOTE: Ask if DSAIDEUSE=1 only.//

Question Number on Survey: Q42

Question Type: Open End Essay

Variable Name: DSAIDCAP

Variable Text: Which additional capabilities would you like the Defense Sexual Assault Incident Database (DSAID) to have? *Please do not enter personally identifiable information (for example, names, addresses).*

Variable Label: Q42DSAID additional capabilities

Lower Limit: 0

Upper Limit: 1500

--

Value	Value Label
-99=	Refused
-100	Valid Skip

//SOFT PROMPT: We would like your response to this question.//

//PROGRAMMING NOTE: Ask if SRSVCA≠6 or SRCOMP≠7 or SRCIVSVC≠6.//

Question Number on Survey: Q43

Question Type: Single Select Grid

Variable Name: DSAACPEXT

Variable Text: To what extent has the DoD Sexual Assault Advocate Certification Program (D-SAACP)...? *Mark one answer for each item.*

Variable Label: Q43 DSAACP victim use extent

Variable Name	Variable Text	Variable Label
DSAACPEXTA	Enhanced your skills in working with victims	Q43A DSAACP extent: Work with victims
DSAACPEXTB	Standardized the delivery of victim assistance	Q43B DSAACP extent: Victim assistance standards

Value	Value Label
5=	Very large extent
4=	Large extent
3=	Moderate extent
2=	Small extent
1=	Not at all
-99=	Refused
-100=	Valid Skip

//PROGRAMMING NOTE: Ask if SRSVCA≠6 or SRCOMP≠7 or SRCIVSVC≠6.//

Question Number on Survey: Q44

Question Type: Open End Essay

Variable Name: DSAACPREC

Variable Text: What recommendations do you have for the DoD Sexual Assault Advocate Certification Program (D-SAACP) to improve the quality of direct response to victims? *Please do not enter personally identifiable information (for example, names, addresses).*

Variable Label: Q44 DSAACP recommendations for improvements

Lower Limit: 0

Upper Limit: 1500

--

Value	Value Label
-99=	Refused
-100	Valid Skip

//SOFT PROMPT: We would like your response to this question.//

//PROGRAMMING NOTE: Ask if SRELIG=1, 2, or 3 only.//

Question Number on Survey: Q45

Question Type: Multi Select

Variable Name: CECIVTRN

Variable Text: Do you use the following resources to meet your continuing education credit requirement? *Mark all that apply.*

Variable Label: Q45 training continuing education

Variable Name	Variable Text	Variable Label
CECIVTRNA	DoD SAPRO Programs	Q45_1 training continuing education: SAPRO
CECIVTRNB	Service [PROGRAM_ACRO] Programs	Q45_2 training continuing education: Services
CECIVTRNC	Non-Military provided continuing education or training	Q45_3 training continuing education: civilians

Value	Value Label
1=	Yes
0=	No
-100=	Valid skip

//PROGRAMMING NOTE: If all items in CECIVTRNA–CECIVTRNC=0, then computed variable CECIVTRN_RF=01.//

Variable Name	Variable Label
CECIVTRN_RF	Q45_RF Referral: Refused

//PROGRAMMING NOTE: Ask if SRSVCA≠6 or SRCOMP≠7 or SRCIVSVC≠6.//

Question Number on Survey: Q46

Question Type: Single Select

Variable Name: CECOCDSAACP

Variable Text: Does your chain of command support your requests to gain the required hours of continuing education training throughout the two years of your DoD Sexual Assault Advocate Certification Program (D-SAACP) certification?

Variable Label: Q46 Chain of command support DSAACP continuing education

Value	Value Label
-------	-------------

1=	Yes
0=	No
-99=	Refused
-100	Valid Skip

//PROGRAMMING NOTE: Ask if SRSVCA≠6 or SRCOMP≠7 or SRCIVSVC≠6.//

Question Number on Survey: Q47

Question Type: Single Select

Variable Name: DSAACPNXTLVL

Variable Text: Do you plan to pursue certification for the next level of your DoD Sexual Assault Advocate Certification Program (D-SAACP) certification?

Variable Label: Q47 DSAACP pursue next level

Value	Value Label
1=	Yes
0=	No
-99=	Refused
-100	Valid Skip

//PROGRAMMING NOTE: Ask if DSAACPNXTLVL=1 only.//

Question Number on Survey: Q48

Question Type: Single Select

Variable Name: DSAACPMOTIVE

Variable Text: How would you describe your motivation to move to the next level of your DoD Sexual Assault Certification Program (D-SAACP) certification?

Variable Label: Q48 DSAACP motivation for next level

Value	Value Label
4=	Very motivated
3=	Motivated
2=	Somewhat motivated
1=	Not at all motivated
-99=	Refused
-100	Valid Skip

//PROGRAMMING NOTE: Ask if DSAACPNXTLVL=1 only.//

Question Number on Survey: Q49

Question Type: Single Select

Variable Name: DSAACPBARR

Variable Text: Are there any barriers to moving to the next level of your DoD Sexual Assault Advocate Certification Program (D-SAACP) certification?

Variable Label: Q49 DSAACP barriers to next level

Value	Value Label
1=	Yes
0=	No
-99=	Refused
-100	Valid Skip

//PROGRAMMING NOTE: Ask if DSAACPBARR=1 only.//

Question Number on Survey: Q50

Question Type: Open End Essay

Variable Name: DSAACPBARRSP

Variable Text: What are the barriers to moving to the next level of your DoD Sexual Assault Advocate Certification Program (D-SAACP) certification? *Please do not enter personally identifiable information (for example, names, addresses).*

Variable Label: Q50 DSAACP barriers specify

Lower Limit: 0

Upper Limit: 1500

--

Value	Value Label
-99=	Refused
-100	Valid Skip

//SOFT PROMPT: We would like your response to this question.//

//PROGRAMMING NOTE: Ask if SRELIG=1, 2, OR 3 only.//

Question Number on Survey: Q51

Question Type: Single Select Grid

Variable Name: SVCVLCEXT

Variable Text: With regard to Special Victims' Counsels (SVC)/Victims' Legal Counsels (VLC), to what extent...? *Mark one answer for each item.*

Variable Label: Q51 SVC VLC extent

Variable Name	Variable Text	Variable Label
SVCVLCEXTA	Do you understand the role of SVCs/VLCs	Q51A SVC VLC extent: Role
SVCVLCEXTB	Have you interacted with an SVC/VLC on a case in the past 12 months	Q51B SVC VLC extent: Interact
SVCVLCEXTC	Do SVCs/VLCs provide <u>in-person</u> services to victims at your military location/area of operation	Q51C SVC VLC extent: Services
SVCVLCEXTD	Do SVCs/VLCs provide <u>virtual</u> services to victims at your military location/area of operation	Q51C SVC VLC extent: Virtual
SVCVLCEXTE	Do SVCs/VLCs help you understand legal issues	Q51E SVC VLC extent: Legal

Value	Value Label
5=	Very large extent
4=	Large extent
3=	Moderate extent
2=	Small extent
1=	Not at all
-99=	Refused

-100=	Valid Skip
-------	------------

Question Number on Survey: Q52**Question Type:** Single Select**Variable Name:** RETALTRN**Variable Text:** Have you received training on how to handle retaliation against victims?**Variable Label:** Q52 Retaliation training

Value	Value Label
1=	Yes
0=	No
2=	I do not know
-99=	Refused
-100=	Valid skip

Question Number on Survey: Q53**Question Type:** Single Select**Variable Name:** RETALPREP**Variable Text:** To what extent do you feel prepared to deal with victim retaliation issues?**Variable Label:** Q53 Prepared to deal with victim retaliation

Value	Value Label
5=	Very large extent
4=	Large extent
3=	Moderate extent
2=	Small extent
1=	Not at all
-99=	Refused
-100=	Valid skip

**//PROGRAMMING NOTE: Ask if
RETALPREP=3, 4, or 5 only.//**

Question Number on Survey: Q54**Question Type:** Multi Select**Variable Name:** PREPFACT**Variable Text:** What factors contribute most to feeling prepared to deal with victim retaliation?*Mark all that apply.***Variable Label:** Q54 Factors prepared

Variable Name	Variable Text	Variable Label
PREPFACTA	Training	Q54_1 Factors prepared: Training
PREPFACTB	Resources	Q54_2 Factors prepared: Resources
PREPFACTC	Your team	Q54_3 Factors prepared: Team
PREPFACTD	Experience	Q54_4 Factors prepared: Exp

Value	Value Label
1=	Yes
0=	No
-100=	Valid skip

//PROGRAMMING NOTE: If all items in PREPFACTA–PREPFACTD=0, then computed variable PREPFACT_RF=01.//

Variable Name	Variable Label
PREPFACT_RF	Q54_RF Factors prepared: Refused

//PROGRAMMING NOTE: Ask if RETALPREP=1 or 2 only.//

Question Number on Survey: Q55

Question Type: Multi Select

Variable Name: UNPREPFACT

Variable Text: What factors contribute most to feeling unprepared to deal with victim retaliation? *Mark all that apply.*

Variable Label: Q55 Factors unprepared

Variable Name	Variable Text	Variable Label
UNPREPFACTA	Training	Q55_1 Factors unprepared: Training
UNPREPFACTB	Resources	Q55_2 Factors unprepared: Resources
UNPREPFACTC	Your team	Q55_3 Factors unprepared: Team
UNPREPFACTD	Experience	Q55_4 Factors unprepared: Exp

Value	Value Label
1=	Yes
0=	No
-100=	Valid skip

//PROGRAMMING NOTE: If all items in UNPREPFACTA–UPREPFACTD=0, then computed variable UNPREPFACT_RF=01.//

Variable Name	Variable Label
UNPREPFACT_RF	Q55_RF Factors unprepared: Refused

Question Number on Survey: Q56

Question Type: Single Select Grid

Variable Name: RETALCOM

Variable Text: To what extent do you agree...?

Variable Label: Q56 Retaliation

Variable Name	Variable Text	Variable Label
RETALCOMA	I have witnessed or know of retaliation from Command Level Authorities [squadron/company level or higher] against other individuals who have protected communications with victims of sexual assault.	Q56A Retaliation: Commander retaliation
RETALCOMB	If I felt personally retaliated against as a [PROGRAM_ACRO] program manager, I would be comfortable seeking assistance from local referral agencies (IG, OSC or EEO).	Q56B Retaliation: Comfort seeking assistance

Value	Value Label
5=	Strongly agree
4=	Agree
3=	Neither agree nor disagree
2=	Disagree
1=	Strongly disagree
-99=	Refused
-100=	Valid skip

//PROGRAMMING NOTE: Ask if RETALCOMB=1 or 2 only.//

Question Number on Survey: Q57

Question Type: Open End Essay

Variable Name: RETALCOMSP

Variable Text: What are some reasons for not being comfortable seeking assistance from local referral agencies (IG, OSC or EEO) if you experienced retaliation? *Please do not enter personally identifiable information (for example, names, addresses).*

Variable Label: Q57 Reasons for discomfort seeking assistance for retaliation

Lower Limit: 0

Upper Limit:

1500

Value	Value Label
-99=	Refused
-100	Valid Skip

//SOFT PROMPT: We would like your response to this question.//

Question Number on Survey: Q58

Question Type: Single Select

Variable Name: RETALDUTY

Variable Text: In the past 12 months, have you felt you have experienced retaliation related to your duties as a(n) **[PIPE using verbatim responses from SRELIG]**?

Variable Label: Q58 Experienced retaliation related to duties

Value	Value Label
1=	Yes
0=	No
-99=	Refused
-100=	Valid skip

//PROGRAMMING NOTE: Ask if RETALDUTY=1 only.//

Question Number on Survey: Q59

Question Type: Open End Essay

Variable Name: RETALDUTYSP

Variable Text: Please describe any incidents in the past 12 months in which you feel you have experienced retaliation related to your duties as a(n) **[PIPE using verbatim responses from SRELIG]**. *Please do not enter personally identifiable information (for example, names, addresses).*

Variable Label: Q59 Experienced retaliation related to duties specify

Lower Limit: 0

Upper Limit: 1500

--

Value	Value Label
-99=	Refused
-100	Valid Skip

//SOFT PROMPT: We would like your response to this question.//

Question Number on Survey: Q60

Question Type: Single Select Grid

Variable Name: JOBSTRESS

Variable Text: To what extent do the following issues contribute to your stress in your current position? *Mark one answer for each item.*

Variable Label: Q60 Job stressors

Variable Name	Variable Text	Variable Label
JOBSTRESSA	My caseload	Q60A Job Stressors: Caseload
JOBSTRESSB	The subject matter of my work	Q60B Job Stressors: Subject matter
JOBSTRESSC	The administrative requirements of the position	Q60C Job Stressors: Admin requirements
JOBSTRESSD	The amount of time I have been in my current position	Q60D Job Stressors: Time in position
JOBSTRESSE	The increase in my [PROGRAM_ACRO] workload	Q60E Job Stressors: SAPR work
JOBSTRESSF	The increasing complexity of the [PROGRAM_ACRO] program	Q60F Job Stressors: SAPR complexity

Value	Value Label
5=	Very large extent
4=	Large extent
3=	Moderate extent
2=	Small extent
1=	Not at all
-99=	Refused
-100=	Valid Skip

Question Number on Survey: Q61**Question Type:** Multi Select**Variable Name:** SELFCARE**Variable Text:** What self-care measures do you employ to manage stress? *Mark all that apply.***Variable Label:** Q61 Self-care measures

Variable Name	Variable Text	Variable Label
SELFCAREA	Exercise	Q61_1 Self-care measures: Exercise
SELFCAREB	Meditation	Q61_2 Self-care measures: Meditation
SELFCAREC	Time off from work	Q61_3 Self-care measures: Time off
SELFCARED	Traveling	Q61_4 Self-care measures: Travel
SELFCAREE	Hobbies (e.g., reading, cooking, watching television, art, music)	Q61_5 Self-care measures: Hobbies
SELFCAREF	Pursuing education	Q61_6 Self-care measures: Education
SELFCAREG	Religious outlets	Q61_7 Self-care measures: Religion
SELFCAREH	Interacting with family/friends	Q61_8 Self-care measures: Family/Friends
SELFCAREI	Behavioral health provider at military treatment facility	Q61_9 Self-care measures: Beh health mil
SELFCAREJ	Behavioral health provider at civilian treatment facility	Q61_10 Self-care measures: Beh health civ
SELFCAREK	Group counseling	Q61_11 Self-care measures: Group counseling
SELFCAREL	I do not use self-care measures	Q61_12 Self-care measures: No self-care

Value	Value Label
1=	Yes
0=	No
-100=	Valid skip

//PROGRAMMING NOTE: If all items in SELFCAREA–SELFCAREL=0, then computed variable SELFCARE_RF=01.

Variable Name	Variable Label
SELFCARE_RF	Q61_RF Self-care measures: Refused

Question Number on Survey: Q62**Question Type:** Single Select**Variable Name:** SCTIME**Variable Text:** Do you believe you have adequate time for self-care?**Variable Label:** Q62 Time for self-care

Value	Value Label
1=	Yes
0=	No
-99=	Refused
-100=	Valid skip

Question Number on Survey: Q63**Question Type:** Single Select Grid**Variable Name:** BURNOUT**Variable Text:** In the past 12 months, do you believe you have experienced or suffered from...?*Mark one for each item.***Variable Label:** Q63 Experience burnout

Variable Name	Variable Text	Variable Label
BURNOUTA	Burnout	Q63A Experience burnout: Burnout
BURNOUTB	Compassion fatigue	Q63B Experience burnout: Compassion fatigue
BURNOUTC	Vicarious trauma	Q63C Experience burnout: Vicarious trauma

Value	Value Label
1=	Yes
0=	No
-99=	Refused
-100=	Valid skip

Question Number on Survey: Q64**Question Type:** Single Select Grid**Variable Name:** BURNRSRC**Variable Text:** Do you believe you have adequate knowledge and/or resources to handle your concerns of...? *Mark one for each item.***Variable Label:** Q64 Burnout resources

Variable Name	Variable Text	Variable Label
BURNRSRCA	Burnout	Q64A Burnout resources: Burnout
BURNRSRCB	Compassion fatigue	Q64B Burnout resources: Compassion fatigue
BURNRSRCC	Vicarious trauma	Q64C Burnout resources: Vicarious trauma

Value	Value Label
1=	Yes
0=	No
-99=	Refused
-100=	Valid skip

Question Number on Survey: Q65

Question Type: Single Select Grid

Variable Name: RESIL

Variable Text: To what extent do you agree or disagree with the following statements? *Mark one answer for each item.*

Variable Label: Q65 Resilience

Variable Name	Variable Text	Variable Label
RESILA	I tend to bounce back quickly after hard times.	Q65A Resilience: quick bounce back
RESILB	I have a hard time making it through stressful events.	Q65B Resilience: hard time with stress
RESILC	It does not take me long to recover from a stressful event.	Q65C Resilience: strong stress recovery
RESILD	It is hard for me to snap back when something bad happens.	Q65D Resilience: hard time bouncing back
RESILE	I usually come through difficult times with little trouble.	Q65E Resilience: strong through difficult times
RESILF	I tend to take a long time to get over set-backs in my life.	Q65F Resilience: slow bounce back

Value	Value Label
5=	Strongly agree
4=	Agree
3=	Neither agree nor disagree
2=	Disagree
1=	Strongly disagree
-99=	Refused
-100=	Valid skip

Question Number on Survey: Q66

Question Type: Single Select Grid

Variable Name: SUPPORT

Variable Text: To what extent do you agree or disagree with the following statements? *Mark one answer for each item.*

Variable Label: Q66 Social support

Variable Name	Variable Text	Variable Label
SUPPORTA	If I had an emergency, even people I do not know in the [PROGRAM ACRO] community would be willing to help	Q66A Social support from strangers in emergency
SUPPORTB	People here know they can get help from the [PROGRAM ACRO] community if they are in trouble	Q66B Social support from community in trouble
SUPPORTC	People can depend on each other in the [PROGRAM ACRO] community	Q66C Social support community dependence

SUPPORTD	Living in the [PROGRAM ACRO] community gives me a secure feeling	Q66D Social support security from community
SUPPORTE	There is a feeling in the [PROGRAM ACRO] community that people should not get too friendly with each other	Q66E Social support community not friendly
SUPPORTF	I have friends who let me know they value who I am and what I can do	Q66F Social support personal value
SUPPORTG	My friends in the [PROGRAM ACRO] community are a part of my everyday activities	Q66G Social support everyday friendships
SUPPORTH	I feel secure that I am as important to my friends as they are to me	Q66H Social support importance to friends
SUPPORTI	I have some very close friends outside the family who I know really care for me and love me	Q66I Social support close friends

Value	Value Label
5=	Strongly agree
4=	Agree
3=	Neither agree nor disagree
2=	Disagree
1=	Strongly disagree
-99=	Refused
-100=	Valid skip

Policy: Victim Assistance

//PROGRAMMING NOTE: Ask SAPRPROCPRSN if SRSVCA≠6 or SRCOMP≠7 or SRCIVSVC≠6. Ask SAPRPROCPRSNH if SRSVCA=6 or SRCOMP=7 or SRCIVSVC=6 only.//

Question Number on Survey: Q67

Question Type: Single Select Grid

Variable Name: SAPRPROCPRSN

Variable Text: Does your local [PROGRAM] program have clear procedures for handling cases involving...? *Mark one for each item.*

Variable Label: Q67 SAPR personnel procedures

Variable Name	Variable Text	Variable Label
SAPRPROCPRSNA	A joint operating environment	Q67A SAPR personnel procedures: Joint operate
SAPRPROCPRSNB	Foreign nationals	Q67B SAPR personnel procedures: Foreign nationals
SAPRPROCPRSNC	DoD civilian employees	Q67C SAPR personnel procedures: DoD civ
SAPRPROCPRSND	Dependents	Q67D SAPR personnel procedures: Dependent
SAPRPROCPRSNE	Contractors	Q67E SAPR personnel procedures:

		Contractor
SAPRPROCPRSNF	Visiting personnel, such as trainees, National Guard, and Reserve members	Q67F SAPR personnel procedures: Visiting personnel
SAPRPROCPRSNG	Deployed military members	Q67G SAPR personnel procedures: Deployed
SAPRPROCPRSNH	Coast Guard civilian employees	Q67H SAPR personnel procedures: CG civ

Value	Value Label
1=	Yes
0=	No
-98=	Not applicable
-99=	Refused
-100=	Valid skip

Question Number on Survey: Q68**Question Type:** Single Select Grid**Variable Name:** SAPRPROC**Variable Text:** Does your local [PROGRAM] program have clear procedures for...? *Mark one for each item.***Variable Label:** Q68 SAPR clear procedures

Variable Name	Variable Text	Variable Label
SAPRPROCA	Ensuring victims' safety when handling cases	Q68A SAPR clear procedures: Victim safety
SAPRPROCB	Ensuring victims' <u>privacy</u> when handling cases	Q68B SAPR clear procedures: Victim privacy
SAPRPROCC	Ensuring SARCs' and VAs' personal safety when handling a case	Q68C SAPR clear procedures: SARC VA safety
SAPRPROCD	Obtaining a Military Protective Order (MPO)	Q68D SAPR clear procedures: MPO
SAPRPROCE	Obtaining a Civilian Protective Order (CPO)	Q68E SAPR clear procedures: CPO
SAPRPROCF	Providing a Special Victims' Counsel (SVC)/Victims' Legal Counsel (VLC)	Q68F SAPR clear procedures: SVC VLC
SAPRPROCG	Providing expedited transfers	Q68G SAPR clear procedures: Expedited transfer
SAPRPROCH	Providing ways to report retaliation	Q68H SAPR clear procedures: Report retaliation
SAPRPROCI	Handing off cases to the SARC at the victim's next duty location or National Guard home state location	Q68I SAPR clear procedures: Hand off cases

Value	Value Label
1=	Yes
0=	No
-98	Not applicable
-99=	Refused
-100=	Valid skip

Question Number on Survey: Q69**Question Type:** Single Select Grid**Variable Name:** FEMVICTEXT**Variable Text:** With regard to women who experience sexual assault, to what extent do...?*Mark one for each item.***Variable Label:** Q69 Female victims

Variable Name	Variable Text	Variable Label
FEMVICTEXTA	Your programs meet their specific needs	Q69A Female victims: Program specific needs
FEMVICTEXTB	Current policies and programs provide sufficient guidance for supporting them	Q69B Female victims: Policy guidance
FEMVICTEXTC	Health care providers provide the appropriate care	Q69C Female victims: Healthcare
FEMVICTEXTD	Military investigators provide an appropriate response	Q69D Female victims: MCIO
FEMVICTEXTE	SVCs/VLCs provide an appropriate response	Q69E Female victims: SVC VLC
FEMVICTEXTF	You think they are less likely than male victims to be believed by their peers	Q69F Female victims: Believed by peers
FEMVICTEXTG	You feel confident in addressing their needs	Q69G Female victims: Address needs
FEMVICTEXTH	You have the resources to assist them	Q69H Female victims: Resources

Value	Value Label
5=	Very large extent
4=	Large extent
3=	Moderate extent
2=	Small extent
1=	Not at all
-99=	Refused
-100=	Valid skip

Question Number on Survey: Q70**Question Type:** Single Select Grid**Variable Name:** MALEVICTEXT**Variable Text:** With regard to men who experience sexual assault, to what extent do...? *Mark one for each item.***Variable Label:** Q70 Male victims

Variable Name	Variable Text	Variable Label
MALEVICTEXTA	Your programs meet their specific needs	Q70A Male victims: Program specific needs
MALEVICTEXTB	Current response policies and programs provide sufficient guidance for supporting them	Q70B Male victims: Policy guidance
MALEVICTEXTC	Health care providers provide the appropriate care	Q70C Male victims: Healthcare
MALEVICTEXTD	Clinical Support providers provide appropriate care	Q70D Male victims: Clinical Support
MALEVICTEXTE	Military investigators provide an appropriate response	Q70E Male victims: MCIO
MALEVICTEXTF	SVCs/VLCs provide an appropriate response	Q70F Male victims: SVC VLC
MALEVICTEXTG	You think they are less likely than female victims to be believed by their peers	Q70G Male victims: Believed by peers
MALEVICTEXTH	You feel confident in addressing their needs	Q70H Male victims: Address needs
MALEVICTEXTI	You have the resources to assist them	Q70I Male victims: Resources

Value	Value Label
5=	Very large extent
4=	Large extent
3=	Moderate extent
2=	Small extent
1=	Not at all
-99=	Refused
-100=	Valid skip

Question Number on Survey: Q71**Question Type:** Single Select Grid**Variable Name:** MENSEVAL**Variable Text:** To what extent do you agree...? *Mark one for each item.***Variable Label:** Q71 Men's Plan Evaluation

Variable Name	Variable Text	Variable Label
MENSEVALA	Prevention policies and programs are gender-inclusive	Q71A Men's Plan Evaluation: inclusive
MENSEVALB	Service members have awareness that men can be sexually assaulted	Q71B Men's Plan Evaluation: awareness
MENSEVALC	Men can experience barriers to reporting their sexual assault	Q71C Men's Plan Evaluation: barriers

Value	Value Label
5=	Strongly agree

4=	Agree
3=	Neither agree nor disagree
2=	Disagree
1=	Strongly disagree
-99=	Refused
-100=	Valid skip

Policy: Reporting

Question Number on Survey: Q72

Question Type: Single Select

Variable Name: NOREPTNUM

Variable Text: In the past 12 months, what is the approximate number of people who disclosed a sexual assault to you, but did not sign a [FORM] or make an official report?

Variable Label: Q72 Number disclosed sexual assault no report

Value	Value Label
1=	0
2=	1 to 3
3=	4 to 6
4=	7 to 9
5=	10 or more
-99=	Refused
-100=	Valid skip

// Display the following text before showing CATCHPROGRAM:

CATCH Program

The Catch a Serial Offender (CATCH) Program gives people making a Restricted Report an opportunity to anonymously disclose suspect information to help the Department of Defense identify serial offenders. //

Question Number on Survey: Q73

Question Type: Single Select

Variable Name: CATCHREQUEST

Variable Text: How many victims have requested to submit an entry to the CATCH program?

Variable Label: Q73 Number requested CATCH entry

Value	Value Label
1=	None
2=	1 to 3
3=	4 to 6
4=	7 to 9
5=	10 or more
-99=	Refused
-100=	Valid skip

//PROGRAMMING NOTE: Ask if CATCHREQUEST=2, 3, 4, or 5 only.//

Question Number on Survey: Q74

Question Type: Open End Essay

Variable Name: CATCHBARVIC

Variable Text: Please share any difficulties or barriers the victims have encountered while using CATCH. *Please do not enter personally identifiable information (for example, names or addresses).*

Variable Label: Q74 CATCH victim barriers

Lower Limit: 0

Upper Limit: 1500

--

Value	Value Label
-99=	Refused
-100	Valid Skip

//SOFT PROMPT: We would like your response to this question.//

//PROGRAMMING NOTE: Ask if CATCHREQUEST = 2, 3, 4, or 5 only.//

Question Number on Survey: Q75

Question Type: Open End Essay

Variable Name: CATCHBARYOU

Variable Text: Please share any difficulties or barriers you have encountered while using CATCH, including difficulties accessing the CATCH website and generating passwords. *Please do not enter personally identifiable information (for example, names or addresses).*

Variable Label: Q75 CATCH your barriers

Lower Limit: 0

Upper Limit: 1500

--

Value	Value Label
-99=	Refused
-100	Valid Skip

//SOFT PROMPT: We would like your response to this question.//

//PROGRAMMING NOTE: Ask if CATCHREQUEST=2, 3, 4, or 5 only.//

Question Number on Survey: Q76

Question Type: Single Select

Variable Name: CATCHQUEST

Variable Text: After reading the CATCH script during an initial report, what has been your most common experience relating to follow-up questions from the victim?

Variable Label: Q76 Common CATCH questions

Value	Value Label
1=	I could easily answer questions based on the

	provided materials.
2=	I could answer questions based on my knowledge of CATCH.
3=	I could answer questions only after consulting a CATCH subject matter expert or other authority.
4=	I was not able to answer their questions.
5=	I could not answer their questions because I was not allowed based on DoD guidance (e.g. legal questions surrounding the military justice process).
6=	Victims generally did not have follow up questions.
-99=	Refused
-100=	Valid Skip

//PROGRAMMING NOTE: Ask if CATCHREQUEST=2, 3, 4, or 5 only.//

Question Number on Survey: Q77

Question Type: Single Select

Variable Name: CATCHPASS

Variable Text: How often have victims requested a second password?

Variable Label: Q77 CATCH second password

Value	Value Label
1=	Never
2=	Rarely
3=	Sometimes
4=	Often
5=	Very often
-99=	Refused
-100=	Valid Skip

//PROGRAMMING NOTE: Ask if CATCHREQUEST=2, 3, 4, or 5 only.//

Question Number on Survey: Q78

Question Type: Single Select

Variable Name: CATCHMATCH

Variable Text: Have you had to contact a victim as a result of notification of a potential match?

Variable Label: Q78 Contact for CATCH match

Value	Value Label
1=	Yes
0=	No
-99=	Refused
-100=	Valid Skip

//PROGRAMMING NOTE: Ask if SRELIG=4 only.//

Question Number on Survey: Q79**Question Type:** Single Select**Variable Name:** CATCHCLIENT**Variable Text:** Did any client elect to participate in the CATCH program?**Variable Label:** Q79 CATCH SVC/VLC client

Value	Value Label
1=	Yes
0=	No
-99=	Refused
-100=	Valid Skip

//PROGRAMMING NOTE: Ask if CATCHREQUEST=2, 3, 4, or 5 only.//**Question Number on Survey: Q80****Question Type:** Single Select**Variable Name:** CATCHUNREP**Variable Text:** Do you have any Unrestricted Report clients who were interested in utilizing the CATCH program?**Variable Label:** Q80 CATCH Unrestricted report

Value	Value Label
1=	Yes
0=	No
-99=	Refused
-100=	Valid Skip

//PROGRAMMING NOTE: Ask if CATCHREQUEST=2, 3, 4, or 5 only.//**Question Number on Survey: Q81****Question Type:** Single Select**Variable Name:** CATCHCLINOT**Variable Text:** Have you had any clients that were notified that their CATCH entry matched another entry?**Variable Label:** Q81 Notified CATCH match

Value	Value Label
1=	Yes
0=	No
-99=	Refused
-100=	Valid Skip

//PROGRAMMING NOTE: Ask if CATCHREQUEST=2, 3, 4, or 5 only.//**Question Number on Survey: Q82****Question Type:** Single Select**Variable Name:** CATCHCOUNSEL**Variable Text:** Did your clients ask you for legal counsel?**Variable Label:** Q82 CATCH legal counsel

Value	Value Label
-------	-------------

1=	Yes
0=	No
-99=	Refused
-100=	Valid Skip

//If SRELIG=1, 2, or 3, display the following text before showing SAFETYASSESS:

Policy: Safety Assessment

A “Safety Assessment” is a set of guidelines and considerations that the responsible personnel designated by the Installation Commander can follow to determine if a sexual assault survivor is likely to be in imminent danger of physical or psychological harm as a result of reporting a sexual assault or being victimized.//

//PROGRAMMING NOTE: Ask if SRELIG=1, 2, or 3 only.//

Question Number on Survey: Q83

Question Type: Single Select

Variable Name: SAFETYASSESS

Variable Text: How often do you conduct a safety assessment to determine if there is a high-risk situation affecting victims or other persons?

Variable Label: Q83 Safety assessment frequency

Value	Value Label
5=	For every report
4=	For most reports
3=	For some reports
2=	For a few reports
1=	Never
-99=	Refused
-100=	Valid Skip

//SOFT PROMPT: We would like your response to this question.//

//PROGRAMMING NOTE: Ask if SAFETYASSESS=2, 3, 4, or 5.//

Question Number on Survey: Q84

Question Type: Multi Select

Variable Name: SFTYCNDCT

Variable Text: Select the individuals who conduct safety assessments at your military location/area of operation. *Mark all that apply. Please do not enter personally identifiable information (for example, names, addresses).*

Variable Label: Q84 Who conducts safety assessments

Variable Name	Variable Text	Variable Label
SFTYCNDCTA	Sexual Assault Response Coordinator (SARC)	Q84_1 Who conducts safety assessments: SARC
SFTYCNDCTB	Victim Advocate (VA)/Uniformed Victim Advocate (UVA)/United States Air Force Volunteer Victim Advocate (USAF VVA)	Q84_2 Who conducts safety assessments: VA UVA
SFTYCNDCTC	Health care provider	Q84_3 Who conducts safety assessments: Healthcare

SFTYCNDCTD	Law enforcement	Q84_4 Who conducts safety assessments: Law enforcement
SFTYCNDCTE	Other (<i>please specify</i>):	Q84_5 Who conducts safety assessments: Other

Value	Value Label
1=	Yes
0=	No
-100=	Valid Skip

//PROGRAMMING NOTE: If all items in SFTYCNDCTA–SFTYCNDCTE=0, then computed variable SFTYCNDCT_RF=01.//

Variable Name	Variable Label
SFTYCNDCT_RF	Q84_RF Who conducts safety assessments: Refused

//PROGRAMMING NOTE: Ask if SAFETYASSESS=2, 3, 4, or 5.//

Question Number on Survey: Q85

Question Type: Single Select

Variable Name: SFTYRPTPRFM

Variable Text: On average, how long after a report is filed is a safety assessment performed?

Variable Label: Q85 Safety assessment after report

Value	Value Label
4=	Fewer than 24 hours
3=	25 to 48 hours
2=	3 to 6 days
1=	7 or more days
-99=	Refused
-100=	Valid Skip

//PROGRAMMING NOTE: Ask if SAFETYASSESS=2, 3, 4, or 5.//

Question Number on Survey: Q86

Question Type: Single Select

Variable Name: SFTYTRN

Variable Text: To what extent did the training you received on safety assessments adequately prepare you to conduct safety assessments?

Variable Label: Q86 Safety assessment training

Value	Value Label
5=	Very large extent
4=	Large extent
3=	Moderate extent
2=	Small extent
1=	Not at all
-98=	Does not apply, I have not had training on safety assessments

-99=	Refused
-100=	Valid Skip

//If SRELIG=1, 2, or 3, display the following text before showing HRRT:

Policy: High-Risk Response Team

A “High-Risk Response Team (HRRT)” is a multi-disciplinary team that is assembled if a victim is assessed to be in a high-risk situation. The purpose and responsibility of the High-Risk Response Team is to continually monitor the victim’s safety by assessing danger and developing a plan to manage the situation.//

//PROGRAMMING NOTE: Ask if SRELIG=1, 2, or 3 only.

Question Number on Survey: Q87

Question Type: Single Select

Variable Name: HRRT

Variable Text: In the past 12 months, have you been involved in a High-Risk Response Team (HRRT)?

Variable Label: Q87 HRRT team involvement

Value	Value Label
1=	Yes
0=	No
-99=	Refused
-100=	Valid Skip

//SOFT PROMPT: We would like your response to this question.//

//PROGRAMMING NOTE: Ask if HRRT=1 only.//

Question Number on Survey: Q88

Question Type: Single Select

Variable Name: HRRTLNGTH

Variable Text: On average, how long does a High-Risk Response Team (HRRT) remain in place?

Variable Label: Q88 HRRT length

Value	Value Label
3=	1 to 7 days
2=	8 to 30 days
1=	More than 30 days
-99=	Refused
-100=	Valid Skip

//PROGRAMMING NOTE: Ask if HRRT=1 only.//

Question Number on Survey: Q89

Question Type: Single Select

Variable Name: HRRTTEXT

Variable Text: To what extent do you feel that High-Risk Response Teams (HRRT) appropriately address high-risk situations?

Variable Label: Q89 HRRT extent effectiveness

Value	Value Label
5=	Very large extent
4=	Large extent
3=	Moderate extent
2=	Small extent
1=	Not at all
-99=	Refused
-100=	Valid Skip

Policy: Expedited Transfer

//PROGRAMMING NOTE: Ask if SRELIG=1, 2, or 3 only.//

Question Number on Survey: Q90

Question Type: Single Select

Variable Name: EXPTRANS

Variable Text: Have you been involved in an expedited transfer of a victim at your military location/area of operation in the past 12 months (e.g., coordinated the transfer, prepared the victim for transfer, received a victim transferred into your organization)?

Variable Label: Q90 Expedited transfer involvement

Value	Value Label
1=	Yes
0=	No
-99=	Refused
-100=	Valid skip

//SOFT PROMPT: We would like your response to this question.//

//PROGRAMMING NOTE: Ask if SRELIG=1 and EXPTRANS=1.//

Question Number on Survey: Q91

Question Type: Single Select

Variable Name: EXTRROLE

Variable Text: What role(s) have you played in expedited transfers?

Variable Label: Q91 Expedited transfer role

Value	Value Label
3=	I was the sending SARC
2=	I was the receiving SARC
1=	I was both the sending and receiving SARC
-99=	Refused
-100=	Valid Skip

//SOFT PROMPT: We would like your response to this question.//

//PROGRAMMING NOTE: Ask if EXTRROLE=1 or 2 only.//

Question Number on Survey: Q92

Question Type: Single Select Grid

Variable Name: RECSARC

Variable Text: As a receiving SARC, did you...? *Mark one for each item.*

Variable Label: Q92 Receiving SARC

Variable Name	Variable Text	Variable Label
RECSARCA	Receive notification from command about the incoming victim	Q92A Receiving SARC: Command notification
RECSARCB	Obtain an update on any investigation information	Q92B Receiving SARC: Update
RECSARCC	Have a warm handoff from the sending SARC (e.g., transfer of referral information, DSAID case number, safety plan)	Q92C Receiving SARC: Warm handoff

Value	Value Label
3=	Yes, in all cases
2=	Yes, in some cases
1=	No
-99=	Refused
-100=	Valid Skip

//PROGRAMMING NOTE: Ask if EXTRROLE=1 or 3 only.//

Question Number on Survey: Q93

Question Type: Single Select Grid

Variable Name: SENDSARC

Variable Text: As a sending SARC, did you...? *Mark one for each item.*

Variable Label: Q93 Sending SARC

Variable Name	Variable Text	Variable Label
SENDSARCA	Receive notification from command about the decision to transfer	Q93A Sending SARC: Command notification
SENDSARCB	Give an update on any investigation information	Q93B Sending SARC: Update
SENDSARCC	Provide a warm handoff to the receiving SARC (e.g., referral information, DSAID case, safety plan)	Q93C Sending SARC: Warm handoff

Value	Value Label
3=	Yes, in all cases
2=	Yes, in some cases
1=	No
-99=	Refused
-100=	Valid Skip

//PROGRAMMING NOTE: Ask if SRELIG=1, 2, or 3 only.//

Question Number on Survey: Q94

Question Type: Single Select

Variable Name: NOTIFYEXTR

Variable Text: In your opinion, should the receiving SARC **always** be notified of a victim transfer?

Variable Label: Q94 Consent to notify SARC of expedited transfer

Value	Value Label
3=	Yes, even if the victim does not consent
2=	Yes, but only if the victim consents
1=	No
-99=	Refused
-100=	Valid skip

//Display the following text before showing CMG:

Policy: [CMG CIT]

A “[CMG CIT]” is a multi-disciplinary group that meets to review individual cases of Unrestricted Reports of sexual assault. The group facilitates victim updates and directs system coordination, accountability, and victim access to quality services.//

Question Number on Survey: Q95

Question Type: Single Select

Variable Name: CMG

Variable Text: In the last 12 months, have you been part of a [CMG_CIT]?

Variable Label: Q95 [CMG_CIT] participation

Value	Value Label
1=	Yes
0=	No
-99=	Refused
-100=	Valid skip

//SOFT PROMPT: We would like your response to this question.//

Question Number on Survey: Q96

Question Type: Single Select

Variable Name: CMGEXT

Variable Text: To what extent are [CMG_CIT]s helpful to your current position?

Variable Label: Q96 [CMG_CIT] participation

Value	Value Label
5=	Very large extent
4=	Large extent
3=	Moderate extent
2=	Small extent
1=	Not at all
-99=	Refused
-100=	Valid skip

//PROGRAMMING NOTE: Ask if CMG=1 only.//

Question Number on Survey: Q97**Question Type:** Multi Select**Variable Name:** CMGCHAIR**Variable Text:** Who typically chairs the [CMG_CIT] at your installation? *Mark all that apply. Please do not enter personally identifiable information (for example, names, addresses).***Variable Label:** Q97 CMG Chair

Variable Name	Variable Text	Variable Label
CMGCHAIRA	Installation commander	Q97_1 CMG Chair: Installation commander
CMGCHAIRB	Deputy installation commander	Q97_2 CMG Chair: Deputy installation commander
CMGCHAIRC	Other (please specify):	Q97_3 CMG Chair: Other

Value	Value Label
1=	Yes
0=	No
-100=	Valid Skip

//PROGRAMMING NOTE: If all items in CMGCHAIRA–CMGCHAIRC=0, then computed variable CMGCHAIR_RF=01.

Variable Name	Variable Label
CMGCHAIR_RF	Q97_RF CMG Chair: Refused

//PROGRAMMING NOTE: Ask if CMG=1 only.

Question Number on Survey: Q98**Question Type:** Single Select Grid**Variable Name:** CMGEFFECT**Variable Text:** How effective is your [CMG_CIT] in addressing the following issues at your installation? *Mark one for each item.***Variable Label:** Q98 CMG effectiveness

Variable Name	Variable Text	Variable Label
CMGEFFECTA	Retaliation	Q98A CMG effectiveness: Retaliation
CMGEFFECTB	Legal (e.g., investigative adjudication)	Q98B CMG effectiveness: Legal
CMGEFFECTC	Information sharing	Q98C CMG effectiveness: Info share
CMGEFFECTD	Victim medical concerns	Q98D CMG effectiveness: Victim medical
CMGEFFECTE	Victim mental health concerns	Q98E CMG effectiveness: Victim mental
CMFEFFECTF	Expedited transfers	Q98F CMG effectiveness: Expedited transfers

Value	Value Label
5=	Very effective
4=	Effective

3=	Neither effective nor ineffective
2=	Ineffective
1=	Very ineffective
-99=	Refused
-100=	Valid Skip

//PROGRAMMING NOTE: Ask if CMG=1 only.//

Question Number on Survey: Q99

Question Type: Multi Select

Variable Name: CMGCONDUCT

Variable Text: Are [CMG_CIT]s conducted...? *Mark all that apply. Please do not enter personally identifiable information (for example, names, addresses).*

Variable Label: Q99 CMG conduct

Variable Name	Variable Text	Variable Label
CMGCONDUCTA	In person	Q99_1 CMG conduct: In person
CMGCONDUCTB	Virtually through video conferencing or teleconferencing	Q99_2 CMG conduct: Virtually
CMGCONDUCTC	Via electronic mail (e-mail)	Q99_3 CMG conduct: Email
CMGCONDUCTD	Other (<i>please specify</i>):	Q99_4 CMG conduct: Other

Value	Value Label
1=	Yes
0=	No
-100=	Valid Skip

//PROGRAMMING NOTE: If all items in CMGCONDUCTA–CMGCONDUCTD=0, then computed variable CMGCONDUCT_RF=01.//

Variable Name	Variable Label
CMGCONDUCT_RF	Q99_RF CMG conduct: Refused

//PROGRAMMING NOTE: Ask if CMG=1 only.//

Question Number on Survey: Q100

Question Type: Single Select

Variable Name: CMGLNGTH

Variable Text: Approximately how long does it take to go through all of the cases during a [CMG_CIT] meeting?

Variable Label: Q100 CMG length

Value	Value Label
1=	Less than 1 hour
2=	1 to 2 hours
3=	2 to 4 hours
4=	Over 4 hours
-99=	Refused
-100=	Valid Skip

//PROGRAMMING NOTE: Ask if CMG =1 only.//

Question Number on Survey: Q101

Question Type: Single Select Grid

Variable Name: CMGRETAL

Variable Text: Does the [CMG_CIT] Chair ask if members are aware of any retaliation from reporting experienced by the following individuals? *Mark one for each item.*

Variable Label: Q101 CMG retaliation from reporting

Variable Name	Variable Text	Variable Label
CMGRETALA	Victims	Q101A CMG retaliation from reporting: Victims
CMGRETALB	SARCs and/or VAs/UVAs/USAF VVAs	Q101B CMG retaliation from reporting: SARC VA UVA
CMGRETALC	Bystanders/Witnesses	Q101C CMG retaliation from reporting: Bystanders
CMGRETALD	Other responders	Q101D CMG retaliation from reporting: Other

Value	Value Label
1=	Yes
0=	No
-99=	Refused
-100=	Valid Skip

//PROGRAMMING NOTE: Ask if SRELIG=4 and CMG=1.//

Question Number on Survey: Q102

Question Type: Single Select

Variable Name: CMGSVCVLC

Variable Text: Do you feel the [CMG_CIT]s spend sufficient time on discussing SVC/VLC/SVP-related items?

Variable Label: Q102 CMG time on SVC/VLC/SVP

Value	Value Label
1=	Yes
0=	No
-99=	Refused
-100=	Valid Skip

//PROGRAMMING NOTE: Ask if SRCOMP=1 or 5 only.//

Question Number on Survey: Q103

Question Type: Single Select Grid

Variable Name: NGB

Variable Text: To what extent do you agree or disagree with the following statements? *Mark one answer for each item.*

Variable Label: Q103 National Guard specific questions

Variable Name	Variable Text	Variable Label
NGBA	Allegations of harassment are taken seriously at the Wing Commander/Brigade Commander level.	Q103A National Guard specific questions: taken seriously
NGBB	I have witnessed key leaders (squadron/company level or higher) who, in the presence of their subordinates, did not behave in a manner reflecting the core values of my service or state.	Q103B National Guard specific questions: not behave
NGBC	I believe unhealthy behaviors from key leaders (squadron/company level or higher) have contributed to an erosion of trust in the SAPR/SHARP office.	Q103C National Guard specific questions: unhealthy behaviors
NGBD	My command climate discourages victims from reporting sexual assault.	Q103D National Guard specific questions: discourages victims
NGBE	Sexual Harassment is understood as a contributing factor to an unhealthy command climate.	Q103E National Guard specific questions: Sexual Harassment
NGBF	I feel confident in the ability of my NGB SAPRO Staff to advocate for me as I execute duties and responsibilities.	Q103F National Guard specific questions: execute duties
NGBG	I feel confident in the ability of my NGB SAPRO Staff to advocate for me when I reference policy and instruction on behalf of victims of sexual assault.	Q103G National Guard specific questions: reference policy

Value	Value Label
5=	Strongly agree
4=	Agree
3=	Neither agree nor disagree
2=	Disagree
1=	Strongly disagree
-99=	Refused
-100=	Valid skip

Taking the Survey**Question Number on Survey: Q104****Question Type: Open End Essay****Variable Name: MIJESQUEST**

Variable Text: How might we best recruit unrestricted and restricted reporters of sexual assault to participate in a research effort to learn more about, and improve, survivors' experiences with the military justice system? *Please do not enter personally identifiable information (for example, names, addresses). Your feedback is useful and appreciated.*

Variable Label: Q104 MIJES Question

Lower Limit: 0

Upper Limit: 1500

Question Number on Survey: Q105

Question Type: Open End Essay

Variable Name: COMMENT

Variable Text: Thank you for participating in the survey. If you have comments or concerns that you were not able to express in answering this survey, then please enter them in the space provided. *Please do not enter personally identifiable information (for example, names, addresses). Your feedback is useful and appreciated.*

Variable Label: Q105 Comment

Lower Limit: 0

Upper Limit: 1500

Table of Contents

Appendix C. FAQ

Frequently Asked Questions

The Office of People Analytics (OPA) Health and Resilience (H&R) division has been conducting surveys of sexual assault responders since 2009. OPA uses scientific state of the art statistical techniques to draw conclusions from populations within the purview of the Department of Defense (DoD), such as active duty and Reserve components. To construct estimates for the *2021 QuickCompass of Sexual Assault Response Personnel (2021 QSAR)*, OPA used sampling and weighting procedures to ensure accuracy of estimates to the populations of Sexual Assault Response Coordinators (SARCs), Victim Advocates (VAs), Uniformed Victim Advocates (UVAs), Special Victims' Counsel (SVCs), and Victims' Legal Counsel (VLCs). The following details some common questions about our methodology as a whole and the *2021 QSAR* specifically.

1. What was the population of interest for the *2021 QuickCompass of Sexual Assault Response Personnel (2021 QSAR)*?

The population of interest for the *2021 QSAR* consisted of SARCs, VAs, UVAs, SVCs, and (VLCs). DoD Instruction (DoDI) 6495.02, Sexual Assault Prevention and Response (SAPR) Program Procedures, defines these specialized positions. Their broad purpose is to provide dedicated support to survivors of sexual assault providing guidance and advocacy for survivors in gaining the medical, psychological, and legal services to which they are entitled. They provide support from initial response throughout the care and recovery process.

2. Why did you survey this population?

Section 539D, National Defense Authorization Act (NDAA) for Fiscal Year (FY) 2021, specified that not later than June 30, 2021, the Secretary of Defense shall conduct a survey regarding the ability of SARCs and Sexual Assault Prevention and Response VAs to perform their duties; the *2021 QSAR* fulfills this requirement. It is critical to the DoD Sexual Assault Prevention and Response Office (SAPRO) and Service-level Sexual Harassment and Assault Response and Prevention (SHARP) and SAPR officials to understand how responders are trained for their position and their perceptions of how well their program is supported and executed. Because the SAPR/SHARP program is now a few years old, regular assessment of the opinions of responders is critical to understanding both their view of the resources required to run the program and how well they are supporting the objectives of the program. As the providers of dedicated support to survivors of sexual assault, SARCs, VAs, UVAs, SVCs, and VLCs have unique perspectives on program effectiveness that is tapped by the *2021 QSAR*.

3. How did you identify SARCs, VAs/UVAs, and SVCs/VLCs to participate in the *2021 QSAR*?

Potential SARC, VA, and UVA respondents were identified through the Department of Defense Sexual Assault Advocate Certification Program (D-SAACP). The NDAA for FY 2012 requires SARCs, VAs, and UVAs to be certified through D-SAACP. The certification process involves detailed training in SAPR/SHARP programs and all SARCs, VAs, UVAs earn 32 continuing education credits every two years in order to maintain certification. SAPRO provided OPA a list of certified SARCs, VAs, and UVAs in the D-SAACP who were certified as of March 22, 2021.

Potential SVC and VLC respondents were identified through Service-level SAPR/SHARP offices, and contact information was provided to the OPA research team on April 15, 2021. The 2021 QSAR was a census of all SARCs, VAs, UVAs, SVCs, and VLCs who were Active Duty, National Guard/Reserve members, or DoD civilian employees, in the Army, Navy, Marine Corps, Air Force, or DoD agencies. This year, the 2021 QSAR also included members of the Space Force and Coast Guard for the first time.

4. Why did you perform a census of certified SARCs, VAs, UVAs, SVCs, and VLCs?

OPA concluded that the population of SARCs, VAs, UVAs, SVCs, and VLCs is growing and subject to change as Service members transfer and transition between duties and commands. This conclusion is based on prior survey experience and discussions with SAPRO and Service-level SAPR/SHARP program offices. OPA also concluded that statistically meaningful results required sufficient numbers of responders in various subgroups (e.g., SARCs by Service). Given the estimated number of SARCs, VAs, UVAs, SVCs, and VLCs currently serving, and past year response rates, OPA statisticians concluded a census was required to provide a sufficient number of survey respondents.

5. OPA uses “sampling” and “weighting” for their scientific surveys. Why are these methods used and what do they do?

Simply stated, sampling and weighting allows for data, based on a sample, to be generalized accurately up to the total population. While the 2021 QSAR was a census, not everyone invited to participate in the survey responds. Statistical weighting techniques are applied to the responders, to adjust for nonresponse, in order to generalize to the population. This methodology meets industry standards used by government statistical agencies including the Census Bureau, Bureau of Labor Statistics, National Agricultural Statistical Service, National Center for Health Statistics, and National Center for Education Statistics. OPA subscribes to the survey methodology best practices promoted by the American Association for Public Opinion Research (AAPOR). The weighting produces survey estimates of population totals, proportions, and means (as well as other statistics) that are representative of their respective populations. Unweighted survey data, in contrast, are likely to produce biased estimates of population statistics.

6. How did you determine the population for weighting purposes?

The total population for the 2021 QSAR was provided by SAPRO and Service-level SAPR/SHARP offices as of April 15, 2021 and consisted of 23,426 certified SAPR/SHARP responders: 1,973 SARCs, 21,201 VAs/UVAs, and 252 SVCs/VLCs across Active Duty, National Guard/Reserve, and DoD civilian populations. Estimates in the results reflect the population as of April 15, 2021.

7. How accurately did the sample match the results?

OPA does not have the ability to assess how effectively the sampling frame covers the target population. In the 2021 QSAR, responders were asked to self-identify their current position as SARCs, VAs, UVAs, SVCs, and VLCs.

8. How did you contact people to take the survey?

The web survey administration process began on June 8, 2021, with the mailing of an announcement e-mail to all sample members. The announcement email explained why the survey was being conducted, how the survey information would be used, and why participation was important. Throughout the administration period, additional e-mail reminders were sent to encourage survey participation. The survey closed on July 20, 2021.

9. How many people responded and what was the response rate?

Surveys were completed by 4,370 eligible responders, yielding an overall weighted response rate of 27%. Responders were considered ineligible if they indicated in the survey or by other contact (e.g., telephone calls or e-mails to the data collection contractor) they were not serving in the appropriate position as of the first day of the survey fielding, June 8, 2021. Survey completion is defined as answering 50% or more of the survey questions asked of all responders.

10. When did you conduct the survey?

The *2021 QSAR* was administered via web from June 8, 2021, to July 20, 2021.

11. Some of the estimates provided in the report show “NR” or “Not Reportable.” What does this mean?

The estimates become “Not Reportable” when they do not meet the criteria for statistically reliable reporting. This can happen for a number of reasons including high variability or too few survey respondents. This process helps ensure the estimates we provide in our analyses and reports are accurate and precise.

12. Do the results on retaliation for reporting sexual assault mean that people experienced retaliation?

No, the results are not rates of retaliation; rather the results reflect the opinion of responders about the extent to which the Chair of their local Case Management Group (CMG) monitors retaliation at their installation/location. The roles and responsibilities of the CMG are detailed in Enclosure 9 of DoDI 6495.02, including ongoing active monitoring for incidents of retaliation allegations. The CMG is to monitor and address instances where someone has experienced retaliation for reporting sexual assault. Responders were asked if the chair of their CMG inquires of CMG members whether they were aware of any retaliation experienced by survivors, bystanders, and/or responders. Note this question addresses the responsibility of the CMG chair to inquire about potential acts of retaliation. These results do not reflect rates at which survivors, bystanders, and/or responders might have experienced retaliation.

13. How do the results in 2021 compare with the previous surveys in 2018, 2015, 2012, and 2009?

The questions asked in previous surveys prior to the 2018 QSAR are substantially different from those asked in the *2021 QSAR*. For the first time, results from the 2021 QSAR are comparable to

results from the 2018 QSAR. Trending analyses were performed where survey items matched in order to monitor change over time in the perceptions of SAPR/SHARP professionals.

14. Why did you only survey SARCs, VAs/UVAs, and SVCs/VLCs and no other providers, such as SAMFEs or Prevention Personnel?

A challenge to conducting scientific surveys is identifying the population. In the 2021 QSAR, OPA relied on the D-SAACP as the source of identification for SARCs, VAs, and UVAs, and on Service-level SAPR/SHARP offices for identification of SVC and VLC responders. No such central source currently exists for identifying other sexual assault service providers. While it is true that directives have established other positions for responders, such as Sexual Assault Medical Forensic Examiners (SAMFEs), there are no current central sources of contact information of incumbents in those positions. OPA is cautious about surveying populations where the sampling frame is tenuous. To include responders in the survey without firm knowledge of the populations could lead to unstable or misleading results.

Table of Contents

Appendix D. Glossary

Glossary

- **SARC – *Sexual Assault Response Coordinator*** – Individuals who are certified through D-SAACP as sexual assault response specialists.
- **VA – *Victim Advocate*** – Individuals certified through D-SAACP who act as direct support personnel for victims of sexual assault as they navigate the response process.
- **UVA – *Uniformed Victim Advocate*** – Similar to VAs
- **SVC – *Special Victims’ Counsel*** – Provides confidential legal advice and guidance for victims of sexual assault.
- **VLC – *Victims’ Legal Counsel*** – Similar to SVCs, VLC is the term used by the Navy and the Marine Corps
- **SVP- *Special Victims’ Paralegal*** – Provide support for SVCs as they perform their duties assisting victims of sexual assault through the legal process.
- **SAPR – *Sexual Assault Prevention and Response*** – DoD and service level program dedicated to prevention of and response to sexual assault in the military.
- **SHARP – *Sexual Harassment and Assault Response and Prevention*** – The Army’s name for their version of SAPR.
- **D-SAACP – *Defense Sexual Assault Advocate Certification Program*** – DoD program for training SARCs and VAs/UVAs for their sexual assault response and prevention duties.

REPORT DOCUMENTATION PAGE				Form Approved OMB No. 0704-0188	
<p>The public reporting burden for this collection of information is estimated to average 1 hour per response, including the time for reviewing instructions, searching existing data sources, gathering and maintaining the data needed, and completing and reviewing the collection of information. Send comments regarding this burden estimate or any other aspect of this collection of information, including suggestions for reducing the burden, to Department of Defense, Washington Headquarters Services, Directorate for Information Operations and Reports (0704-0188), 1215 Jefferson Davis Highway, Suite 1204, Arlington, VA 22202-4302. Respondents should be aware that notwithstanding any other provision of law, no person shall be subject to any penalty for failing to comply with a collection of information if it does not display a currently valid OMB control number.</p> <p>PLEASE DO NOT RETURN YOUR FORM TO THE ABOVE ADDRESS.</p>					
1. REPORT DATE (DD-MM-YYYY) 01-09-2022		2. REPORT TYPE Overview Report		3. DATES COVERED (From - To) June 2021 - August 2022	
4. TITLE AND SUBTITLE 2021 QuickCompass of Sexual Assault Response Personnel: Overview Report			5a. CONTRACT NUMBER		
			5b. GRANT NUMBER		
			5c. PROGRAM ELEMENT NUMBER		
6. AUTHOR(S) Lisa Davis, Mark Petusky, Alexander Fernandes, Elizabeth Richards, Jenny Kim, and Ashlea Klahr, PhD.			5d. PROJECT NUMBER		
			5e. TASK NUMBER		
			5f. WORK UNIT NUMBER		
7. PERFORMING ORGANIZATION NAME(S) AND ADDRESS(ES) DoD Office of People Analytics 4800 Mark Center Drive, Suite 06E22 Alexandria, VA 22350-4000			8. PERFORMING ORGANIZATION REPORT NUMBER		
9. SPONSORING/MONITORING AGENCY NAME(S) AND ADDRESS(ES) DoD Sexual Assault Prevention and Response Office 4800 Mark Center Drive, Suite 07G21 Alexandria, VA 22350-4000			10. SPONSOR/MONITOR'S ACRONYM(S)		
			11. SPONSOR/MONITOR'S REPORT NUMBER(S) OPA Report No. 2022-181		
12. DISTRIBUTION/AVAILABILITY STATEMENT Approved for Public Release; Distribution Unlimited.					
13. SUPPLEMENTARY NOTES					
14. ABSTRACT This report presents top line findings from the 2021 QuickCompass of Sexual Assault Response Personnel (2021 QSAR) conducted by the Office of People Analytics (OPA). This survey was conducted at the request of the DoD Sexual Assault Prevention and Response Office (SAPRO) as part of its ongoing evaluation efforts of Sexual Assault Prevention and Response (SAPR) programs towards sexual assault prevention and survivor support. The survey was designed to provide insights about SAPR responders--Sexual Assault Response Coordinators (SARCs), Victims Advocates (VAs), and Special Victims Counsel (SVCs)/Victims Legal Counsel (VLCs)--at military installations worldwide, to understand how effectively responders are trained for their positions, and their perceptions of how well their program is supported and executed.					
15. SUBJECT TERMS Sexual Assault Prevention and Response, SAPR, SARCs, VAs, SVCs, VLCs, sexual assault, prevention, policy, Case Management Groups, service providers, DoD Safe Helpline, DSAID, D-SAACCP, certification, training, resources, tools, victim care					
16. SECURITY CLASSIFICATION OF:			17. LIMITATION OF ABSTRACT UU	18. NUMBER OF PAGES 228	19a. NAME OF RESPONSIBLE PERSON Ms. Elizabeth Davis
a. REPORT UU	b. ABSTRACT UU	c. THIS PAGE UU			19b. TELEPHONE NUMBER (Include area code) 703-338-8926

Reset

Standard Form 298 (Rev. 8/98)
Prescribed by ANSI Std. Z39.18

INSTRUCTIONS FOR COMPLETING SF 298

1. REPORT DATE. Full publication date, including day, month, if available. Must cite at least the year and be Year 2000 compliant, e.g. 30-06-1998; xx-06-1998; xx-xx-1998.

2. REPORT TYPE. State the type of report, such as final, technical, interim, memorandum, master's thesis, progress, quarterly, research, special, group study, etc.

3. DATES COVERED. Indicate the time during which the work was performed and the report was written, e.g., Jun 1997 - Jun 1998; 1-10 Jun 1996; May - Nov 1998; Nov 1998.

4. TITLE. Enter title and subtitle with volume number and part number, if applicable. On classified documents, enter the title classification in parentheses.

5a. CONTRACT NUMBER. Enter all contract numbers as they appear in the report, e.g. F33615-86-C-5169.

5b. GRANT NUMBER. Enter all grant numbers as they appear in the report, e.g. AFOSR-82-1234.

5c. PROGRAM ELEMENT NUMBER. Enter all program element numbers as they appear in the report, e.g. 61101A.

5d. PROJECT NUMBER. Enter all project numbers as they appear in the report, e.g. 1F665702D1257; ILIR.

5e. TASK NUMBER. Enter all task numbers as they appear in the report, e.g. 05; RF0330201; T4112.

5f. WORK UNIT NUMBER. Enter all work unit numbers as they appear in the report, e.g. 001; AFAPL30480105.

6. AUTHOR(S). Enter name(s) of person(s) responsible for writing the report, performing the research, or credited with the content of the report. The form of entry is the last name, first name, middle initial, and additional qualifiers separated by commas, e.g. Smith, Richard, J, Jr.

7. PERFORMING ORGANIZATION NAME(S) AND ADDRESS(ES). Self-explanatory.

8. PERFORMING ORGANIZATION REPORT NUMBER. Enter all unique alphanumeric report numbers assigned by the performing organization, e.g. BRL-1234; AFWL-TR-85-4017-Vol-21-PT-2.

9. SPONSORING/MONITORING AGENCY NAME(S) AND ADDRESS(ES). Enter the name and address of the organization(s) financially responsible for and monitoring the work.

10. SPONSOR/MONITOR'S ACRONYM(S). Enter, if available, e.g. BRL, ARDEC, NADC.

11. SPONSOR/MONITOR'S REPORT NUMBER(S). Enter report number as assigned by the sponsoring/monitoring agency, if available, e.g. BRL-TR-829; -215.

12. DISTRIBUTION/AVAILABILITY STATEMENT. Use agency-mandated availability statements to indicate the public availability or distribution limitations of the report. If additional limitations/ restrictions or special markings are indicated, follow agency authorization procedures, e.g. RD/FRD, PROPIN, ITAR, etc. Include copyright information.

13. SUPPLEMENTARY NOTES. Enter information not included elsewhere such as: prepared in cooperation with; translation of; report supersedes; old edition number, etc.

14. ABSTRACT. A brief (approximately 200 words) factual summary of the most significant information.

15. SUBJECT TERMS. Key words or phrases identifying major concepts in the report.

16. SECURITY CLASSIFICATION. Enter security classification in accordance with security classification regulations, e.g. U, C, S, etc. If this form contains classified information, stamp classification level on the top and bottom of this page.

17. LIMITATION OF ABSTRACT. This block must be completed to assign a distribution limitation to the abstract. Enter UU (Unclassified Unlimited) or SAR (Same as Report). An entry in this block is necessary if the abstract is to be limited.

