
Catch a Serial Offender (CATCH) Program

As of May 2025



www.sapr.mil



DEPARTMENT OF DEFENSE
SEXUAL ASSAULT PREVENTION
AND RESPONSE OFFICE





CATCH Program Overview

The CATCH Program allows adult sexual assault victims to anonymously submit suspect information into a database that will be assessed by DoD investigators at CATCH Headquarters (HQ).

If there is a match, a specially-trained CATCH Program representative from the Sexual Assault Prevention and Response (SAPR) Program will contact the victim. The victim's identity will only be revealed to law enforcement if the victim decides to participate in the investigation.

To submit a CATCH entry, victims need to contact a Sexual Assault Response Coordinator (SARC) or SAPR Victim Advocate (VA).

For general information, visit www.sapr.mil/catch





Who is eligible to participate in the CATCH Program?

- Current Service members, including cadets and midshipmen at the Military Service Academies and their prep schools, Reservists, and National Guard members
- Adult military dependents
- Former Service members
- DoD civilian employees, if the suspect is a Service member

CATCH Program Eligibility

Restricted Reports

Adult sexual assault victims who file or have already filed a Restricted Report with a DD Form 2910. If notified of a potential match, a victim can decide whether to convert to Unrestricted and participate in the investigation. The Restricted Report will not be converted without the victim's signature on a revised DD Form 2910.

Certain Unrestricted Reports

Adult sexual assault victims who file or have already filed certain Unrestricted Reports with a DD Form 2910 where the identity of their suspect was not disclosed by the victim or uncovered by law enforcement. If notified of a potential match, the victim can decide whether they want to participate in the investigation.

No Report (SRI CATCH Entry)

For victims not yet ready to report or who do not want to report, eligible adult sexual assault victims may submit a CATCH entry without filing an official report of sexual assault through a DD Form 2910. This will be a SAPR-Related Inquiry (SRI) Entry, filed through a DD Form 2910-4. This is critical for warfighters who did not report their sexual assault before leaving the Service.

Information About The CATCH Program



SARCs will provide the needed information so victims can submit a CATCH entry.

The SARC or SAPR VA will explain the CATCH Program and provide victims with a username and password to gain access to the CATCH website. Victims will be provided the CATCH Victim Info Sheet and Instruction Sheet for Victims Submitting CATCH Entries, available at www.sapr.mil/catch.

CATCH entries are anonymous.

If a victim's entry matches another entry or investigation, the victim will be contacted by a specially-trained CATCH SAPR representative, **not an investigator or command**, and the victim will have the option to participate in the investigation.

Participation in the CATCH Program is voluntary.

If there is a match, the victim's name will not be provided to law enforcement without the victim's permission.

Victims may decline to participate at any point.

Even after being notified that there was a potential match, a victim may decline to participate in the CATCH Program. There will be no adverse consequences to victims if they do not agree to participate.

Victims may print out their CATCH entry.

Victims may print or request a printout of their CATCH entry for personal records. Victims may also wish to submit their CATCH entry to the Department of Veterans Affairs as documentation to support healthcare benefits or disability claims.



Information in a CATCH Entry

The top five things for victims to provide, only if already known, include:

1. Suspect's name
2. Suspect's phone number or social media username(s)
3. Suspect's rank
4. Date of the offense
5. Location of the offense

Victims may provide as much information as they remember and feel comfortable sharing.

Digital photos may also be submitted with entries.

Victims must complete only one field to be able to submit an entry; however, the more information provided, the more useful to investigators.

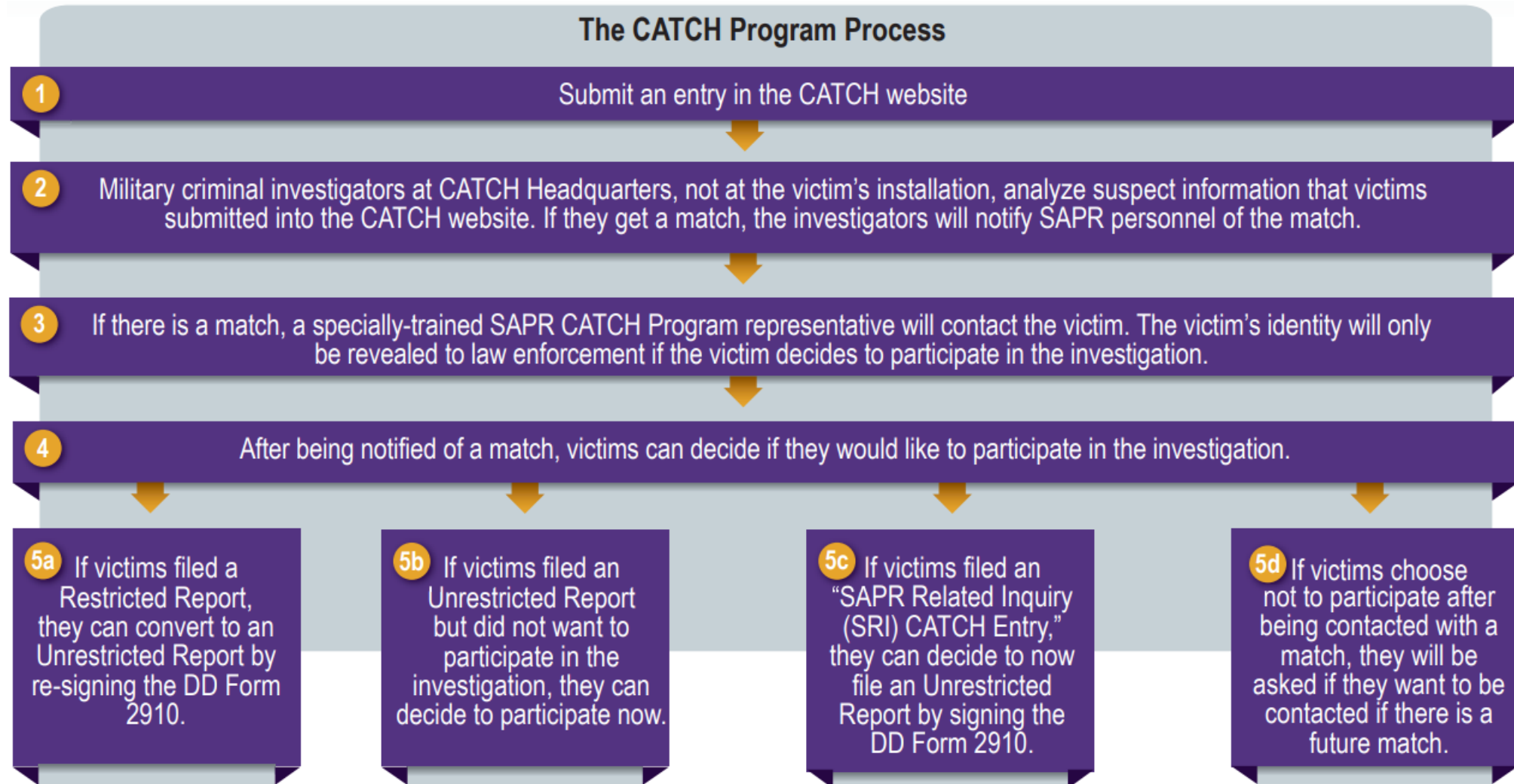
CATCH A Serial Offender Program Sample Form									
Background: Congress has directed that the Department of Defense (DoD) set up a database where adult sexual assault victims can provide information anonymously to enable DoD to identify serial sexual offenders.									
Purpose: Provide adult sexual assault victims, who file a Restricted Report, an eligible Unrestricted Report, or no report, with a mechanism to provide information to the CATCH program in order to identify individuals who are suspected of perpetrating multiple sexual assaults.									
Note: This is a sample form to be provided to the victim to allow them to become familiarized with the suspect and incident details collected by the CATCH program. Only one field is needed to submit an entry, however the more information that is provided the more likely the CATCH program will be able to match the suspect to other potential entries or investigations. The most useful information is suspect name, rank and military affiliation; suspect phone number or social media profile; and date and location of the assault.									
Suspect Details									
First Name	Middle Name	Last Name	Rank/Grade	Unit/Command					
Service Member <input type="checkbox"/> AIR FORCE <input type="checkbox"/> ARMY <input type="checkbox"/> COAST GUARD <input type="checkbox"/> MARINE CORPS <input type="checkbox"/> NAVY <input type="checkbox"/> SPACE FORCE <input type="checkbox"/> NATIONAL GUARD <input type="checkbox"/> CIV									
Alias / Nickname					Social Media Name or Link				
Phone Number					Email Address				
Race	Sex	Current Age	Height	Feet	Inches	Weight	Eye Color	Hair Color	
Visible Scars, Tattoos, Marks									
How do you know suspect?									
Vehicle Information (Make, Model, Year, Color, State, Plate Number)									
Incident Details									
Incident Time	Month	Day	Year	Incident Location (Barracks, Hotel Room, Residence, etc.)					
Street Address				City/Installation		State	Zip Code	Country	
Additional Details									

Explaining the CATCH Program to Victims



- CATCH entries are only assessed by investigators from the Services' Military Criminal Investigation Organizations (MCIOs) that have been specially assigned to CATCH Headquarters.
 - CATCH HQ MCIOs assess entries against other entries and against DoD Law Enforcement databases to detect matches and potentially identify serial offenders.
 - SARCs, local law enforcement, and local MCIOs do not have access to CATCH data.
 - CATCH entries are not used to trigger a safety exception for Restricted Reports.
 - CATCH entry information about a suspect is not used by promotion boards or for any other administrative or disciplinary matters.
- No victim PII is collected in CATCH entries.
 - There is no victim identification information inside the CATCH system.
 - If there is a match, the SARC will locate the victim's contact information in the Defense Sexual Assault Incident Database (DSAID), which is a separate SAPR database and not connected to the CATCH system.
- Victims may update their original CATCH entry or opt out of the CATCH Program at any time.
- Victims will be notified of a potential match by a specially-trained CATCH HQ Notification POC.

The CATCH Program Process



More information is available in the CATCH Victim Info Sheet at www.sapr.mil/catch

Frequently Asked Questions



Do I have to provide my name?

No, you cannot share your name. The CATCH Program is anonymous. There is no victim identification information inside the CATCH system. If there is a match, the SARC will locate the victim's contact information in DSAID, which is a separate SAPR database and not connected to the CATCH system.

How long do you keep my entry in the CATCH system?

Each entry is kept for 10 years. This means that you could be contacted at any time over the next 10 years if there is a potential match, as long as you do not opt out and your contact information does not change. If you had a Sexual Assault Forensic Examination (SAFE) Kit, it will also be retained for 10 years.

I have more questions. Who can I speak with before deciding to submit an entry?

If you are eligible, your SARC or SAPR VA can offer you referral to a Special Victims' Counsel/Victims' Legal Counsel/Victims' Counsel, who is your personal attorney (not a prosecutor or defense attorney). They can help answer legal questions about the CATCH Program or general information about the military justice system.

Facilitating Restricted & Unrestricted Report CATCH Entries



For victims reporting a Restricted Report or certain Unrestricted Reports, the SARC will:

- Review DD Form 2910 and collect victim contact information on page 3 in the event that there is a match and the victim needs to be contacted.
- Generate a DSAID Control Number for the official report from the DD Form 2910. The SARC will use this DSAID Control Number to go into the CATCH system to generate a username and password.

15. Information regarding the Catch a Serial Offender (CATCH) Program:	
<input type="checkbox"/>	A. I have been informed about and elect: <input type="checkbox"/> To participate in the CATCH Program. <input type="checkbox"/> Not to participate in the CATCH Program.
<input type="checkbox"/>	B. I have been informed that additional information on the CATCH program can be found at www.SAPR.mil/CATCH
C. As a participant in the CATCH Program, I agree to provide the following contact information:	
Phone/Email: <input type="text"/>	Phone/Email: <input type="text"/>
D. Type of sexual assault report I filed:	
<input type="checkbox"/>	I filed a Restricted Report RR DSAID Control Number: <input type="text"/>
<input type="checkbox"/>	I filed an Unrestricted Report (but law enforcement does not know the name of the suspect) UR DSAID Control Number: <input type="text"/>
Corresponding MCIO case number (if available in DSAID): <input type="text"/>	

Facilitating CATCH Entries When Victims Do Not Report



For victims not wanting to file an official report of sexual assault:

- SARCs need to collect victims' contact information, in case there is a match, in an official form that can be uploaded to DSAID for safekeeping.
- Victims will complete the DD Form 2910-4, "Catch a Serial Offender Program Explanation and Notification Form for SAPR-Related Inquiry (SRI) CATCH Entries" and provide contact information.
- The DD Form 2910-4 is not a report of sexual assault. It is a CATCH form for victims who do not file a report.
- SARCs will generate the corresponding DSAID Control Number for the SRI, which will be used by the SARC in the CATCH system to generate a CATCH username and password.

SRI DSAID Control Number	
1. CATCH Program Discussed with SARC or SAPR VA:	
I, (Full name) _____, met with a Sexual Assault Response Coordinator (SARC) or a Sexual Assault Response Prevention and Response Victim Advocate (SAPR VA) to discuss the Catch a Serial Offender Program.	
DoD Identification Number (for personnel with Common Access Cards only) _____	
INITIALS	
	A. The SARC or SAPR VA explained the Catch a Serial Offender Program, to include that it is anonymous, completely voluntary, and that I can decline to be in the CATCH Program at any time even after being notified of a potential match.
	B. The SARC or SAPR VA explained what occurs IF I am contacted about a potential match and my options.
	C. I have been informed that additional information on the CATCH program can be found at www.SAPR.mil/CATCH .
	D. The SARC/SAPR VA has informed me of reporting options for sexual assault and retaliation (associated with the sexual assault).
	E. The SARC/SAPR VA has informed me of available support services, to include SAPR advocacy, a Sexual Assault Forensic Examination, medical care, mental health providers, legal services, and chaplain resources.
	F. The SARC or SAPR VA explained that I can consult with a Special Victims' Counsel (SVC), Victims' Legal Counsel (VLC), Victims' Counsel (VC), or a legal assistance attorney, if I am eligible for one, before deciding to submit an entry into the CATCH Program. I can also meet with an SVC/VLC/VC to discuss reporting options and other military justice issues.
	G. I have NOT filed an official report of sexual assault through a DD Form 2910 or through a report directly to law enforcement.
	H. I confirm that I have not submitted another CATCH entry on this same suspect for the same sexual assault.
2. Information regarding the Catch a Serial Offender (CATCH) Program:	
A. I have been informed about and elect:	
<input type="checkbox"/>	(1) To participate in the CATCH Program. (Fill out the rest of the information below)
<input type="checkbox"/>	(2) Not to participate in the CATCH Program. (Go to section #3 and sign the form)
B. As a participant in the CATCH Program, I agree to provide the following contact information:	
(1) Phone/Email:	_____
(2) Phone/Email:	_____



Next Steps for SARCs

1. Obtain the DSAID Control Number for the victim's Restricted Report, Unrestricted Report, or SRI
2. Visit <https://catch.ncis.navy.mil/> and generate the CATCH username and password for the victim

The screenshot shows the CATCH website, titled "CATCH A SERIAL OFFENDER". At the top, there are navigation links: "Landing page", "Getting Started", "FAQ", and "Privacy Notice". Below these, a message states: "The CATCH Program gives victims of sexual assault an opportunity to anonymously submit suspect information to help the Department of Defense identify serial offenders." To the right, there is an "Accept" button with the instruction: "Click the Accept button to make a CATCH entry."

The main content area features a row of military service seals. Below them is the heading "CATCH a Serial Offender Program". The text reads: "Thank you for considering participation in this program! Research indicates that some offenders perpetrate sex crimes many times before being reported or caught. This is often because they count on victims never telling law enforcement about what happened. The CATCH Program provides a way for you to anonymously disclose details about your sexual assault to law enforcement and to learn if the suspect has been accused in other reports of sexual assault. The details you provide about your experience will be compared to reports by others in the CATCH computer system and to other law enforcement databases. If your information appears to match with another report, a SARC, Victim Advocate, or FAP Provider will notify you privately. You can then decide whether to change your reporting preference and to participate in the investigation of the suspected offender. Your participation in the CATCH Program is voluntary. Your Restricted Sexual Assault Report will not be converted without your permission, and no investigation will be initiated without your voluntary participation. In addition, you may decline to participate in the process at any point, even after being contacted that there was a match. If now is not a good time to complete your entry, you can always come back later and enter the information when you feel ready. If you decide to do this some other time, please reach out to your SARC or FAP Provider for a new user name and password for this site. The user name and password you were given expire in 10 calendar days after you received them, or after you use them five times to log on. There is no requirement for you to participate in the CATCH program. Any information you provide is voluntary."

On the right side, there is a "Safe Helpline" section with the phone number (877) 995-5247 and the website www.safehelpline.org. It includes instructions: "If you need to speak to someone immediately: Contact the DoD Safe Helpline." and "If you need to speak to someone immediately, you can reach the DoD Safe Helpline for anonymous and confidential, 24/7 support at (877) 995-5247 or www.safehelpline.org. Safe Helpline is the DoD's sole sexual assault hotline, and provides specialized services including one-on-one crisis intervention and support, peer-to-peer support, information, resources and self-care exercises, available anytime and anywhere (in the U.S. or overseas)."

At the bottom, there are two sections: "ABOUT CATCH" which states "CATCH allows adult sexual assault victims to anonymously provide incident details with the objective to determine whether their details might be a match to other incident details, which can result in the discovery of a sexual assault offender. All CATCH data is protected as Controlled Unclassified Information (CUI), Law Enforcement (LEI), Privacy (PRVCY)." and "IT PROBLEMS?" which states "If you are having trouble logging in, or for any other issues you encounter with this site, please contact the SARC or the FAP Provider who provided your credentials."

The footer contains the copyright notice: "© 2024 Naval Criminal Investigative Service (NCIS). All rights reserved."

Sample CATCH Username and Password



Important Reminders:

- The username and password expire in 30 calendar days.
- Other timeframes are available in the Instruction Sheet for Victims Submitting CATCH Entries, available at www.sapr.mil/catch.
- SARCs will print out this username and password to avoid mistakes when copying.

CATCH A Serial Offender Program 2025-NAVY-00681

Victim Login Credentials have been generated.
The credentials will expire in 30 days on **April 4, 2025 6:38 AM EST.**

VRN	2025-NAVY-00681
DSAID Control Number	RRNV-12321234-2024-09123
Report Manager	Brian Mcneary (SAPR)
Expiration Date	April 4, 2025 6:38 AM EST
URL	https://profile-stage.ncis.navy.mil

Username	CATCHkfDCY
Password	mUY!b4qwE44mPD5

Close

Print Sample Form

Print

Key CATCH Program Personnel



CATCH HQ MCIO Lead and Team

Each Military Service has specially-trained MCIO investigators assigned to a team to assess entries for matches with other entries. The CATCH MCIO HQ Lead is part of that team and assesses the potential matches.

CATCH HQ SAPR Lead (Service/NGB Admins)

Each Service and the National Guard Bureau (NGB) has specially trained SAPR program personnel who manage data and procedures related to CATCH. The CATCH HQ SAPR Leads also enroll SARCs in the CATCH system so they may generate usernames and passwords.

CATCH HQ Notification POC

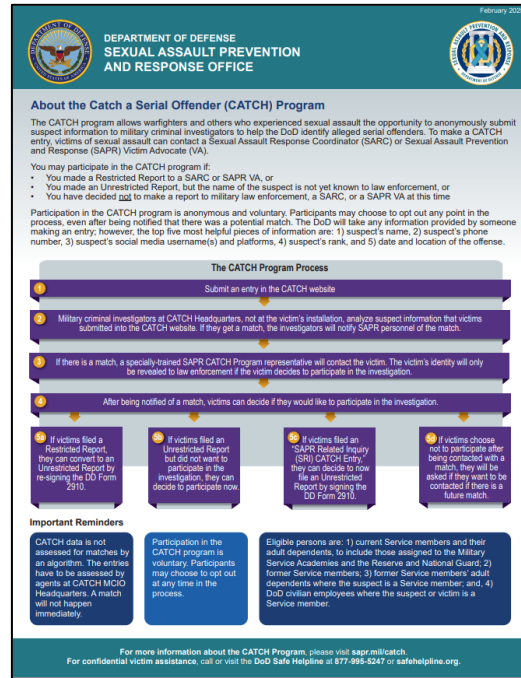
Each Service and the NGB will assign notification responsibility to two CATCH HQ Notification POCs. The POCs shall be:

- Specially-trained SARCs, SAPR VAs, CATCH HQ SAPR Leads, or SAPR Program Manager
- Have a D-SAACP certification and be able to maintain MRE 514 confidentiality
- Have DSAID access

In addition, each Military Service Academy will have its own CATCH HQ Notification POC

Note: Some Services may wish to have the local SARC provide the notification, but the CATCH Notification POC will also be present to ensure the victim receives all the available information.

Resources for Victims on www.sapr.mil/catch



CATCH Victim Info Sheet
explains the CATCH
Program and how it works.

CATCH A Serial Offender Program Sample Form									
Background: Congress has directed that the Department of Defense (DoD) set up a database where adult sexual assault victims can provide information anonymously to enable DoD to identify serial sexual offenders.									
Purpose: Provide adult sexual assault victims, who file a Restricted Report, an eligible Unrestricted Report, or no report, with a mechanism to provide information to the CATCH program in order to identify individuals who are suspected of perpetrating multiple sexual assaults.									
Note: This is a sample form to be provided to the victim to allow them to become familiarized with the suspect and incident details collected by the CATCH program. Only one field is needed to submit an entry, however the more information that is provided the more likely the CATCH program will be able to match the suspect to other potential entries or investigations. The most useful information is suspect name, rank and military affiliation; suspect phone number or social media profile; and date and location of the assault.									
Suspect Details									
First Name	Middle Name	Last Name	Rank/Grade	Unit/Command					
Service Member <input type="checkbox"/> AIR FORCE <input type="checkbox"/> ARMY <input type="checkbox"/> COAST GUARD <input type="checkbox"/> MARINE CORPS <input type="checkbox"/> NAVY <input type="checkbox"/> SPACE FORCE <input type="checkbox"/> NATIONAL GUARD <input type="checkbox"/> CIV									
Alias / Nickname				Social Media Name or Link					
Phone Number				Email Address					
Race	Sex	Current Age	Height	Feet	Inches	Weight	Eye Color	Hair Color	
Visible Scars, Tattoos, Marks									
How do you know suspect?									
Vehicle Information (Make, Model, Year, Color, State, Plate Number)									
Incident Details									
Incident Time	Month	Day	Year	Incident Location (Barracks, Hotel Room, Residence, etc.)					
Street Address		City/Installation		State		Zip Code		Country	
Additional Details									

Review a sample CATCH
Entry Form.

**DEPARTMENT OF DEFENSE
SEXUAL ASSAULT PREVENTION AND RESPONSE OFFICE**

Prevent. Assist. Restore.

INSTRUCTION SHEET FOR VICTIMS SUBMITTING CATCH A SERIAL OFFENDER (CATCH) ENTRIES

UPDATED FEBRUARY 2025

There is no requirement for you to participate in the Catch a Serial Offender (CATCH) Program. **Any information you provide is voluntary and anonymous.** You can submit your entry at the Sexual Assault Response Coordinator's (SARC) office on your personal cell phone, so the SARC is nearby to provide you support and help with "log in" issues. You can also submit your entry alone at a private location.

Go to the CATCH website at <https://profile.ncis.navy.mil/>. Login with the Username and Password provided by your assigned SARC or Sexual Assault Prevention and Response (SAPR) Victim Advocate (VA). If you have any issues with the Username and Password, contact your SARC.

SARC Name: _____
SARC Contact Info: _____

If you don't feel ready to submit your information, you can always come back later and contact the SARC for a new Username and Password for the CATCH website. Before you log on to the CATCH website to submit your entry, you can review the list of questions that you will be asked, so you know what to expect.

Your SARC can provide you a copy or you can go to the DoD Sexual Assault Prevention and Response Office (SAPRO) website at www.sapr.mil/catch, select "CATCH Entry Form" under the "CATCH Resources" under "For Victims".

- After you submit your entry to the CATCH website, if you remember additional information or would like to add to your entry, contact your SARC for a new Username and Password
- Most likely, you will not be contacted by the same SARC if there is a match
- Also, if there is a match and you decide not to participate in the investigation, you will be asked if you would like to share your reasons for not participating in the investigation

★ The top five things we would like for you to provide, if known, are:


1. Suspect name
2. Suspect phone number and social media profile name(s)
3. Suspect rank
4. Date of alleged offense
5. Location of the alleged sexual assault

This information is most useful to the Military Criminal Investigative Organizations (MCIOs) to identify the suspect. You can provide as much information as you can remember and feel comfortable sharing. You do not need to go looking for information, as this may be dangerous. You only need to complete one field to submit an entry. You may upload digital photos to your CATCH entry.


Please keep in mind that the more information you share, the more likely MCIO investigators will be able to match the suspect to other potential entries.

Instructions for submitting an
entry into the CATCH
system.


Resources for SARCs




Expanded Eligibility



Program Procedures



Program Poster



Talking Points



CATCH Website



DD Form 2910



DD Form 2910-4



Introduction Training and Training for SARCs

All resources available at www.sapr.mil/catch

CATCH Training on JKO



- “CATCH a Serial Offender (CATCH) Program Introduction Training”
 - This 45-minute course is designed to provide DoD personnel with a basic overview and understanding of the CATCH Program. CATCH01 explains the eligibility requirements, that CATCH entries are anonymous, and that participation in the CATCH is completely voluntary.
 - To find the course, first log in to [JKO](#) then search the Course Catalog using “CATCH01”
 - Prefix: SAPRO
 - Course Number: CATCH01
- “CATCH a Serial Offender (CATCH) Program Training for SARCs”
 - This one-hour training is designed specifically for SARCs. The CATCH02 training walks SARCs through how to use the CATCH system to generate CATCH Usernames and Passwords and provides SARCs the needed skills to make the required status updates in the CATCH system and in DSAID.
 - To find the course, first log in to [JKO](#), then search the Course Catalog using “CATCH02”
 - Prefix: SAPRO
 - Course Number: CATCH02

Contact SAPRO:
sapro@wso.whs.mil

Learn More:
www.sapr.mil

Get Help:
877-995-5247
www.safehelpline.org
